

Approximate Master Equations for Atom Optics

D. J. Atkins,[†] H. M. Wiseman,[‡] and P. W. Szewczyk

Centre For Quantum Dynamics, School of Science,
Griffith University, Nathan, Queensland, Australia. 4111

(Dated: November 6, 2018)

In the field of atom optics, the basis of many experiments is a two level atom coupled to a light field. The evolution of this system is governed by a master equation. The irreversible components of this master equation describe the spontaneous emission of photons from the atom. For many applications, it is necessary to minimize the effect of this irreversible evolution. This can be achieved by having a far detuned light field. The drawback of this regime is that making the detuning very large makes the timestep required to solve the master equation very small, much smaller than the timescale of any significant evolution. This makes the problem very numerically intensive. For this reason, approximations are used to simulate the master equation which are more numerically tractable to solve. This paper analyses four approximations: The standard adiabatic approximation; a more sophisticated adiabatic approximation (not used before); a secular approximation; and a fully quantum dressed-state approximation. The advantages and disadvantages of each are investigated with respect to accuracy, complexity and the resources required to simulate. In a parameter regime of particular experimental interest, only the sophisticated adiabatic and dressed-state approximations agree well with the exact evolution.

PACS numbers: 32.80.Lg, 03.75.Be, 42.50.Vk, 02.60.Cb

I. THE MASTER EQUATION

Many investigations in the realm of quantum physics are based on a single two level atom coupled to an approximately resonant light field. One aspect of this work is to investigate the quantum mechanical motion of such an atom. The work of Steck et al [1] is a prime example. They investigate chaos assisted tunnelling by studying the motion of cold cesium atoms in an amplitude modulated standing wave of light. Haycock et al [2] study cesium atoms in an effort to observe quantum coherent dynamics. The work of Hensinger et al investigates quantum chaos [3] and quantum tunnelling [4]. Proposals in QED to utilize interactions between atoms and their cavity for physical realizations of a quantum computer [5] and for communication of quantum states [6] also require good descriptions of quantum mechanical motion.

The full quantum system here consists of the light field and the atom. The evolution of such a system is governed by a Schrodinger equation. In most cases however, the evolution of the light field is not of interest and so the Schrodinger equation can be reduced to a master equation. The most general form of this master equation is given by

$$\dot{\rho} = \frac{i}{\hbar} [H; \rho] + L; \quad (1.1)$$

where L is a Lindbladian superoperator [7].

The form we will use here, specific to a two level atom interacting with a light field, is

$$H = \frac{p_x^2}{2m} + \hbar \omega + \frac{\hbar}{2} (x; t) \omega + \omega (x; t); \quad (1.2a)$$

$$L = (B J [\cdot] + A [\cdot]): \quad (1.2b)$$

Here we are only interested in the motion of the atom in the one direction. Thus p_x is the component of the atom's momentum in the x -direction. The detuning of the light field is ω . The atomic lowering operator is given by $J = \frac{1}{2}(\sigma_{-} + \sigma_{+})$ where σ_{-} and σ_{+} represent the ground and excited states of the atom respectively. $(x; t)$ is the complex, and possibly time-dependent Rabi frequency operator for the light field, which, from here on, will be represented simply as x . k and m are the wavenumber of the incident photons and the mass of the atom respectively. Planck's constant (\hbar) will be set to one for the rest of the analysis. The superoperator B describes random momentum kicks. It is defined for any arbitrary operator R as

$$BR = \int_{-1}^1 W(u) e^{ikux} R e^{-ikux} du; \quad (1.3)$$

where $W(u)$ is the atomic dipole radiation distribution function produced by the electronic transition, reduced to one dimension [3]. For motion parallel to the direction of propagation of the laser light, it is given by

$$W(u) = \frac{3}{8} (1 + u^2); \quad (1.4)$$

The superoperators J and A are defined for arbitrary operators c and a as

$$J[c]a = c a c^\dagger; A[c]a = \frac{1}{2} c^\dagger c a; \quad (1.5)$$

[†]Electronic address: D.Atkins@gu.edu.au

[‡]Electronic address: H.Wiseman@gu.edu.au

[§]Electronic address: prahlad@midway.uchicago.edu

and define the general form of a Lindbladian [7] super-operator.

The entire expression of Eq. (1.2b) describes the irreversible evolution of the system at rate γ . It is this part of the master equation that we wish to minimize by working in the regime $\gamma \ll \Omega_{\text{max}}$ (where Ω_{max} is the maximum modulus of the Rabi frequency operator). The problem with this regime is that when making γ very large, the full master equation still has to be solved using a time step smaller than γ^{-1} . This makes solving the full master equation numerically, very difficult.

There are a number of ways to approximate the master equation, four of which are investigated here. These are

1. The standard adiabatic approximation;
2. A more sophisticated adiabatic approximation;
3. A secular approximation; and
4. A dressed-state approximation.

Approximation (1) is a standard approach used by many researchers in the field, both as a semi-classical treatment [8] and as a fully quantum approximation method [3, 9]. Unfortunately, this treatment is not valid in the regime of the work of [3]. These experiments were performed in the regime of $\gamma \ll \Omega_{\text{max}}$ but where γ is the same order as Ω_{max}^2 . In their work, approximation (1) was used but on closer examination, this approximation would only be valid in the regime $\gamma \ll \Omega_{\text{max}}^2$. We will concentrate on the former regime in this analysis. Approximation (2) is a new approach to the adiabatic approximation which is valid in the regime of [3]. Approximation (3) was proposed in Ref. [10], and has been used for the formation of quantum trajectory simulations [3]. Approximation (4) is a fully quantum treatment including the effect of spontaneous emission, of previously only semi-classical treatments both omitting [11] and including [8, 12] spontaneous emission. We look at all four approximations, examining the validity and complexity, as well as the numerical accuracy and computational resource requirements, of each.

II. THE STANDARD ADIABATIC APPROXIMATION

The method of adiabatic approximation applied to the full master equation serves to eliminate the internal state structure of the atom. One reason for wishing to have no internal states is so that the system has a clear classical analogue [10]. Thus, where the full system has two internal states, our ideal system has no internal states. In performing this treatment, we also remove the Hamiltonian term of order γ , removing the requirement that the master equation be solved on a time step at least as small as γ^{-1} . This adiabatic elimination technique is described in many different text books, see [13, 14]. The result we obtain was first derived by Graham, Schlaumann and

Zoller [9]. To achieve this adiabatic elimination however, we follow a procedure similar to that of Hensinger et al [3].

The density matrix can be written using the internal state basis as

$$\rho = \begin{pmatrix} \rho_{gg} & \rho_{ge} \\ \rho_{eg} & \rho_{ee} \end{pmatrix} \quad (2.1)$$

where the ρ_{gg} etc are still operators on the centre-of-mass Hilbert space $L^{(2)}(\mathbf{R})$. From Eqs. (1.2), these obey

$$-\dot{\rho}_{gg} = -\frac{i}{2} \gamma \rho_{ge} + K_{gg}; \quad (2.2a)$$

$$-\dot{\rho}_{ge} = -\frac{i}{2} \gamma \rho_{ee} - \frac{i}{2} \gamma \rho_{gg} + i K_{ge}; \quad (2.2b)$$

$$-\dot{\rho}_{ee} = \frac{i}{2} \gamma \rho_{ge} - \frac{i}{2} \gamma \rho_{eg} + K_{ee}; \quad (2.2c)$$

Here the kinetic energy term is represented in the super-operator

$$K = i \frac{p_x^2}{2m}; \quad (2.3)$$

If the standard adiabatic elimination procedure is valid, we can represent the system by the density matrix for the centre of mass (com) alone,

$$\rho_{\text{com}} = \text{Tr}_{\text{int}}[\rho] = \rho_{gg} + \rho_{ee}; \quad (2.4)$$

where Tr_{int} is the trace over the internal states of the atom. In this standard adiabatic approximation we further simplify this by noting that large detuning leads to very small excited state populations such that $\rho_{gg} \approx \rho_{ee}$ and thus ρ_{com} is approximately ρ_{gg} . Thus denoting ρ_{com} simply as ρ , we can replace ρ_{gg} in Eq. (2.2a) just with ρ .

Now we require expressions for ρ_{ge} and ρ_{ee} in terms of ρ . This is achieved by noting that from Eq. (2.2b), ρ_{ge} comes to equilibrium on a timescale much shorter than ρ_{gg} , at a rate $\gamma/2$. Thus we set $-\dot{\rho}_{ge} = 0$. Also, if the kinetic energy term is much smaller than both γ and $\gamma/2$ then it can be ignored. This will be the case if $\hbar p_x^2 \ll m \gamma$. This is typically true, and so we get

$$\rho_{ge} = i \frac{\gamma}{2} \frac{\rho_{ee}}{\gamma} : \quad (2.5)$$

This can be substituted back into the equation for ρ_{ee} to give

$$-\dot{\rho}_{ee} = \rho_{ee} + \frac{\gamma}{2} \frac{\rho_{ee}}{(\gamma^2 + 4\gamma^2)} + \frac{i}{(\gamma^2 + 4\gamma^2)} \left(\frac{\gamma}{2} \rho_{gg} \right) + K_{ee}; \quad (2.6)$$

From Eq. (2.6), we see that ρ_{ee} equilibrates on a timescale much faster than ρ_{gg} and so we also set $-\dot{\rho}_{ee} = 0$. Ignoring the kinetic energy term again gives

$$\rho_{ee} + \frac{\gamma}{2} \frac{\rho_{ee}}{(\gamma^2 + 4\gamma^2)} + \frac{i}{(\gamma^2 + 4\gamma^2)} \left(\frac{\gamma}{2} \rho_{gg} \right) = 0; \quad (2.7)$$

The first correction term on the left hand side scales as $(\gamma/\omega)^2$ which in the regime chosen is negligible compared to the leading order term. The second correction term however scales as $\gamma^2/\omega^2 = \gamma/\omega$. Had we been working in the regime $\gamma^2/\omega^2 \ll 1$, then this term could also be safely ignored compared to the leading term. This condition however, is not satisfied in the experiments of [3] nor in our chosen regime, leaving this term the same order as the leading term. This term however is dropped on the basis that in a more sophisticated approach (Sec. III), this term does not appear and the correction to the final master equation is small [3]. Thus we are left with

$$\dot{\rho}_{ee} = -\frac{\gamma}{2} \frac{\rho_{gg}}{2 + \frac{\gamma}{4}} \quad (2.8)$$

Now substituting first Eq. (2.5) then Eq. (2.8) into Eq. (2.2a) and replacing ρ_{gg} with ρ_{gg} gives the final adiabatically eliminated master equation:

$$\dot{\rho} = -\frac{B}{2} J \frac{\rho}{2} - \frac{A}{2} \frac{\rho}{2} - i \frac{p_x^2}{2m} \frac{\rho}{4} + \frac{\gamma}{4} \rho; \quad (2.9)$$

where here we have used the fact that $\rho_{gg} \approx \rho$ to eliminate some of the higher order terms. This master equation is of the Lindblad form, having a Hamiltonian component and an irreversible spontaneous emission component of the correct form.

III. A MORE SOPHISTICATED ADIABATIC APPROXIMATION

As noted, the standard adiabatic elimination method described in section II is not strictly valid in the regime of the experiments of Hensinger et al [3], $\gamma/\omega_{ax} \approx 1$. However the adiabatic approximation can be made valid by using a slightly more sophisticated method.

The basis of the approach is to move into an interaction picture with respect to

$$H_0 = \frac{\gamma}{4} \quad (3.1)$$

This approach may seem counter-intuitive to most. Usually when moving to an interaction picture, it would be with respect to a H_0 that is already one or more terms in the Hamiltonian. In our case, if we investigate Eq. (2.9), we are moving to an interaction picture with respect to the opposite of a term in the Hamiltonian and as such will actually be adding a term to the Hamiltonian. The reason we choose to do this is that the problem term we encounter is in the Hamiltonian for the excited state. The potential seen by the excited state of the atom is in fact inverted and so the chosen H_0 is designed to affect the excited state potential in a way that counteracts the unwanted term.

After moving into this interaction picture, we then perform the adiabatic elimination process, and finally transform back into the Schrodinger picture. This method can give a different result because the approximations we make in the interaction picture may not have been valid in the Schrodinger picture.

With the unitary transformation operator $U_0(t) = e^{-iH_0 t}$, the interaction picture density matrix is

$$\tilde{\rho} = U_0^\dagger(t) \rho U_0(t) \quad (3.2)$$

Using this in Eqs. (1.2) gives an interaction picture master equation still of the Lindblad form

$$\dot{\tilde{\rho}} = -i[\tilde{V}, \tilde{\rho}] + \mathcal{L}\tilde{\rho}; \quad (3.3)$$

but now with an extra Hamiltonian term such that \tilde{V} is given by

$$\tilde{V} = \frac{p_x^2}{2m} + \frac{\gamma}{2} \rho + \frac{1}{2} \gamma \rho + \frac{\gamma}{4} \rho \quad (3.4)$$

Where p_x is just the component of the momentum in the x-direction, transformed into the interaction picture. The Lindbladian superoperator \mathcal{L} is unaffected by the interaction picture because Rabi frequency operator commutes with the position operator, x , as well as with state operators, ρ and γ .

Following the same procedure as the standard adiabatic elimination process, the equations for the centre-of-mass operators can be extracted:

$$\dot{\tilde{\rho}}_{gg} = -\frac{B}{2} \tilde{\rho}_{ee} - \frac{i}{2} \gamma \tilde{\rho}_{eg} - \tilde{\rho}_{ge} - \frac{i}{4} \gamma \tilde{\rho}_{gg} + \mathcal{K} \tilde{\rho}_{gg}; \quad (3.5a)$$

$$\dot{\tilde{\rho}}_{ge} = -\frac{i}{2} \tilde{\rho}_{ge} - \frac{i}{2} \gamma \tilde{\rho}_{ee} - \tilde{\rho}_{gg} - \frac{i}{4} \gamma \tilde{\rho}_{ge} + i \tilde{\rho}_{ge} \mathcal{K}; \quad (3.5b)$$

$$\dot{\tilde{\rho}}_{ee} = \tilde{\rho}_{ee} - \frac{i}{2} \tilde{\rho}_{ge} - \tilde{\rho}_{eg} - \frac{i}{4} \gamma \tilde{\rho}_{ee} + \mathcal{K} \tilde{\rho}_{ee}; \quad (3.5c)$$

where obviously \mathcal{K} uses the interaction picture momentum operator p_x .

In this more sophisticated approach, we still take the trace over the internal states of the atom, letting $\tilde{\rho}_{com} = \tilde{\rho}_{gg} + \tilde{\rho}_{ee}$, but now we do not simplify this further and simply let $\tilde{\rho} = \tilde{\rho}_{gg} + \tilde{\rho}_{ee}$. This gives a master equation of the form

$$\dot{\tilde{\rho}} = (B - 1) \tilde{\rho} - \frac{i}{2} \gamma \tilde{\rho}_{eg} - \frac{i}{2} \gamma [\tilde{\rho}_{ge}] + \frac{i}{4} \gamma \tilde{\rho} - \mathcal{K} \tilde{\rho}; \quad (3.6)$$

Hence we again need to find expressions for $\tilde{\rho}_{ee}$ and $\tilde{\rho}_{ge}$ in terms of $\tilde{\rho}$. We can achieve this by noting that, as in the earlier treatment, $\tilde{\rho}_{ee}$ and $\tilde{\rho}_{ge}$ equilibrate on a timescale

much faster than \sim_{gg} . By setting $\sim_{ge} = 0$, and again ignoring the kinetic energy term, we can solve for \sim_{ge} and get

$$\begin{aligned} \sim_{ge} = & \frac{\sim y}{2} - \frac{y; \sim y}{8^3} + \frac{y; \sim_{ee}}{2} - \frac{\sim y}{4i^2} \\ & + \frac{y; \sim_{ee}}{4i^2} + \frac{y; y; \sim_{ee}}{8^3} : \end{aligned} \quad (3.7)$$

Setting $\sim_{ee} = 0$ and ignoring the kinetic energy term allows us to solve for \sim_{ee} . In the more sophisticated adiabatic treatment, instead of getting an equation of the form of Eq. (2.7), we get

$$R \sim_{ee} = F \frac{\sim y}{4^2} : \quad (3.8)$$

In Eq. (3.8), the superoperators F and R are defined

$$F = 1 + \frac{i}{2} y; ::; \quad (3.9)$$

$$R = F + \text{higher order terms} : \quad (3.10)$$

In the regime chosen ($\sim^2 =$), the second term of Eq. (3.9) is of order 1 and so cannot be ignored compared to the leading term. In Eq. (3.10), the higher order terms are of order much smaller than 1 and even smaller than $\sim^4 = \sim^3$, which is the smallest order kept by making Taylor approximations to get the expression for \sim_{ge} . Thus to simplify Eq. (3.8), we act on the left of both sides with the superoperator F^{-1} . Then to leading order we have

$$\sim_{ee} = \frac{\sim y}{4^2} : \quad (3.11)$$

As expected, the interaction picture chosen produced a term in \sim_{gg} to counteract the unwanted term in \sim_{ee} . Notice here that we come to essentially the same result as in the standard adiabatic treatment in Eq. (2.8) but without making any unjustified approximations.

Now substituting Eq. (3.7) and Eq. (3.11) into Eq. (3.6), after simplification, leads to the final interaction picture master equation

$$\begin{aligned} \dot{\sim} = & B J \frac{\sim}{2} - A \frac{\sim}{2} - i \frac{\sim^2 y^2}{16^3} ; \sim \\ K \sim : & \end{aligned} \quad (3.12)$$

Finally, all that remains is to transform the interaction picture master equation back to the Schrodinger picture by performing the opposite unitary transformation. This leaves the final master equation for the more sophisticated adiabatic elimination treatment as

$$\begin{aligned} \dot{\sim} = & B J \frac{\sim}{2} - A \frac{\sim}{2} \\ & - i \frac{p_x^2}{2m} - \frac{y}{4} + \frac{\sim^2 y^2}{16^3} ; \quad (3.13) \end{aligned}$$

Notice here that by explicitly accounting for the term in $\sim^2 =$, the master equation derived is the same as that of the standard adiabatic approach with an extra potential term of order $\sim^4 = \sim^3$. This term is very small and as such the statements made to justify the standard approach [3] were correct in that the adjustment to the final master equation is small. The more sophisticated treatment however, although much more algebraically intensive to produce the initial master equation, requires very little extra effort than the standard adiabatic treatment to simulate. More importantly though, the master equation derived in the more sophisticated adiabatic approach is valid in the regime $\sim_{max}^2 =$.

IV. A SECULAR APPROXIMATION

A secular approximation to the full master equation is quite different from any adiabatic approximation. A secular approximation does not totally remove any dependence on the internal state of the atom. It only eliminates the coherences between the internal atomic states. The secular approximation was also used by Hensinger et al [3], alongside the standard adiabatic approximation.

There are a number of ways to derive a secular approximation to the full master equation. One such method has been performed by Dyrting and Milburn [10] but this method is quite complicated. A much simpler method which produces the same approximate master equation is based on the same technique as that applied for the standard adiabatic approximation.

We start with the Eqs. (2.2) for \sim_{gg} etc, and then adiabatically eliminate \sim_{eg} as in Sec. II. However, instead of also trying to solve for \sim_{ee} , we just substitute the expression for \sim_{ge} , Eq. (2.5), into the equations for \sim_{gg} , Eq. (2.2a) and \sim_{ee} , Eq. (2.2c). This eliminates the coherences between the excited and ground states while still keeping much of the original master equation. One advantage of this is that it allows comparison to an analogous 2-state classical model [10]. More importantly to us, this approximation eliminates the evolution at rate \sim as is necessary to simplify the simulations. We are left with the following equations for the ground and excited state density matrices

$$\begin{aligned} \dot{\sim}_{gg} = & B \sim_{ee} + J \frac{y}{2} \sim_{ee} - A \frac{\sim}{2} \sim_{gg} \\ & + i \frac{y}{4} ; \sim_{gg} - K \sim_{gg} ; \end{aligned} \quad (4.1)$$

$$\begin{aligned} \dot{\sim}_{ee} = & \sim_{ee} + J \frac{\sim}{2} \sim_{gg} - A \frac{y}{2} \sim_{ee} \\ & - i \frac{y}{4} ; \sim_{ee} - K \sim_{ee} : \end{aligned} \quad (4.2)$$

The final master equation is constructed by recombining the equations (4.1) and (4.2) to produce a final master equation which gives the correct terms for the equations

for ρ_{gg} and ρ_{ee} while also only giving rapidly decaying terms for ρ_{ge} and ρ_{eg} . This master equation for the secular approximation is

$$\begin{aligned} \dot{\rho} = & -i \frac{p_x^2}{2m} + \frac{\gamma}{4} \rho_z; + (B J [\rho] - A [\rho]) \\ & + J \frac{\gamma}{2} \rho_A - \frac{\gamma}{2} \rho_A \\ & + J \frac{\gamma}{2} \rho_A - \frac{\gamma}{2} \rho_A; \end{aligned} \quad (4.3)$$

where ρ_z is just the Pauli spin operator $\rho_z = \rho_{zz} - \rho_{zz}$. There are no apparent problems in this derivation, or that in [10]. Nevertheless, as we will see in Sec. VII, Eq. (4.3) does not give accurate results in comparison with Eq. (1.1).

V. A DRESSED-STATE APPROXIMATION

A semi-classical dressed-state treatment of atomic motion was put forward by Dalibard and Cohen-Tannoudji [12]. The dressed-state approximation used here is a fully quantum version of that treatment.

The states we have been using for a basis so far, $|j\rangle$ and $|i\rangle$, are called bare states. We can also work with another basis of position-dependent states which we call dressed-states. These dressed-states are derived by considering the Hamiltonian of the full master equation Eq. (1.2a) and ignoring the spontaneous emission part Eq. (1.2b). From this Hamiltonian, we ignore the kinetic energy component and get

$$H = \frac{p^2}{2} + \frac{\gamma}{2} \rho_z + \gamma \rho_z; \quad (5.1)$$

This Hamiltonian can be diagonalised to give something of the form

$$H = E_1(x;t) a a^\dagger + E_2(x;t) a^\dagger a; \quad (5.2)$$

where E_1 and E_2 are the eigenenergies of H . The corresponding eigenstates are the position dependent dressed-states we will be considering here, labelled $|j\rangle$ and $|i\rangle$. In terms of these dressed-states, a is given by $|j\rangle\langle i|$. This is not a complicated system to solve and the states and energies are

$$E_1(x;t) = \frac{1}{2} (\gamma + \gamma); \quad (5.3)$$

$$E_2(x;t) = \frac{1}{2} (\gamma - \gamma); \quad (5.4)$$

$$|j\rangle = \sin \theta |i\rangle + \cos \theta |j\rangle; \quad (5.5)$$

$$|i\rangle = \cos \theta |i\rangle - \sin \theta |j\rangle; \quad (5.6)$$

where θ is defined by

$$\sin \theta = \frac{p}{2} \sqrt{\gamma^2 + \gamma^2} + \gamma \frac{1}{2}; \quad (5.7a)$$

$$\cos \theta = \frac{p}{2} \sqrt{\gamma^2 + \gamma^2} + \gamma \frac{1}{2}; \quad (5.7b)$$

and θ is defined by

$$\theta = \frac{1}{2} \arctan \left(\frac{\gamma}{\gamma} \right); \quad (5.8)$$

Now that we have a new basis to work with, we use this basis to get equations for ρ_{11} , ρ_{12} , ρ_{21} and ρ_{22} . Without including the spontaneous emission or the kinetic energy, these equations are simply

$$\dot{\rho}_{jk} = -i [E_j(x;t) \rho_{jk} - \rho_{jk} E_k(x;t)]; \quad (5.9)$$

We do however want to include the spontaneous emission in our treatment and so we must assess the effect of the raising and lowering operators for the bare states ($|j\rangle = |j\rangle$ and $|i\rangle = |i\rangle$) acting on the new basis states ($|j\rangle$ and $|i\rangle$). This is easily done.

So far there have been no approximations made in constructing the rate equations in the dressed-state basis. The essence of this dressed-state approximation is similar to the secular approximation in that we keep the internal dressed-states but allow the coherences to go to zero. We do however do something slightly different to the secular approximation in that we do not simply set $\rho_{12} = 0$. Instead, we notice from Eq. (5.9) that, if we ignore the operator nature of the eigenenergies, then the equations for ρ_{12} would have a term of the form $-i(E_1 - E_2) \rho_{12}$. To first order, $E_1 - E_2$ is approximately γ . Thus ρ_{12} will rotate very quickly such that only terms rotating at this very rapid pace will be able to contribute to its evolution. Thus only terms involving ρ_{12} are kept in the equation for ρ_{12}

$$\begin{aligned} \dot{\rho}_{12} = & B (\sin \theta \cos \theta \rho_{12} \cos \theta \sin \theta) \\ & - \frac{\gamma}{2} \cos^2 \theta \rho_{12} + \rho_{12} \sin^2 \theta \\ & - i [E_1(x;t) \rho_{12} - \rho_{12} E_2(x;t)]; \end{aligned} \quad (5.10)$$

Knowing that the last term in Eq. (5.10) serves to force ρ_{12} to oscillate very rapidly and the other two terms force it to decay quickly, ρ_{12} will average to zero. Thus we set ρ_{12} and ρ_{21} equal to zero in the population equations giving

$$\begin{aligned} \dot{\rho}_{11} = & B \sin \theta \cos \theta \rho_{11} \sin \theta \cos \theta + \sin^2 \theta \rho_{22} \sin^2 \theta \\ & - \frac{\gamma}{2} \cos^2 \theta; \end{aligned} \quad i [E_1(x;t); \rho_{11}]; \quad (5.11)$$

$$\begin{aligned} \dot{\rho}_{22} = & B \sin \theta \cos \theta \rho_{22} \sin \theta \cos \theta + \cos^2 \theta \rho_{11} \cos^2 \theta \\ & - \frac{\gamma}{2} \sin^2 \theta; \end{aligned} \quad i [E_2(x;t); \rho_{22}]; \quad (5.12)$$

If we could ignore the operator nature of the rates in Eqs. (5.10-5.12), we would obtain the same rates as given by Dalibard and Cohen-Tannoudji in [12].

All that remains now is to design the master equation that forces ρ_{12} to zero giving these population equations.

The master equation which fulfills these requirements is

$$\begin{aligned} \dot{\rho} = & -K [E_1(x;t)\hat{J}_1\hat{H}_1 + E_2(x;t)\hat{J}_2\hat{H}_2] \\ & + BJ \cos \sin a^\dagger a - a^\dagger \\ & A \cos \sin a^\dagger a - a^\dagger \\ & + BJ \cos^2 a - A \cos^2 a \\ & + BJ \sin^2 a^\dagger - A \sin^2 a^\dagger ; \end{aligned} \quad (5.13)$$

where the kinetic energy term has been restored. This form of the master equation is still very complicated remembering the complex definitions of \cos and \sin from Eqs. (5.7). This master equation can, however, be approximated further.

The definition for \cos in Eq. (5.7b) can be approximated by remembering that we are working in the regime of $\gamma \ll \omega$. Thus, to a leading order approximation \cos is simply 1, and \sin is $\approx \gamma/\omega$. Also any terms of order γ^4 must be extremely small and so are also ignored. If we propagate these approximations through our system, we find that the dressed-state $|\tilde{1}\rangle$ is very close to the bare excited state $|e\rangle$. Also, the dressed-state $|\tilde{2}\rangle$ is very near the bare ground state $|g\rangle$. Thus if we make the approximations

$$|\tilde{1}\rangle \approx |e\rangle, |\tilde{2}\rangle \approx |g\rangle; \quad (5.14)$$

then we can similarly approximate

$$a^\dagger \approx \sigma^+; \quad a \approx \sigma^-; \quad (5.15)$$

The last approximation is to expand the dressed-state eigenenergies in a Taylor series to second order giving

$$E_1(x;t) \approx \omega + \frac{\gamma^2}{4} \frac{2 - y^2}{16^3}; \quad (5.16a)$$

$$E_2(x;t) \approx \frac{\gamma^2}{4} \frac{2 - y^2}{16^3}; \quad (5.16b)$$

This leaves us with the final master equation for the dressed-state approximation as

$$\begin{aligned} \dot{\rho} = & -i \left[\frac{p_x^2}{2m} + \frac{\gamma^2}{4} \frac{2 - y^2}{16^3} \right] \rho \\ & + (BJ [\sigma^+ \sigma^-] - A [\sigma^- \sigma^+]) \\ & + BJ \frac{\gamma}{2} \sigma^- \rho - A \frac{\gamma}{2} \sigma^+ \rho; \end{aligned} \quad (5.17)$$

Here we have removed the $H_0 = \gamma H$ Hamiltonian term by moving into an interaction picture.

VI. SIMULATION OF THE MASTER EQUATIONS

Now that we have derived the forms of the master equations which we wish to compare, we need to set up

a method of simulation for the different approximations and the full master equation. In this case, the numerical environment MATLAB turned out to be the most useful tool, combined with the Quantum Optics Toolbox produced by S.M. Tan [15, 16]. The simulation is designed by converting states and operators to vectors and matrices. Making this conversion requires a number of different adaptations of the theoretical master equations.

Firstly, we need to choose a form for the complex Rabi frequency operator, \hat{H} . The form of the Rabi frequency operator we use here is $\hat{H} = \max \sin kx$, such that there is no time dependence (standing wave) and the operator is Hermitian. Rewriting the sine function in terms of exponentials, e^{ikx} , we can examine the action of these exponentials. This suggests using the momentum representation, because the exponentials, e^{ikx} , simply represent single momentum kicks to the atom of $\pm k$, or ± 1 atomic unit of momentum.

Having chosen to use the momentum representation to evaluate our master equation solutions, we need to address concerns with the conversion process. Firstly, the momentum range must be truncated. The loss of probability due to this truncation should be kept below some small level, say 10^{-5} . Using this rule of thumb, it was found that a momentum Hilbert space ranging from -12 atomic units up to $+12$ atomic units was generally sufficient.

We still face a limitation problem in that the momentum Hilbert space is continuous. To simulate this on a computer, we need to discretize this space. We are able to discretize this space again as a consequence of the choice of \hat{H} . The exponential component nature of \hat{H} provides for momentum kicks of exactly one atomic unit of momentum in the direction of propagation of the laser light (the x -direction). Thus the only momentum kicks that are not in a single unit of atomic momentum in the x -direction are due to spontaneous emission of photons from the atom. This allows for a momentum kick of one atomic unit in any direction, which, when projected onto the x -direction, allows for a random kick of anywhere between -1 and 1 atomic unit. However the relative infrequency of the spontaneous emission allows us to approximate this by a kick of $-1, 0$, or 1 .

This approximation requires us to convert the integral over the atomic dipole distribution to a discrete sum. Following Ref. [3], we let

$$\int_{-1}^1 W(u) du \approx \sum_{u=-1;0;1}^1 V(u); \quad (6.1)$$

where the discrete function $V(u)$ is obtained by making sure that it has the same normalisation, mean momentum kick and mean squared momentum kick. This gives $V(-1) = \frac{1}{5}$, $V(0) = \frac{3}{5}$ and $V(1) = \frac{1}{5}$.

We now need to define our matrix notation. The simulations here will set γ, k and m to 1 so that the kinetic

energy operator can be represented as

$$\frac{p_x^2}{2m} = \frac{1}{2} \sum_{n=-12}^{12} n^2 |j\rangle \langle j| \quad (6.2)$$

where $|j\rangle$ denotes a momentum eigenstate. The e^{ikx} operator in a momentum Hilbert space just acts as a raising operator given by

$$R = \sum_{n=-12}^{12} |j+1\rangle \langle j| \quad (6.3)$$

The e^{ikx} operator is just the lowering operator R^\dagger . For simplicity, we take the initial density matrix to be the zero momentum state $|j\rangle$, given by a 25×25 matrix of zeros with a 1 in the very centre.

These are all the approximations required to allow the simulation of the adiabatic approximations. The full master equation and the secular and dressed-state approximations require the internal state information as well. This is achieved by constructing the tensor product of the 25×25 momentum Hilbert with a 2×2 internal state Hilbert space. This is easily done using the quantum optics toolbox.

The only problem remaining is to adopt a method of simulation. There are a number of different simulation methods available as part of the quantum optics toolbox. The method we use however is not a built-in function of MATLAB but is a simple algorithm based on a Euler-step method. The idea is that each master equation can be written as

$$\dot{\rho} = i[H; \rho] + fA; g\rho + M \rho \quad (6.4)$$

where M represents all superoperator terms with operators acting on both sides of ρ . Thus an iterative solution can be written down as

$$\rho(t + \Delta t) = N^{-1}(t) N^\dagger(t) \rho(t) + M \rho(t) \quad (6.5)$$

where N is the matrix exponential given by

$$N = e^{-iH \Delta t + A \Delta t} \quad (6.6)$$

The timestep, Δt is chosen such that moving to a smaller timestep does not significantly change the result of the full master equation solution. The time used here is defined in terms of scaled units ($\sim k$ and m all equal to one). To give some sort of meaning to this timescale, we note that in these scaled units, we are using $\hbar = 7.9$, $m = 9.54 \times 10^2$, and $k = 9.1 \times 10^3$. These units were chosen to preserve the regime chosen by Hensinger et al [3], but they are all 2 orders of magnitude less to simplify the simulations somewhat. Thus the timestep used here is 10^{-4} scaled time units which agrees with our prediction that the timestep needed would be approximately 10^{-4} . This timestep is used for all of the simulations performed using the iterative method to ensure accuracy is as good as it can be.

This simulation method however is tediously slow. On the other hand, there is a built in function called `odesolve` which cannot give accurate solutions for the full master equation but does give solutions for the approximate master equations as accurately as the iterative method. This solver is more likely to be used in any actual simulations as it is much more efficient. This simulation will be the basis for the measurement of the resources required to perform the simulations.

The actual scaled time unit is given meaning by examining the spontaneous emission rate. For each of the approximations, the fluorescence rate is (to leading order) $\Gamma^2 = 4 \times 10^{-2}$. This means that after a time period of $4 \times 10^2 = 400$, we would expect there to have been 1 spontaneous emission. This time is approximately 46 scaled time units. There is, however, a lot of evolution occurring in that time period. To compare the approximations, we look in detail at a period from 0 to 20 time units, and also look at the long time results at 200 time units.

VII. RESULTS OF THE SIMULATIONS

In comparing the results of the simulations, we first compare the accuracy of the approximations, and then the resources required to perform the calculations.

A. Accuracy

To compare the accuracy of the simulations, we look at the momentum distribution of the atom as it evolves through time. The interesting components of this evolution are the probability to have 0 momentum and the probability to have 1 atomic unit of momentum as the atom evolves through time. The other probabilities evolve similarly to one of these two.

Firstly, we will look at the probability to have zero momentum over a relatively short timescale. The approximations are so close to the full master equation that, at full size, they are almost impossible to distinguish from the full master equation. The upper half of Fig. 1 shows an overall picture of how the probability to have zero momentum evolves through time.

The lower half of Fig. 1 zooms in on a section of the full size figure to illustrate the differences between the approximations. As we can see, the secular and standard adiabatic approximation evolutions both significantly lead that of the full master equation in time. The dressed-state and sophisticated adiabatic approximations are both very close to the full master equation solution.

This trend continues as we investigate the probability to have 1 atomic unit of momentum in Fig. 2. The inaccuracy of the secular approximation is even more evident in the upper half of Fig. 2. Both adiabatic approximations and the dressed-state approximation are very close to the full master equation evolution but the secular approximation differs greatly from the full master equation

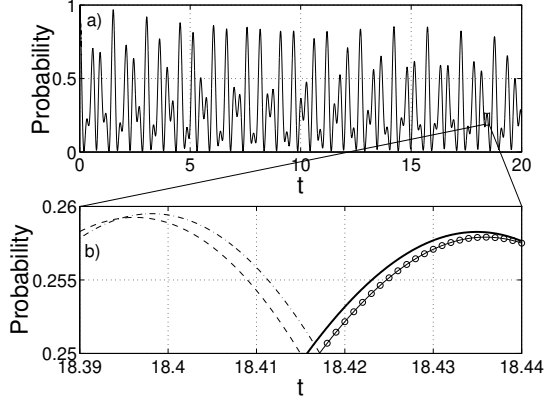


FIG. 1: The probability to have zero momentum versus scaled time. a) Overall picture of the probability to have zero momentum. b) The heavy solid line is the full master equation, the thin solid line and the circles represent the dressed-state approximation and the sophisticated adiabatic approximation respectively. The dashed line represents the standard adiabatic approximation while the dot-dash line represents the secular approximation.

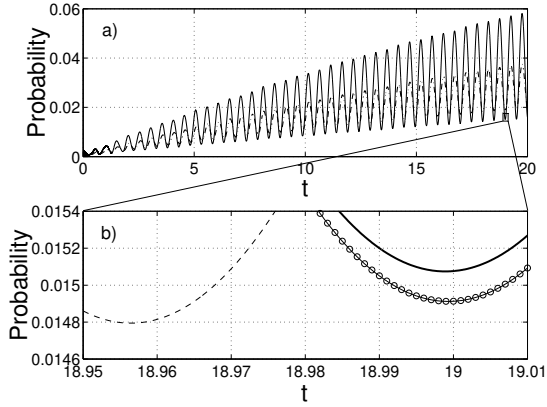


FIG. 2: The probability to have 1 atomic unit of momentum versus scaled time. a) The solid line represents the full master equation solution while the dash-dot line shows the evolution according to the secular approximation. b) The heavy solid line is the full master equation, the thin solid line and the circles represent the dressed-state approximation and the sophisticated adiabatic approximation respectively. The dashed line represents the standard adiabatic approximation. The secular approximation does not appear in this zoomed version.

solution.

The lower half of Fig. 2 provides a means of comparing the remaining approximations to the full master equation evolution in detail. As we can see, the dressed-state and the more sophisticated adiabatic approximations are again very close to the full master equation, while the standard adiabatic approximation evolution leads that of the full master equation.

The last visual comparison to make is to see how the evolution described by the approximations matches that

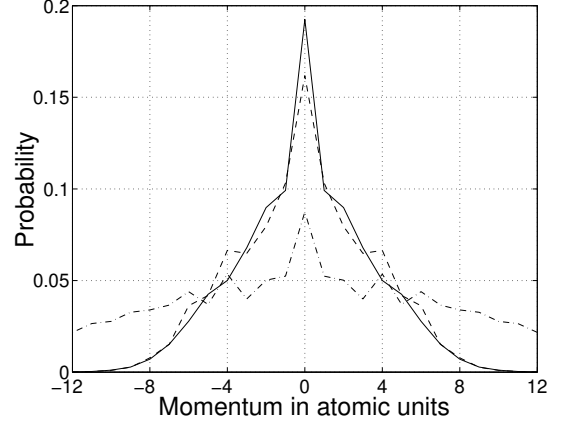


FIG. 3: Long time probability density. The solid line represents the full master equation and the dressed-state and more sophisticated adiabatic approximations. The dashed line represents the standard adiabatic approximation while the dash-dot line is the evolution described by the secular approximation. It is worth noting here that due to our approximations, the probability density is only defined for integer values of momentum. We have "connected the dots" to aid the eye.

of the full master equation after a very long time period. The time period that has elapsed in Fig. 3 is 200 time units, after which, we would have expected there to be approximately 4 spontaneous emissions. At this point in time, we compare the probability densities described by the four approximations and the full master equation. It is evident from Fig. 3 that the standard adiabatic and the secular approximations are quite poor methods for simulating the full master equation evolution over a long time period. What is even more striking though is that the secular approximation evolution obviously has not adhered to one of the conditions we required for our simulation. We required that the probability to have 12 atomic units of momentum be less than 10^{-5} throughout the evolution. This was to ensure that the basis size chosen would be large enough. For the other 4 simulations, this condition is satisfied.

To examine how close the sophisticated adiabatic and the dressed-state approximations are to the full master equation, Fig. 4 focuses on a smaller section to provide a comparison. It is evident from Fig. 4 that although the dressed-state and sophisticated adiabatic approximations are very close, the dressed-state approximation is marginally closer to the full master equation. This trend is followed at all points on the probability density curve.

B. Resources

The main resource required to perform the simulations is time. Although each approximation has different memory and processing power requirements, these needs are reasonably accurately reflected in the time each simulation takes to run. The times quoted in table I are the

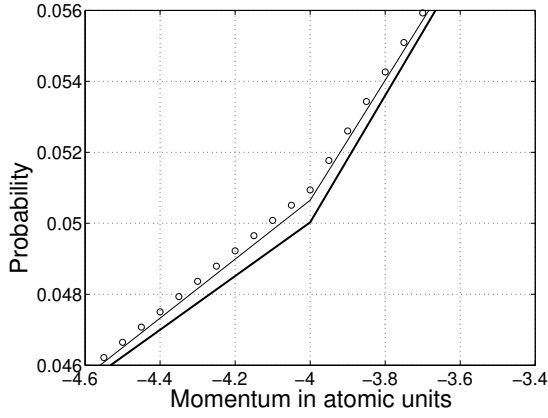


FIG. 4: Long time probability density. The heavy solid line represents the full master equation evolution while the circles and the thin solid line represent the sophisticated adiabatic and dressed-state approximations respectively.

times required to calculate the set of results from 0 to 20 time units. In this case, we are using a different simulation method, the `odesolve` package in the Quantum Optics Toolbox [16]. This simulation technique is much faster than the iterative method but cannot give accurate results for the full master equation evolution. One possible reason for this might be that the full master equation requires that a very small time step be used when solving. Unfortunately `odesolve` does not allow for the time step to be specified and as such chooses a time step which is too large and gives inaccurate results. This inaccuracy is only small, of the order of the inaccuracy of the standard adiabatic approximation when using the iterative simulation technique. Thus we would assume that if `odesolve` had chosen a smaller time step it would have obtained a more accurate result. Thus the time quoted for the full master equation simulation could be seen as a lower bound on the actual time it should take to solve the full master equation. The approximations are simulated accurately using `odesolve` and since anyone trying to simulate an experimental system would only be using an approximation, the much faster `odesolve` simulation method provides a better platform for comparison.

TABLE I: Table comparing the relative times each of the simulations requires to run.

Simulation	Time
Full Master equation	7500 ^a
Standard Adiabatic Approximation	7
More Sophisticated Adiabatic Approximation	7
Secular Approximation	30
Dressed State Approximation	31

^aA explained in the text, this figure should be regarded as a lower bound only.

As we can see from the results in table I, the adiabatic approximations are both clearly the fastest. The

secular and dressed-state approximations are just over 4 times larger than the adiabatic approximations. This is not entirely unexpected. We would have expected at least a doubling in time by using the methods that included state information. The dressed-state and secular approximations are supposed to force the coherences to zero. Unfortunately, using a computer to simulate this allows zero to be anywhere up to 10^{-5} . This, although small, still has to be processed explaining the four-fold increase in time. The reason it is just over 4 times the time required for the adiabatic approximations is that after the evolution has been calculated, there is still a partial trace to be performed to obtain a solution of the same form as the adiabatic approximations. We could have limited this time by simulating two coupled equations instead of a full master equation and then would probably have only doubled the time taken.

VIII. DISCUSSION

We begin with the approximation which appears to be the poorest, the secular approximation. As one can see from Figs. 2 and 3, the secular approximation is far worse than the other approximations. This result is surprising because the secular approximation master equation is quite similar to that of the dressed-state approximation. If we consider the dressed-state approximation master equation, Eq. (5.17), we notice that the Hamiltonian terms are, to leading order, the same as the standard secular approximation master equation Eq. (4.3). The leading order Lindbladian terms are also identical. The higher order Lindbladian terms however, are quite different.

The dressed-state master equation includes Lindbladian terms which give rise to a momentum kick to the atom (from the B superoperator) without a change in the internal state of the atom. The higher order secular approximation master equation Lindbladian term provides the opposite. Here there is an internal state change without a momentum kick to the atom. These are however the higher order Lindbladian terms and as such we would not have expected them to cause such a dramatic difference. Thus it is quite unexpected that the secular approximation solution should differ so greatly from the dressed-state approximation solution as they are fairly similar. We have investigated this by slightly altering the higher order Lindbladian terms in the dressed-state approximation Eq. (5.17) by removing the B superoperator. We find that this induces similar levels of disagreement with the full solution. It is obvious that the higher order terms contribute significantly to the evolution of the master equations.

The next approximation method to consider is the adiabatic approximation. This approximation is a reasonably good method to simulate the motion of an atom interacting with a light field for both the standard and more sophisticated approaches. They both take similar times to perform which are vast improvements over the

full master equation. The only difference between them is one extra Hamiltonian term. It turns out though, that this Hamiltonian term is quite important in accurately describing the motion of the atom. While the standard approach evolves too quickly and leads that of the full master equation evolution, the more sophisticated approach with the extra Hamiltonian term does not suffer this problem. The evolution described by this more sophisticated approach is very close to the full master equation.

The dressed-state approximation is also an extremely good approximation, and it is difficult to tell which approximation is more accurate, the sophisticated adiabatic or the dressed-state. Looking at the long term picture described in Fig. 4, it is possible to see that the dressed-state approximation perhaps offers a marginal improvement over the sophisticated adiabatic technique. This slight improvement however comes at a cost. The time taken to run the dressed-state simulation is over four times as long as the time for the sophisticated adiabatic approximation. This time is however, still much better than the time to simulate the full master equation.

One other point to note in this discussion is one of the conditions on which the adiabatic elimination techniques are based. This is that $\hbar p_x^2 \ll m \hbar \omega$. When this condition is further investigated, it can be seen that the actual requirement is

$$\hbar \frac{p_x^2}{2m} \ll \hbar \omega \quad (8.1)$$

For the parameter regime of this investigation, this condition does not hold. In fact, these two quantities are of the same order throughout our analysis. It would seem that this should affect the accuracy of the adiabatic simulations but the solutions are both quite close to the full master equation with the more sophisticated version still extremely good even at long times. This particular regime does not arise when working with actual experimental parameters [3] but rather is a consequence of lowering all parameters by 2 orders of magnitude to make the simulations simpler.

Using experimental parameters it can be difficult to simulate evolution using a master equation. Another option available is to use quantum trajectories to simulate the evolution such that the size of the basis is not a problem [17, 18, 19]. Hensinger et al [3] actually use quantum trajectory simulations based on the secular approximation master equation. It is however, possible to convert any master equation of the Lindblad form to a quantum trajectory simulation [20]. All of the approximate master equations we have developed here have been written in the Lindblad form and as such all of these could have been simulated using quantum trajectories.

IX. CONCLUSION

There are a number of ways a theoretical model can be developed to predict the motion of an atom as it interacts with a light field. This paper has investigated the possibility of using four different approximations and the possibility of using the full dynamics to simulate an experimental system. We have given a detailed explanation of the mathematical principles to perform any of these approximations on a fairly general system.

In a regime of particular experimental interest, we have found that a sophisticated adiabatic approach or a dressed-state approach prove the best in terms of accuracy. They are better than the standard adiabatic approximation and leagues ahead of the secular approximation. In terms of resource usage, the sophisticated adiabatic approximation is more efficient than the dressed-state approximation. This suggests that the sophisticated adiabatic approximation which we have derived here should be the approximation of choice.

Acknowledgments

We gratefully acknowledge discussions with W. Hensinger which prompted us to pursue the investigation. This work was supported by the Australian Research Council.

-
- [1] D. A. Steck, W. H. Oskay and M. G. Raizen, *Science* 293, 274 (2001).
 - [2] D. L. Haycock, P. M. Alsing, I. H. Deutsch, J. G. Rondalski and P. S. Jessen, *Phys Rev Lett.* 85 3365 (2000).
 - [3] W. K. Hensinger, A. G. Truscott, B. Upcroft, M. Hug, H. M. Wiseman, N. R. Heckenberg and H. Rubinsztein-Dunlop, *Phys Rev A* . 64, 033407 (2001).
 - [4] W. K. Hensinger, H. Haner, A. Browaeys, N. R. Heckenberg, K. Helmen, C. McKenzie, G. J. Milburn, W. D. Phillips, S. L. Rolston, H. Rubinsztein-Dunlop and B. Upcroft, *Nature*, 412, 52 (2001).
 - [5] T. Pellizzari, S. A. Gardiner, J. I. Cirac and P. Zoller, *Phys Rev Lett.* 75, 3788 (1995)
 - [6] J. I. Cirac, P. Zoller, H. J. Kimble and H. Mabuchi, *Phys Rev Lett.* 78, 3221 (1997)
 - [7] G. Lindblad, *Commun. Math. Phys.* 48, 199 (1976).
 - [8] A. S. Parkins, R. M. Miller, J. Mod. Opt. 43, 2553, (1996)
 - [9] R. Graham, M. Schlautmann and P. Zoller, *Phys. Rev. A* 45, R19 (1992).
 - [10] S. Dyrting and G. J. Milburn, *Phys Rev A* . 49, 4180 (1994).
 - [11] R. Deutschmann, W. Erntner, and H. Wallis, *Phys. Rev. A* 47, 2169 (1993).
 - [12] J. Dalibard and C. Cohen-Tannoudji, *J. Opt. Soc. Am. B*, 2, 1707 (1985).
 - [13] P. Meystre and M. Sargent III, *Elements of Quantum Optics: Third Edition* (Springer Verlag, Germany, 1999).
 - [14] S. M. Barnett and P. M. Radmore, *Methods in Theoretical*

- Quantum Optics (Oxford University Press, United States of America, 1997).
- [15] S.M. Tan, J. Opt. B, 1, 424 (1999).
- [16] S.M. Tan, Quantum Optics Toolbox and accompanying User Guide, <http://www.phy.auckland.ac.nz/Staff/smt/qotoolbox/download.html>.
- [17] K.M. Mørch, Y. Castin, and J. Dalibard, J. Opt. Soc. Am. B 10, 524 (1993).
- [18] R. Dum, P. Zoller and H. Ritsch, Phys. Rev. A 45, 4879 (1992).
- [19] H.J. Carmichael, An Open Systems Approach to Quantum Optics (Springer-Verlag, Berlin, 1993).
- [20] H.M. Wiseman, Quantum Semiclass. Opt 8, 205 (1996).