

Experimentally obtaining the Likeness of Two Unknown Quantum States on an NMR Quantum Information Processor

Fei Xue,¹ Jiangfeng Du,¹ Jihui Wu,² Xianyi Zhou,¹ and Rongdian Han¹

¹Department of Modern Physics, University of Science and Technology of China, Hefei, People's Republic of China, 230027

²Laboratory of Structure Biology, University of Science and Technology of China, Hefei, People's Republic of China, 230027

(dated: Jun 24, 2002)

Recently quantum states discrimination has been frequently studied. In this paper we study quantum states from the other way round, the likeness of two quantum states. We use the fidelity which originated from a quantitative measure of the accuracy of transmission in communication theory to describe the likeness of two quantum states. Then we presented a scheme to obtain the fidelity of two unknown quantum states on an NMR Quantum Information Processor. Finally we experimentally demonstrated the scheme on our three-qubit quantum information processor. The experimental data are consistent with the theory expected data with an average error of 6.4%, which confirmed our scheme.

PACS numbers: 03.67.Lx, 82.56.-b

Quantum Information Processing (QIP) [1] has been the subject of much recent interest, not only because it has great advantages in efficient algorithms and secure communications, but also because quantum information differs from classical information in several fundamental ways. One important difference is that qubits can hold superposition states while classical bits can only hold either 0 or 1 at the same time. So unlike two classical bits whose relationship is either the same or inverse, the relationship of two qubits is more complex. The complication comes from the superposition principle of quantum mechanics. Recently quantum state discrimination has been studied frequently [2, 3, 4, 5, 6]. In this paper we study quantum states from the other way round, i.e., considering the likeness of two quantum states. We focus on such questions that whether two unknown quantum states are the same or not, moreover, the extent to which two states are alike, which is useful in quantum encryption and quantum states comparison.

Since Gershenfeld and Chuang realized quantum computation with NMR technique in 1997 [7] a lot of jobs were done with Nuclear Magnetic Resonance Quantum Information Processor (NMR QIP). NMR QIP has successfully demonstrated some efficient algorithms, such as Deutsch-Jozsa algorithm [8], searching algorithm [9], Bernstein-Vazirani parity problem [10], quantum Fourier transform [11], ordering algorithm [12] and Shor's quantum factoring algorithm [13]; and some fundamental ideas in quantum information, such as Dense Coding [14], error correction [15], quantum games [16], creation of Greenberger-Horne-Zeilinger states [17] and approximate quantum cloning [18]. In this paper we will enlarge the list by adding the experimental implementation of such scheme that the likeness of two unknown quantum states

can be obtained using NMR QIP.

In the paper, first we gave a brief review of the concept of the fidelity, then we presented a scheme to obtain the quantitative likeness (the fidelity) of two unknown quantum states on an NMR QIP. The fidelity comes from the intensity of the spectra of the assistant qubit (spin), rather than from the tomography of the spin system, which makes the scheme easier to realize by using NMR QIP. Finally we experimentally demonstrated the scheme on our three-qubit quantum information processor by obtaining the fidelity of two unknown qubits.

Before explaining the scheme, let us first give a review of the problem to be considered. The question is: given two unknown quantum states ρ_1 and ρ_2 , what is the relationship of them or how similar they are. In order to quantitatively describe the likeness we need some functions.

Naturally we want that the function has the following characters:

- $0 \leq F(\rho_1; \rho_2) \leq 1$ and $F(\rho_1; \rho_2) = 1$, if and only if $\rho_1 = \rho_2$.
- $F(\rho_1; \rho_2) = F(\rho_2; \rho_1)$.
- $F(\rho_1; \rho_2)$ is invariant under any unitary transformations of both states.

The fidelity appearing in the communication theory is a good candidate for us. The origin of the fidelity is a quantitative measure of the accuracy of transmission. It has some desired properties and thus is a sensible choice as the quantitative measure of the likeness of two unknown quantum states. The fidelity of two quantum states is defined as [19]

$$F(\rho_1; \rho_2) = \text{tr}(\sqrt{\rho_1^{1/2} \rho_2 \rho_1^{1/2}})^2 \quad (1)$$

Now we have the function of the quantitative measure of the likeness of two quantum states, then the question turns to be obtaining the fidelity $F(\rho_1; \rho_2)$ of them.

In Quantum Fingerprinting [20], Harry Buhrman have presented a quantum circuit (FIG.1). It was used to test $\rho_1 = \rho_2$ or $\text{tr}(\rho_1 \rho_2) = 0$ in that paper. We found that

Electronic address: Feixue@mailustc.edu.cn

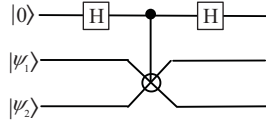


FIG. 1: Quantum circuit to obtain the density of two unknown quantum states ρ_1 and ρ_2 .

this quantum circuit can be further used to obtain density $F(\rho_1; \rho_2)$ of the two unknown quantum states.

$$(H \otimes I)(G_{\text{Fredkin}})(H \otimes I)\rho_{12} \quad (2)$$

where H is the Hadamard gate, which maps $\rho_{12} \rightarrow \frac{1}{2}(\rho_{12} + (1 \otimes \rho_{12})^T)$. G_{Fredkin} is the Fredkin gate which is also called controlled-swap gate, the first qubit is the controlling qubit, the controlled qubits can be generalized to quantum states. Tracing through the execution of the circuit, the final state is

$$\frac{1}{2}(\rho_{12} + \rho_{21}) + \frac{1}{2}(\rho_{12} - \rho_{21}) \quad (3)$$

After tracing out the other two qubits, the density matrix of the first qubit of this final state is reduced to the form,

$$\begin{pmatrix} \frac{1}{2}(1 + \text{tr}(\rho_{12})) & 0 \\ 0 & \frac{1}{2}(1 - \text{tr}(\rho_{12})) \end{pmatrix} \quad (4)$$

When this state is projected to ρ_{12} and ρ_{21} , the difference of the two probability is $\text{tr}(\rho_{12})$, which is just the density $F(\rho_1; \rho_2)$. Then the question is to obtain the difference of two outcome probability.

The outcome probability can not be obtained from few experiments for a general quantum computer. But for NMR QIP, which is a Bulk Quantum computer[7], the situation is very different. In NMR QIP pseudo-pure states which are deviation density matrices of the spin system were proposed as the initial states, instead of genuine pure states[7]. The system of the spins in NMR may be conveniently described by using the product operator notation[21]. The first qubit can surely be expressed in the notation of the deviation density matrix and the notation of product operator,

$$\rho_1 = \begin{pmatrix} 00 & 01 \\ 10 & 11 \end{pmatrix} \quad (5)$$

$$= (00 \ 11)I_z + (01 \ 10)I_x + (01 \ 10)iI_y + (00 \ 11)I \quad (6)$$

where $I_a = \frac{1}{2} \sigma_a$, $a = x, y, z$ and I is the identity matrix. So if we can observe the coefficient of I_z , then we obtain the density. This can be done by first applying a gradient pulse to remove the signal of I_x and I_y if there are any, then applying a 90_y pulse on the first qubit. After performing the operations the state of the first qubit becomes

$$(00 \ 11)I_x + (00 \ 11)I \quad (7)$$

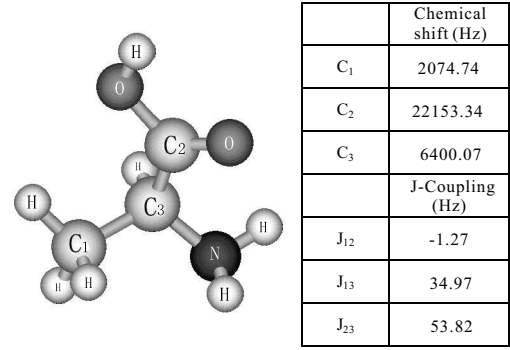


FIG. 2: The structure of alanine and the table of the chemical shifts and J-coupling constants, the chemical shifts are given with respect to reference frequency 125.76 MHz (carbons) on Bruker Avance DMX 500 spectrometer. The three weakly coupled spin- $\frac{1}{2}$ carbon-13 nuclei serve as three qubits, which are labeled by $C_1; C_2; C_3$.

The identity matrix in NMR is not observable, so the signal from the first spin, the integral area of peaks, now corresponds to $\rho_{00} - \rho_{11}$, which is proportional to the density.

On our three-qubit alanine (in D_2O) NMR QIP (FIG. 2), we have experimentally demonstrated the scheme. Spin- C_1 serves as qubit-1 (the assistant spin), Spin- C_2 serves as qubit-2, which holds ρ_1 , and Spin- C_3 serves as qubit-3, which holds ρ_2 . We let $\rho_1 = \rho_{12}$, $\rho_2 = \cos^2 \theta \rho_{12} - \sin^2 \theta \rho_{21}$. We have studied 144 different data around the Bloch Sphere of Spin- C_3 , on which θ varies from 0 to 180 degree, with a step of 5 degree, and for each θ , ϕ varies as 0, 90, 180, 270. Because ρ_1 and ρ_2 are symmetry in the algorithm and the circuit, and by changing the reference frame (base vector) we can always make one state to ρ_{12} , so the experiment covers the general situation of the relation of ρ_1 and ρ_2 in principle. All experiments are done on Bruker Avance DMX 500 spectrometer at temperature 300K.

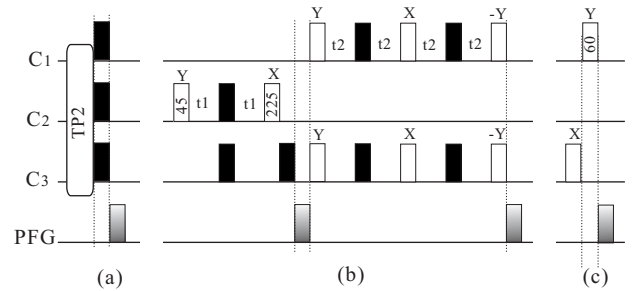


FIG. 3: NMR pulse sequences to implement the pseudo-pure state ρ_{00} for preparing (a) ρ_1 , (b) ρ_2 and (c) ρ_3 in EQ.9. White and black boxes correspond to 90 and 180 pulses respectively, other boxes with number inside implement corresponding angle rotations respectively. Phases of all 180 pulses are X. TP2 is a transition pulse, parameters are shown in Table I. $t_1 = 1/(4J_{23})$; $t_2 = 1/(4J_{13})$.

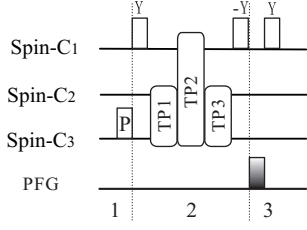


FIG. 4: The pulse sequence for the scheme.

In the experiment we implement the pseudo-pure state by temporal averaging. For a homonuclear three-spin system, at least three separate experiments are required to achieve the pseudo-pure state [22]. We use three separate experiments to obtain the pseudo-pure state from the thermal equilibrium state, see Ref. [23] for more detail. The three preparation pulse sequences are shown in Fig. 3. The thermal equilibrium state of the homonuclear three-spin system is

$$\rho_{eq} = I_z^1 + I_z^2 + I_z^3 \quad (8)$$

The corresponding prepared states by the three pulse sequences are

$$\begin{aligned} \rho_1 = & I_z^1 I_z^2 I_z^3 + I_z^1 I_z^2 I_z^3 + I_z^1 I_z^2 I_z^3 + I_z^1 I_z^2 I_z^3 \\ & + I_z^1 I_z^2 I_z^3 + 2I_z^1 I_z^2 I_z^3 \end{aligned} \quad (9a)$$

$$\rho_2 = I_z^1 + \frac{1}{2} I_z^2 + I_z^3 + I_z^1 I_z^2 \quad (9b)$$

$$\rho_3 = \frac{1}{2} I_z^1 + I_z^2 \quad (9c)$$

The sum of them is

$$\begin{aligned} \text{sum} &= \frac{1}{2} (I_z^1 + I_z^2 + I_z^3 + 2I_z^1 I_z^2 + 2I_z^1 I_z^3 \\ &+ 2I_z^2 I_z^3 + 4I_z^1 I_z^2 I_z^3) \\ &= \frac{1}{2} \text{diag}\left\{\frac{7}{8}; \frac{1}{8}; \frac{1}{8}; \frac{1}{8}; \frac{1}{8}; \frac{1}{8}; \frac{1}{8}; \frac{1}{8}\right\} \\ &= \frac{1}{2} (I_z^1 I_z^2 I_z^3 + \frac{1}{8} I_z^1 I_z^2 I_z^3) \end{aligned}$$

The coefficient $1/2$ only affects the intensity of signal in NMR. So it gives the pseudo-pure state $|000\rangle$.

The pulse sequence of our scheme is shown in Fig. 4. It is applied after the preparation pulses. It includes

TABLE I: Parameters of TP1, TP2, TP3.

| Transition Pulses | ω_1 (Hz) | shift (Hz) | Phase (degree) |
|-------------------|-----------------|------------|----------------|
| TP1 | 22153.34 | -26.91 | 0 |
| TP2 | 6400.07 | -44.90 | 90 |
| TP3 | 22153.34 | -26.91 | 180 |

(The pulses are all in square shape and have the length of 66.56 ms. The values of ω_1 are offset frequencies, the value of real frequencies should plus the base frequency 125.7577390 MHz.)

three part: 1. prepare $\rho_2 = \cos^2 \frac{\theta}{2} |0\rangle\langle 0| + \sin^2 \frac{\theta}{2} |1\rangle\langle 1|$, this can be implemented by a selective pulse on Spin-C3. 2. The sequence for network in Fig. 1. The two Hadamard gates were implemented by $R_y^1(90)$ and $R_y^1(90)$, the Fredkin gate is implemented with three transition pulses TP1, TP2, TP3 [24, 25]. TP1 ($i = 1; 3$) is a transition pulse to implement the CNOT gate (qubit-3 as controlling qubit and qubit-2 as controlled qubit). The phases of TP1 and TP3 are set to be inverse with each other. It would help to greatly conceal undesired effects of the chemical shifts evolution during the length of TP2 and the time needed to switch the on-resonance frequencies (ω_1). TP2 is a transition pulse to implement the Toffoli gate (qubit-1, 2 as controlling qubit, qubit-3 as controlled qubit). The parameters of these transition pulses are shown in TABLE I. 3. reading pulses. Processing of tracing out Spin-C2 and Spin-C3 was done by software rather than selective homonuclear decoupling in the experiment, this most simply achieved by integrating the entire multiplet of the Spin-C1.

The experimental data each of which is the sum of three experiments, after the normalization, are shown in FIG. 5. Though the biggest error in the experimental data reaches about 14%. The experimental data are consistent with the theoretical calculation data with a average error 6.4%. It is sufficient to demonstrate the efficiency of our scheme. There are two main resources of the errors. One is the imperfections of the pulses in the experiments, which bring about some errors in the implementation of the circuit and can be reduced by refining the pulse sequence. The other is the effect of the relaxation times. The length of our pulse sequences reaches 280 ms, while T_2 is about 0.893 s in our experiment. So the effect of the relaxation is not neglectable and will distort the final spectra. Moreover, longitudinal spins and transverse spins have different behaviors and different relaxation times, hence these errors are harder to be reduced.

To summarize, we introduced the fidelity as a quantitative measure of the likeness of two unknown quantum

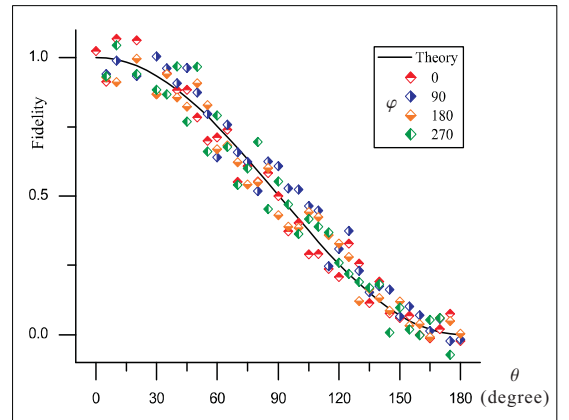


FIG. 5: Experiment results. The solid line corresponds to the theory result, $\cos^2 \frac{\theta}{2}$. The diamond symbols correspond to experimental results.

states. Then we presented a scheme to obtain the fidelity on an NMR Quantum Information Processor, and showed that the fidelity can be set proportional to the signal from the assistant qubit (spin). Finally we experimentally demonstrated our scheme on a three-qubit NMR QIP which is implemented by the solution of alanine. After we have completed the experiments we noticed Ekert's work [26]. Our work in this paper can also be viewed as one example of the applications of the network (FIG. 1) which was studied in Ref. [26]. So our work have given

a experimentally demonstration of the ideas in that paper. Besides on NMR Quantum Information Processor, any quantum computer based on bulk spins can use our scheme to obtain the fidelity of two unknown quantum states.

Xue Fei thanks Prof. Zhang Yongde for helpful discussion and Dr. Shi Mingjun for careful reading of the paper. This work was supported by the National Nature Science Foundation of China (Grants No. 10075041 and No. 10075044).

-
- [1] C.H. Bennett and D.P. DiVincenzo, *Nature* 404, 247 (2000).
 - [2] Lee S. Phillips, Stephen M. Barnett and David T. Pegg, *Phys. Rev. A* 58 3259 (1998)
 - [3] Shengyu Zhang, Yuan Feng, Xiaoming Sun, and Mingsheng Ying, *Phys. Rev. A* 64, 062103 (2001)
 - [4] Stephen M. Barnett, *Phys. Rev. A* 64, 030303 (2001)
 - [5] Anthony Chees, *Phys. Rev. A* 64, 062305 (2001)
 - [6] Jonathan Walgate, Anthony J. Short, Lucien Hardy, and Vlatko Vedral, *Phys. Rev. Lett.* 85, 4972 (2000)
 - [7] Neil A. Gershenfeld and Isaac L. Chuang, *Science* 275, 350 (1997)
 - [8] Jaehyun Kim, Jae-Seung Lee, and Soonchil Lee, *Phys. Rev. A* 62, 022312 (2000)
 - [9] Isaac L. Chuang, Neil Gershenfeld, and Mark Kubinec, *Phys. Rev. Lett.* 80, 3408 (1998) Lieven M. K. Vandersypen, Matthias Steen, Mark H. Sherwood, Costantino S. Yannoni, Gregory Breya, and Isaac L. Chuang, *Appl. Phys. Lett.* 76, 647 (2000)
 - [10] Jiangfeng Du, Mingjun Shi, Xianyi Zhou, Yangmei Fan, Bangjiao Ye, Rongdian Han, and Jihui Wu, *Phys. Rev. A* 64, 042306 (2001)
 - [11] Y.S. Weinstein, M.A. Pravia, E.M. Fortunato, S. Lloyd, and D.G. Cory, *Phys. Rev. Lett.* 86, 1889 (2001)
 - [12] Lieven M. K. Vandersypen, Matthias Steen, Gregory Breya, Costantino S. Yannoni, Richard Cleve, and Isaac L. Chuang, *Phys. Rev. Lett.* 85, 5452 (2000)
 - [13] Lieven M. K. Vandersypen, Matthias Steen, Gregory Breya, Costantino S. Yannoni, Mark H. Sherwood, and I. L. Chuang, *Nature*, 414, 863, (2001)
 - [14] Xin Fang, Xiwu Zhu, Mang Feng, Xifan Mao, and Fei Du, *Phys. Rev. A*, 61 022307 (2000)
 - [15] E. Knill, R. Laamme, R. Martinez, and C. Negrevergne, Implementation of the Qubit Error Correction Benchmark, *arXiv:quant-ph/0101034*.
 - [16] Jiangfeng Du, Hui Li, Xiaodong Xu, Mingjun Shi, Jihui Wu, Xianyi Zhou, and Rongdian Han, *Phys. Rev. Lett.* 88, 137902 (2002)
 - [17] R. Laamme, E. Knill, W. H. Zurek, P. Catasti and S. V. S. Mariappan, *Phil. Trans. R. Soc. Lond. A* 356, 1941 (1998)
 - [18] Holly K. Cummins, Claire Jones, Alistair Furze, Nicholas F. Soer, Michele Mosca, Josephine M. Peach, and Jonathan A. Jones, *Phys. Rev. Lett.* 88, 187901 (2002)
 - [19] Richard Jozsa, *J. Modern Optics* 54, 2315 (1994)
 - [20] Harry Buhrman, Richard Cleve, John Watrous, and Ronald de Wolf, *Phys. Rev. Lett.* 87 167902 (2001)
 - [21] O. W. Sorenson, G. W. Eich, M. H. Levitt, G. Bodenhausen, and R. R. Ernst, *Prog. Nucl. Magn. Reson. Spectrosc* 16, 163 (1983)
 - [22] L. M. K. Vandersypen, M. Steen, G. Breya, etc. *Phys. Rev. Lett.* 85, 5452 (2000)
 - [23] Fei Xue, Jiangfeng Du, Yangmei Fan, Mingjun Shi, Xianyi Zhou, Rongdian Han, Jihui Wu, *Acta Physica Sinica* 51 763 (2002)
 - [24] Du Jiangfeng, Shi Mingjun, Wu Jihui, et al. *Phys. Rev. A* Vol. 63 042302 (2001).
 - [25] Fei Xue, Shi Mingjun, Jiangfeng Du, Xianyi Zhou, Rongdian Han, Jihui Wu, *Chin. Phys. Lett.* 19 1048 (2002) see also *arXiv:quant-ph/0202014*.
 - [26] Artur K. Ekert, Carolina Moura Alves, Daniel K. L. Oi, Michal Horodecki, and L. C. Kwek, *Phys. Rev. Lett.* 88 217901 (2002).