

Practical quantum repeaters with linear optics and double-photon guns

Pieter Kok*, Colin P. Williams, and Jonathan P. Dowling

Quantum Computing Technologies Group, Section 367

Jet Propulsion Laboratory, California Institute of Technology

Mail Stop 126-347, 4800 Oak Grove Drive, Pasadena, California 91109

We show how to create practical, efficient, quantum repeaters, employing double-photon guns, for long-distance optical quantum communication. The guns create polarization-entangled photon pairs on demand. One such source might be a semiconductor quantum dot, which has the distinct advantage over parametric down-conversion that the probability of creating a photon pair is close to one, while the probability of creating multiple pairs vanishes. The swapping and purifying components are implemented by polarizing beam splitters and probabilistic optical CNOT gates.

PACS numbers: 42.79.Ta, 03.67.Hk, 42.79.Gn

One year ago Knill, Laflamme, and Milburn demonstrated that efficient quantum computing is possible, in principle, with *only* linear optics and projective measurements [1]. In particular, when arbitrarily many auxiliary modes are available, one does not need the very weak nonlinearities assumed to be essential for these purposes. Subsequently, it was shown that the same resources (linear optics and projective measurements) can be used to create highly nonclassical number states [2,3]. These states are important for applications such as quantum lithography and quantum interferometry [4,5]. In addition, we showed that projective measurements enable interferometric quantum non-demolition measurements, again with only linear optics [6]. In this Letter, we continue this research program and show how one can make a practical quantum repeater with this technique.

Quantum repeaters are essential for single-photon optical quantum communication over distances longer than the attenuation length of the channels used [7,8]. Repeaters employ a combination of entanglement swapping [9] and entanglement purification or distillation [10]; i.e., multiple pairs of degraded entangled states are condensed into (fewer) maximally entangled states, after which swapping is used to extend the (now maximal) entanglement over greater distances. Both entanglement distillation and swapping have been demonstrated experimentally [11,12]. In this Letter, we present a practical protocol for optical quantum repeaters based on linear optics and a double-photon gun.

Until now, the source for polarization-entangled photon pairs has mostly consisted of parametric down-converters, where a strong pump laser is sent through a nonlinear crystal. The interaction between the laser and the crystal results in entangled photon pairs. However, the output of these devices are not clean, maximally entangled, two-photon states, but rather a coherent superposition of multiple pairs.

Suppose the effective interaction Hamiltonian of a parametric down-converter is given by $H = i\kappa\hat{L}_+ - i\kappa^*\hat{L}_-$, where $\hat{L}_+ = \hat{a}_H^\dagger\hat{b}_V^\dagger - \hat{a}_V^\dagger\hat{b}_H^\dagger = \hat{L}_-$ [13]. Here, \hat{a}^\dagger and \hat{b}^\dagger are the usual creation operators of the two

optical modes and H and V are orthogonal polarization directions. The operator, \hat{L}_+ (\hat{L}_-) is the creation (annihilation) operator for entangled photon pairs (in this case polarization singlets). The outgoing state of a spontaneous parametric down-converter is then given by $|\Psi_{\text{out}}\rangle = \exp(iHt/\hbar)|0\rangle = \sum_{n=0}^{\infty} \mathcal{N}_n(\epsilon L_+)^n|0\rangle$. This expression is obtained by normal ordering $\exp(iHt/\hbar)$, where $\epsilon \equiv \hat{\kappa} \tanh \kappa$ and \mathcal{N}_n^{-1} is the multiple-pair normalization $\sqrt{n!(n+1)!}$, which is analogous to the normalization factor $\sqrt{n!}$ of the ordinary creation operator \hat{a}^\dagger . To complete the analogy, the operators \hat{L}_\pm satisfy the commutation relations associated with the $su(1,1)$ algebra: $[\hat{L}_-, \hat{L}_+] = 2\hat{L}_0$ and $[\hat{L}_0, \hat{L}_\pm] = \pm\hat{L}_\pm$, where $2\hat{L}_0 \equiv \hat{a}_H^\dagger\hat{a}_H + \hat{a}_V^\dagger\hat{a}_V + \hat{b}_H^\dagger\hat{b}_H + \hat{b}_V^\dagger\hat{b}_V + 2$. The complex number ϵ is the probability amplitude of creating the maximally entangled state. Therefore, down-converters only produce single pairs when $|\epsilon| \ll 1$, and by far the major contribution to the state is the vacuum $|0\rangle$.

For large-scale applications, such as a quantum repeater, there is a more serious drawback to down-conversion. One typically needs many entangled photon pairs, which would require, say, N down-converters to fire in unison. This happens with probability $|\epsilon|^{2N}$. However, with approximately the same probability the first down-converter produces N photon pairs, while the others produce nothing. Worse still, *any* distribution of N photon pairs scales proportional to $|\epsilon|^{2N}$. As shown in Refs. [13] and [14], this may seriously affect the performance of most applications.

We would therefore like to have a source with the following properties: (1) whenever we push the button of our entanglement source, we produce, on demand, a polarization-entangled photon-pair; (2) the fidelity of the output of our entanglement source must be very close to one. A source with these properties we call a double-photon gun.

One entanglement source that very nearly meets our requirements has been proposed by Yamamoto and co-workers (see Fig. 1) [15]. A quantum dot separating p-type and n-type GaAs is sandwiched between two Bragg

mirrors. The entire structure is therefore an optical microcavity, and electron-hole recombination will result in the creation of an entangled photon pair. Critically, due to Pauli's exclusion principle, only one electron and one hole are recombined at a time, resulting in at most one photon pair. Furthermore, this process is triggered by applying a potential difference over the microcavity, which allows for greater control over the creation of a pair. In particular, the probability of creating a pair can be as high as $p_s = 0.9$. Consequently, this source satisfies the required double-photon gun properties outlined above.

The two entangled photons from this source have different frequencies, which allows us to spatially separate them by means of a dichroic mirror. Interference phenomena at beam splitters, however, rely on the indistinguishability of the incoming photons, and the non-degenerate frequencies might render the photons distinguishable. Special care needs to be taken to arrange the setup in such a way that only photons with equal frequencies enter any particular optical element.

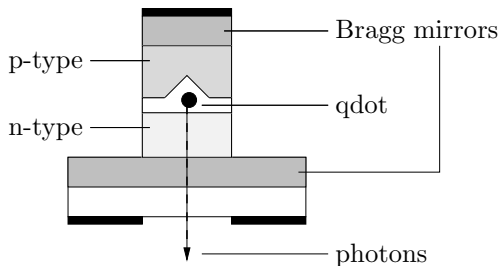


FIG. 1. The entanglement source. A quantum dot separating p-type and n-type GaAs is sandwiched between two Bragg mirrors. Electron-hole recombination will result in the creation of an entangled photon pair. Due to the Pauli exclusion principle, multiple pair production is suppressed. The efficiency of this proposed source is predicted to reach values up to 90%.

In practice, quantum communication protocols may use any of the four two-qubit Bell states: $|\Phi^\pm\rangle = (|H, H\rangle \pm |V, V\rangle)/\sqrt{2}$ and $|\Psi^\pm\rangle = (|H, V\rangle \pm |V, H\rangle)/\sqrt{2}$, with H and V the polarization directions. These states are locally transformed into each other by means of simple qubit operations, and we therefore may assume that the above entanglement source (entangler) can make any of the four Bell states. Now let us look at the other ingredients of our quantum repeater.

The entanglement-swapping component (swapper) of the quantum repeater is essentially nothing more than a Bell detector. It is well known that it is impossible to make a deterministic, complete, Bell measurement with linear optics [16], but one can distinguish two out of four two-qubit Bell states with a simple beam splitter configuration [17]. Recently, Franson and co-workers have shown that a controlled-not (CNOT)—and hence a Bell

measurement—is possible *probabilistically* with only projective measurements and entangled input states [18]. The probability of success for this CNOT is not large enough to make the Bell measurement more efficient, but it will be an essential component of our purifier.

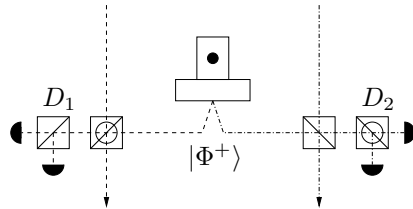


FIG. 2. The probabilistic CNOT gate. Conditioned on a specific detector outcome in D_1 and D_2 , the setup performs a controlled not. The boxed beam splitter is a linear polarization beam splitter and the circled box is a circular polarization beam splitter.

In order to distill maximally entangled quantum states, one needs entanglement purification. Suppose Alice and Bob share two pairs of non-maximally entangled states. Bennett *et al.* showed that with some finite probability it is possible to extract a single maximally entangled state [10]. To do this, both Alice and Bob apply a CNOT, where the halves of the first entangled state pair serve as the control qubit, and the halves of the second as the target. The target qubits are then measured in the computational basis (determined by the participants prior to execution, e.g., $|H\rangle$ and $|V\rangle$), and conditioned on a parallel coincidence (like $|H\rangle_A|H\rangle_B$ and $|V\rangle_A|V\rangle_B$), Alice and Bob now share a maximally entangled state in the remaining two qubits. The probability of purification depends on the fidelity of the incoming entangled state, and therefore on the channel noise factor γ .

Additionally, in some cases the modes of the control qubit might be empty, because the entanglement source failed to create a photon. In order to rule out these events, we can employ the single-photon quantum non-demolition (SP-QND) measurement scheme proposed by Kok *et al.* [6]. This is a probabilistic scheme that can be set up to signal a single photon in an optical mode without destroying its polarization. The success rate of this device is $p_{\text{QND}} = \frac{1}{8}$. This device employs four photodetectors, as well as two entanglement sources to create the auxiliary single-photon input states.

Essential for the success of this protocol is the ability to perform the controlled-not operation. In Fig. 2 we show the schematic setup for the probabilistic CNOT designed by Pittman *et al.* [18]. The main ingredients are a $|\Phi^+\rangle$ source and four polarization beam splitters, two of which separate *circular* polarization. The control qubit enters a linear polarizing beam splitter, and the target enters a circular polarizing beam splitter. The secondary input ports of these two beam splitters are fed by the two

components of a $|\Phi^+\rangle$ Bell state.

A successful CNOT operation is now conditioned on detecting a linearly polarized photon after the circularly polarizing beam splitter (D_1 in Fig. 2), and a circularly polarized photon after the linearly polarizing beam split-

ter (D_2 in Fig. 2). These detections can be implemented with suitable polarizing beam splitters and ordinary photodetectors [18]. The probability of this CNOT operation is given by $p_{\text{CNOT}} = \frac{1}{4}$.

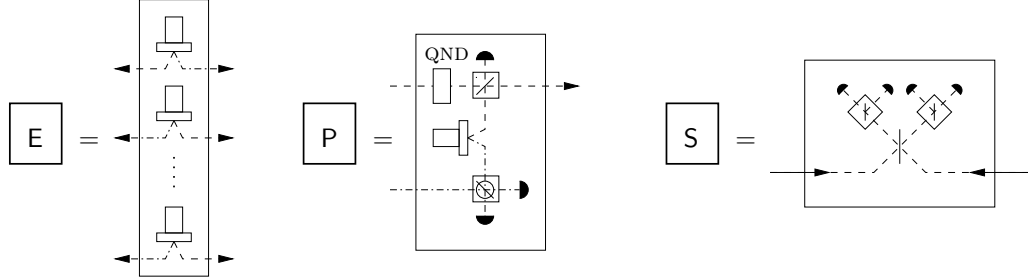


FIG. 3. The components of the quantum repeater. The three boxes E, P, and S denote the entanglement station (entangler), the purifier and the swapping element (swapper) respectively. The entanglers are drawn as little top hats. The dashed and the dash-dotted lines represent the fact that the two output modes have different frequencies. The purifier element contains a QND device, an optical CNOT gate, and a detector on one output mode. The swapper implements a partial Bell measurement.

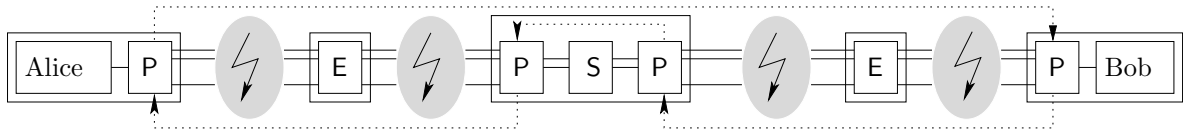


FIG. 4. The assembled quantum repeater. The solid lines represent the quantum channels and the dotted lines denote classical communication channels. The distance is included in the shaded region. This is also where the “decoherence devil” resides [19]. Note that the entanglement sources are separate stations. Alternatively, the entanglement station can be placed near Alice and Bob.

In order to build a complete quantum repeater, we have to integrate the components described above into a circuit [7,8]. The separate components are (see Fig. 3) the *entangler* E, the *purifier* P and the *swapper* S. The assembled quantum repeater, shown in Fig. 4, is a circuit involving E, P and S, together with classical communication between the different stations. This classical channel is necessary to exchange information about the measurement outcomes of the purifiers and about the location of the purified (and swapped) entanglement.

Finally, we address the success rate of the quantum repeater. The success rate is given by the reciprocal of the single-pair creation rate between Alice and Bob. It turns out that this value is highly dependent on the quantum efficiency of the photodetectors.

To purify two entangled photon pairs, we have to take into account the probability of success for the individual components, as well as the losses in the system. Suppose we have six double-photon guns (two for the photon

sources, two in the QND device and one for every CNOT) and ten detectors with quantum efficiency η (three per CNOT and four in the QND device). Furthermore, let the noise parameters due to the attenuation be given by γ for the dephasing (reducing the fidelity) and ζ for the photon loss over the channel. The probability for purifying a single pair of entangled photons is then given by

$$p_{\text{pur}} = p_s^6 \eta^{10} (1 - \gamma)^2 \zeta^2 p_{\text{CNOT}}^2 p_{\text{QND}}, \quad (1)$$

where p_s is the probability of success of the double-photon gun. It is immediately obvious that a reduced quantum efficiency η will strongly contribute to the deterioration of the success rate, due to the η^{10} behaviour.

In order to make a repeater, we start with two purified pairs and perform entanglement swapping on their two halves. This swapping protocol is not deterministic, and is subject to losses as well. As can be seen in Fig. 3, the swapping element requires a two-fold detec-

tor coincidence. Furthermore, a complete Bell detection occurs only 50% of the time. The probability of success for entanglement swapping is therefore given by

$$p_{\text{swap}} = \frac{\eta^2}{2}. \quad (2)$$

Let us now insert some values of the several components. We will use different values for the detector efficiency, since this is the most important parameter. Choose for example $p_s = 0.9$, $\gamma = \frac{1}{2}$, $\zeta = \frac{1}{2}\sqrt{2}$, $p_{\text{CNOT}} = \frac{1}{4}$ and $p_{\text{QND}} = \frac{1}{8}$. For three different values of η , this gives rise to Table I (with $N_{\text{pur}} = p_{\text{pur}}^{-1}$ and $N_{\text{swap}} = p_{\text{swap}}^{-1}$). Since a repeater needs two purifiers and one swapper, the total number of components N_{total} is given by $N_{\text{total}} = 2N_{\text{pur}}N_{\text{swap}}$. The results of Table I should be compared with the number of transistors on a Pentium chip, which is of the order 10^7 . We might reduce the number of components if we use the entanglers and purifiers *in series*. However, this would require a quantum memory or a classical delay line for the entangled photons.

It is immediately clear that an improvement in the detector efficiency yields a substantial gain in the efficiency of the protocol, due to the factor η^{10} in Eq. 1. Even though detector efficiencies of 0.8 are quoted, experimental values are as bad as 0.3. Therefore, in order to operate the repeater more efficiently, better detectors are needed.

Note also that intelligent switching, conditioned on detector outcomes and classical communication between the components, is needed both to purify and to correlate purified entanglement in the swapping procedure. This results in an overhead in the number of components.

In conclusion, we proposed a practical implementation for a quantum repeater employing double-photon guns, probabilistic CNOT operations, and quantum nondemolition measurements. The protocol utilizes available and almost available technology. Possible drawbacks are the conditional switching and the low quantum efficiencies of state-of-the-art photodetectors.

This work was carried out at the Jet Propulsion Laboratory, California Institute of Technology, under a contract with the National Aeronautics and Space Administration. The authors acknowledge J.D. Franson, H. Lee, G.M. Hockney and D.V. Strekalov for valuable discussions. In addition, P.K. acknowledges the United States National Research Council. Support was received from the Office of Naval Research, Advanced Research and Development Activity, National Security Agency, and the Defense Advanced Research Projects Agency.

η	N_{pur}	N_{swap}	N_{total}
0.3	$3 \cdot 10^7$	20	$\sim 10^9$
0.8	$2 \cdot 10^3$	3	$\sim 10^4$
1	250	2	$\sim 10^3$

TABLE I. The number of components in the quantum repeater for different values of the detector efficiency η .

-
- * pieter.kok@jpl.nasa.gov
- [1] E. Knill, R. Laflamme, G.J. Milburn, *Nature* **409**, 46 (2001).
 - [2] H. Lee, P. Kok, N.J. Cerf, and J.P. Dowling, *Phys. Rev. A* **65**, 030101(R) (2002); P. Kok, H. Lee, and J.P. Dowling, "The creation of large photon-number path entanglement conditioned on photodetection," to appear in *Phys. Rev. A* (2002).
 - [3] J. Fiurášek, "Conditional generation of N -photon entangled states of light," quant-ph/0110138; X. Zou, K. Pahlke, and W. Mathis, "Generation of entangled states of two travelling modes for fixed number of photons," quant-ph/0110149.
 - [4] A.N. Boto, P. Kok, D.S. Abrams, S.L. Braunstein, C.P. Williams, and J.P. Dowling, *Phys. Rev. Lett.* **85**, 2733 (2000).
 - [5] J.P. Dowling, *Phys. Rev. A* **57**, 4736 (1998).
 - [6] P. Kok, H. Lee, and J.P. Dowling, *Implementing a single-photon quantum nondemolition device with only linear optics and projective measurements*, quant-ph/0202046.
 - [7] H.-J. Briegel, W. Dür, J.I. Cirac, and P. Zoller, *Phys. Rev. Lett.* **81**, 5932 (1998).
 - [8] W. Dür, H.-J. Briegel, J.I. Cirac, and P. Zoller, *Phys. Rev. A* **59**, 169 (1999).
 - [9] C.H. Bennett, G. Brassard, C. Crépeau, R. Jozsa, A. Peres, and W.K. Wootters, *Phys. Rev. Lett.* **70**, 1895 (1993).
 - [10] C.H. Bennett, G. Brassard, S. Popescu, B. Schumacher, J.A. Smolin, and W.K. Wootters, *Phys. Rev. Lett.* **76**, 722 (1996).
 - [11] P.G. Kwiat, S. Barraza-Lopez, A. Stefanov A, and N. Gisin, *Nature* **409**, 1014 (2001).
 - [12] J.-W. Pan, C. Simon, Č. Brukner, and A. Zeilinger, *Nature* **410**, 1067 (2001).
 - [13] P. Kok and S.L. Braunstein, *Phys. Rev. A* **61**, 042304 (2000).
 - [14] S.L. Braunstein and H.J. Kimble, *Nature* **394**, 840 (1998).
 - [15] O. Benson, C. Santori, M. Pelton, and Y. Yamamoto, *Phys. Rev. Lett.* **84**, 2513 (2000).
 - [16] N. Lütkenhaus, J. Calsamiglia and K.-A. Suominen, *Phys. Rev. A* **59**, 3295 (1999); L. Vaidman and N. Yoran, *Phys. Rev. A* **59**, 116 (1999).
 - [17] S.L. Braunstein and A. Mann, *Phys. Rev. A* **51**, R1727 (1995).
 - [18] T.B. Pittman, B.C. Jacobs and J.D. Franson, *Phys. Rev. A* **64**, 062311 (2001).
 - [19] P. Kok and S.L. Braunstein, presented at the Clarendon Laboratory, Oxford, July (1998).