

Wavepackets falling under a mirror

G. Kalbermann

Soil and Water dept., Faculty of Agriculture, Rehovot 76100, Israel

December 17, 2019

Abstract

We depict and analyze a new effect for wavepackets falling freely under a barrier or well. The effect appears for wavepackets whose initial spread is smaller than the combination $\frac{l_g^3}{z_0}$, between the gravitational length scale $l_g = \frac{1}{(2m^2g)^{1/3}}$ and the initial location of the packet z_0 . It consists of a diffractive structure that is generated by the falling and spreading wavepacket and the waves reflected from the obstacle.

The effect is enhanced when the Gross-Pitaevskii interaction for positive scattering length is included.

The theoretical analysis reproduces the essential features of the effect. Experiments emanating from the findings are proposed.

PACS 03.65.Nk, 42.25.Fx, 0.75.F

e-mail address: hope@vm.huji.ac.il

1 Introduction

In the past years we have described a new phenomenon called : Wavepacket diffraction in space and time.[1]-[5]. The phenomenon occurs in wavepacket potential scattering for the nonrelativistic Schrodinger equation and for the relativistic Dirac equation. The effect consists in the production of a multiple peak structure that travels in space and persists. This pattern was interpreted in terms of the interference between the incoming spreading wavepacket and the scattered wave. The patterns are produced by a time independent potential in the backward direction, in one dimension, and, at large angles, in three dimensions. The multiple peak wave train exists for all packets, but, it does not decay only for packets that are initially thinner than $\frac{w}{q}$, where w is a typical potential range or well width and q is the incoming average packet momentum. For packets that do not obey this condition the peak structure eventually merges into a single peak. The effect appears also in forward and backward scattering of wave packets from slits.[5]

The experimental breakthrough of Bose-Einstein condensation in clusters of alkali atoms [6, 7]¹ lead to the reinvestigation of the influence of the earth's gravitational field on the development of a quantum system.

Gravity is currently being advocated as a mean to allow the extraction of atoms from the condensate for the realization of an atom laser continuous output coupler.[8, 9, 10] Despite the weakness of the gravitational force on earth, it has a major influence on atoms that are cooled to microKelvin temperatures. It is then necessary to include the effects of gravity in theoretical calculations with condensates.

Many other gravitational effects with quantum systems are being considered nowadays, such as bound states of neutrons in a gravitational field above a mirror, [11], or the use of the coherence properties of condensates to serve as interferometers in the presence of gravity [12, 13].

The Bose-Einstein condensate in a magnetic trap is in reality a wave packet. To the extent that decoherence effects are not dominant, it is expected to evolve in a gravitational field in the same manner as a Schrodinger wave packet. In the present work we investigate the effects of gravity on falling packets.

It will be shown numerically and analytically that packets falling under an obstacle but, free from below, display distinctive quantum features due to their wave nature.

The Schrodinger wavepackets not only fall, in accordance with the equivalence principle, but also spread. The thinner the initial extent of the packet the broader the spectrum of momenta it carries. Consequently, it will generate many more components able to reflect from the obstacle, be it a well or a barrier. These reflected waves will interact with the spreading and falling packet.

There is crossover length scale, at which the interfering pieces start to produce a difrac-

¹A comprehensive bibliography on Bose-Einstein condensation may be found at the JILA site <http://bec01.phy.GaSOu.edu/bec.html/bibliography.html>

tive coherent structure that travels in time, analogous to the effect of wave packet diffraction in space and time previously investigated.[1]–[5]

This length scale is the gravitational scale $l_g = \frac{1}{(2m^2g)^{1/3}}$. For Sodium atoms it is about 0.73 microns, while for hydrogen it is 5.86 microns.² For packets initially narrower than a proportion of this scale, the effect is extremely evident, and gets blurred the wider the initial packet. This effect may be observed with the same setup as the one used in Bose-Einstein condensation experiments, provided pencil-like, thin packets are produced and allowed to fall under a roof.[12]

We will provide analytical approximations to the exact solution of the problem that reproduce quite satisfactorily the numerical results. Exact results are unknown. In section 2 we present numerical results. Section 3 will deal with theoretical aspects. Section 4 summarizes the paper and provides concluding remarks regarding possible experiments. In the appendix we address the use of Airy functions in the context of falling packets above or below a potential.

2 Packets falling under a roof

Matter wave diffraction phenomena in time [14] induced by the sudden opening of a slit, or in space by fixed slits or gratings, are understood simply by resorting to plane wave monochromatic waves.

Atomic wave diffraction experiments [16], have confirmed the predictions of diffraction in time[14] calculations. These patterns fade out as time progresses.

The phenomenon of diffraction of wave packets in space and time was presented in [1]–[5]. It consists of a multiple peak traveling structure generated by the scattering of initially thin packets from a time independent potential, a well, a barrier, or a grating. The condition for the pattern to persist was found to be

$$<< \frac{s}{\frac{w}{q_0}} \quad (1)$$

where s is the initial spread of the packet, w is the width of the well or barrier and q_0 is the incoming packet average momentum. For packets broader than this scale the diffraction pattern merges into a single broad peak.

The original motivation for the present work, was the addition of gravity to the potential affecting the packet propagation. As described above, the effects of gravity become increasingly relevant to the dynamics of packets in traps and elsewhere.

The educational literature abounds in works dealing with the dynamics of packets falling on a mirror. The so-called quantum bouncer [17] is a clean example of the use of the Airy

² We use $\hbar = 1$; $c = 1$, and units of length in microns, of time in milliseconds, $g = 9.8 \frac{1}{(\text{m sec})^2}$.

packet in the treatment of the problem. The use of the Airy packet is straightforward above the mirror with the boundary condition of a vanishing wave function at the location of the mirror, and, becomes a nice laboratory for the investigation of the quantum-classical correspondence, revivals, the Talbot effect, etc. Falling packets were not studied, perhaps in light of the preconception that nothing interesting will be found besides the expected spread and free fall of the packet.

However, there is a surprise awaiting us here. This is not totally unexpected due to the wave nature of the packet that consists of modes propagating in both the downwards and the upwards direction. Analogous effects are apparent also when a packet propagates in parallel to a mirror without ever getting close to it.[18] Again the spreading and interference between the incoming and reflected waves produce a wealth of phenomena.

In this section, we present the numerical results for the falling of packets under a barrier or well using Gaussian wave packets. The use of Gaussian packets permits a straightforward connection to theoretical predictions.

The scattering event starts at $t = 0$ with a minimal uncertainty wavepacket

$$\begin{aligned} \psi_0 &= A e \\ &= q (z - z_0) \frac{(z - z_0)^2}{4 \sigma^2} \end{aligned} \quad (2)$$

centered at a location z_0 large enough for the packet to be almost entirely outside the range of the potential. σ denotes the width parameter of the packet. $q = m v$ is the average momentum of the packet. The potential affecting the packet is a square well, the gravitational interaction, and eventually the Gross-Pitaevskii (GP) interaction, that subsumes the effects of forces between the atoms in the condensate in the mean-field approximation [19].

$$V = m g z + U \left(w = 2 \sqrt{\frac{m}{\mu}} \sqrt{z - z_0} \right) + \frac{g}{2} \int |\psi|^2 dz \quad (3)$$

where m is the mass of the atom taken here to be Sodium, w is the width of the well or barrier, of depth or height U , and g is the strength of the GP interaction [19], which using the scattering length of Sodium and a typical number of atoms in a trap of the order of 250 atoms/ μm^3 yields $g \approx 25$ for a wavefunction normalized to one.

The algorithm for the numerical integration of the Schrodinger equation of the present work is described in previous works.[1, 2, 3]. Flux conservation for initially normalized packets and energy conservation require that

$$\begin{aligned} 1 &= \int_{-1}^{z_1} |\psi(z;t)|^2 dz \\ E &= \int_{-1}^{z_1} \left[\frac{1}{2m} \left(\frac{\partial \psi}{\partial z} \right)^2 + (m g z + V(z) + \frac{g}{2} \int |\psi|^2 dz) \right] |\psi(z;t)|^2 dz \quad (4) \end{aligned}$$

with E a constant independent of time.

The numerical runs presented below achieved an accuracy in the flux conservation of around 0.2%, while the accuracy in the energy conservation was around 2%. The wave function was also found to obey the Schrodinger equation to an accuracy better than the 1% level even at points near the edges of the integration range.

The only length scale appearing in the problem is easily derived from the Schrodinger equation to be l_g . For Sodium this is $l_g = 0.73$

We consider the free fall of packets with initial widths smaller and larger than a fraction of l_g with or without the GP interaction. We take the barrier to have the fixed strength of $U = 10^6 \text{ sec}^{-1}$ obtained from $U = \frac{4}{m} a N$, with a , the scattering length of the sodium-solid scattering and N the density of a typical solid. For the well we use a value taken from a van der Waals type of strength [20] at a distance of 1 nm, namely $U = 10^2 \text{ sec}^{-1}$. We used a very high value for the attractive well strength, beyond the limit of applicability of the Lennard-Jones formula [20], to see whether even a large and unrealistic value for the attractive potentials influences the results as compared to the repulsive case.

Figure 1 shows wide and thin packets profiles after 4 m sec fall under a repulsive barrier.

The behavior of a thin packet is qualitatively different. A wide packet falls undistorted except for the natural spreading. A thin packet whose width is smaller than $\frac{l_g^3}{z_0}$ (see below for the appearance of z_0 in the expression), possesses a distinctive diffractive structure. The rightmost (upper) edge of the structure resembles the Airy packet absolute value, however, the packet drops exponentially at large $|z|$ values, whereas the Airy packet diminishes as $|z|^{1/4}$. In the next section we will address a theoretical approach to the problem. In the appendix we which consider the limitations of the theoretical treatment in terms of Airy packets. Approximate analytical solutions will be provided that reproduce the basic features of both the thin and wide packets.

In figure 2 we present an analogous picture for the case including the GP interaction. As expected [19], the distinctive feature of the inclusion of this interaction is an extra repulsive force, due to the positive scattering length, that enhances the broadening of the packet, and consequently the diffraction effect. As seen from the figure, for the same values of initial packet widths, the nonlinear repulsive interaction produces a much cleaner interference pattern than the case lacking it in figure 1.

Figure 3 depicts the influence of the GP interaction on the packets profiles for initially thin packets.

The GP force produces a diffractive structure that has a much starker contrast. Large momenta are excited by the repulsive interaction, producing a more effective superposition between incoming and reflected waves.

We argued that the appearance of a diffractive structure is determined by the ratio

$$= \frac{l_g^3}{z_0}. \text{ Figure 4 shows the results when this ratio is around 1. While the pattern has}$$

almost disappeared from the falling packet devoid of GP interaction, it has lost contrast,

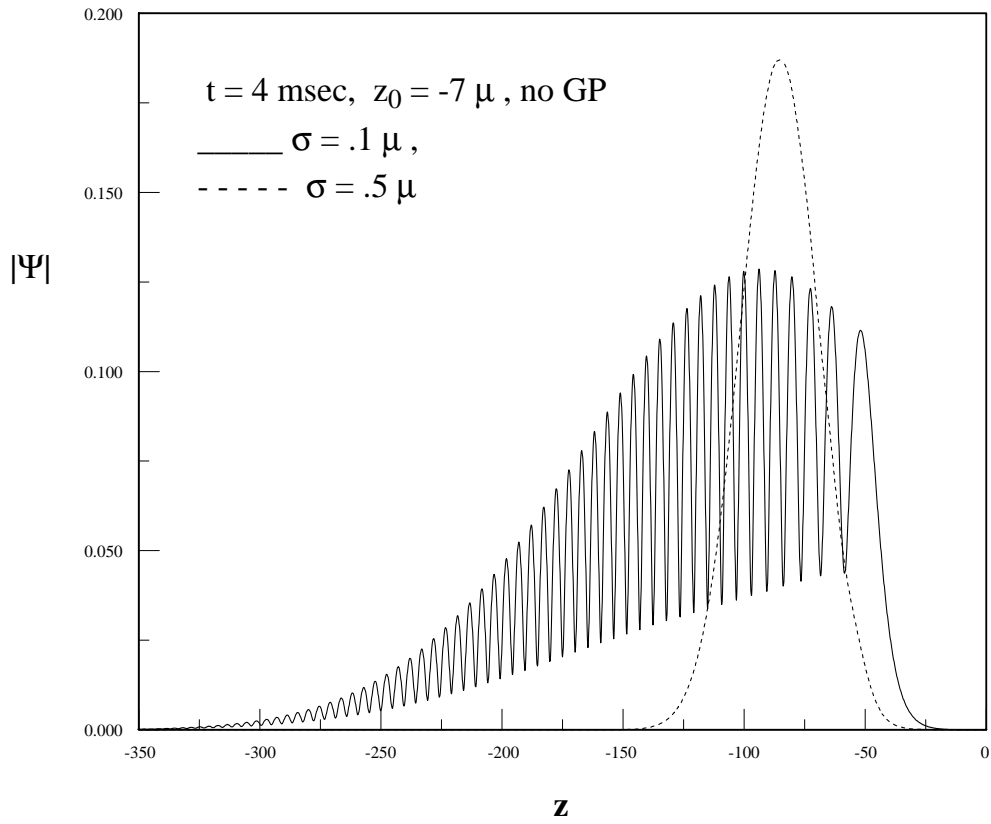


Figure 1: Packets profiles of initial location $z_0 = -7$ after $t = 4 \text{ msec}$ falling under a repulsive barrier.

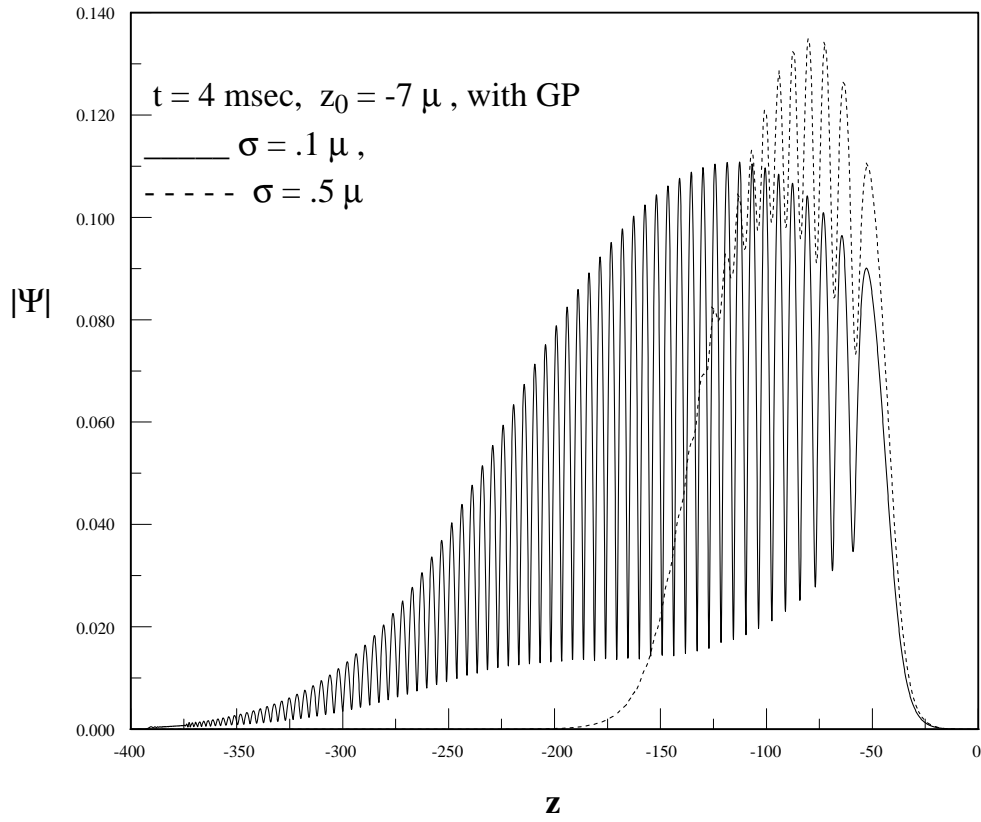


Figure 2: Packets profiles of initial location $z_0 = -7$ after $t = 4 \text{ msec}$ falling under a repulsive barrier and subjected to the Gross-Pitaevskii interaction

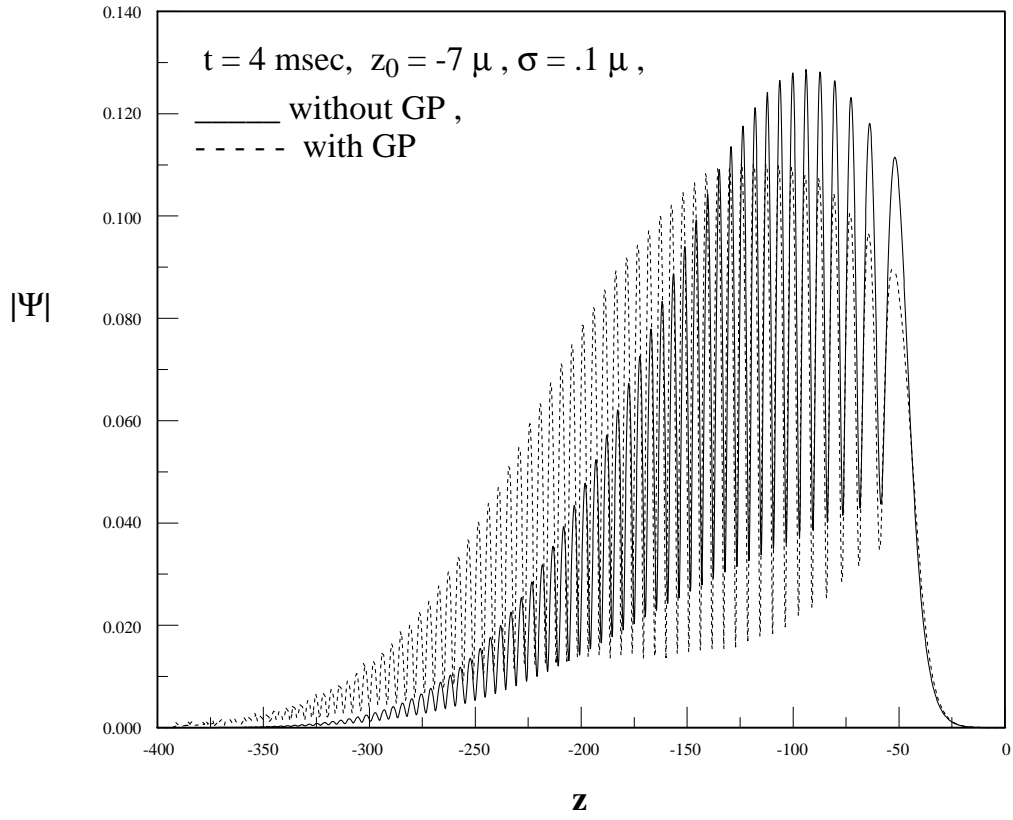


Figure 3: Thin packets profiles after $t = 4 \text{ msec}$ of fall under a repulsive barrier with and without the Gross-Pitaevskii interaction.

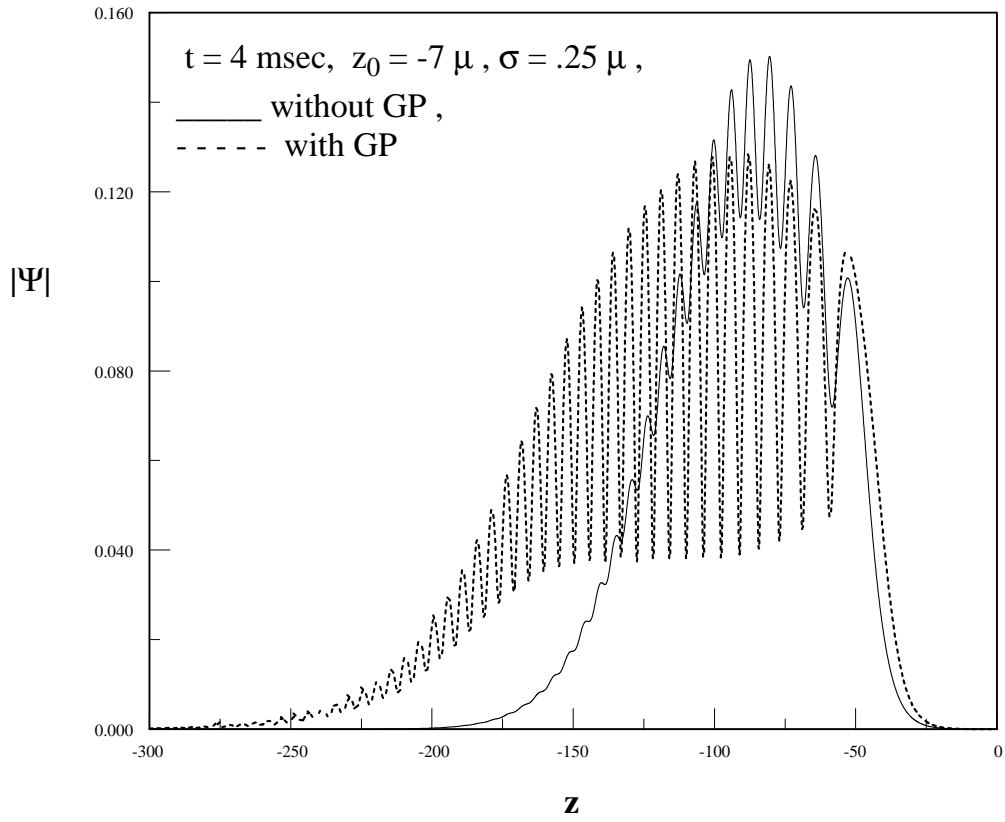


Figure 4: Borderline packets profile after $t = 4 \text{ msec}$ of fall under a repulsive barrier without and including the Gross-Pitaevskii interaction.

but not disappeared completely from the packet subjected to the GP force. is then the relevant ratio for the appearance of the diffractive structure.

Replacing the barrier by a well has no effect whatsoever for packets without initial momentum. The higher the initial momentum of the packet (if positive), the easier the transmission through the well. The differences arise then for packets thrown against the obstacle only at large momenta as compared to l_y^{-1} . This point will be dealt with in the future.

3 Theoretical approach to falling packets

The Airy function [21] is the solution of the Schrodinger equation for the propagation in a uniform field. Despite being named Airy packet, it is not normalizable and belongs to the set of wave functions in the continuum. It is the analog of a plane wave in free space.

The educational literature abounds in references to uses of this packet, both in the context of the quantum bouncer [17] and in the treatment of generalized Galilean transformations. [22]

For the solution of a packet falling on a mirror, the quantum bouncer, the Airy functions shifted to positions that have a zero at $z = 0$, serve as a basis to find the time development of an arbitrary initial packet. The non-normalizability of the Airy packet is of no hindrance here, because only the upper decaying part of the packet is used. Note however that an aspect that is ignored in the literature is the absence of orthogonality between the different shifted packets when integrated only over the positive z axis. This is perhaps not a severe problem, but was not taken into account in the works using the Airy packet for the quantum bouncer problem. [17]

The lower piece of the Airy packet is oscillatory and does not decay fast enough to serve as a basis for packets initially located under the mirror. Only when a continuum of energies (both positive and negative) is used, it is possible to expand an initial wavepacket located at $z < 0$ in terms of Airy functions.

However, the need for a continuum spoils the implementation of the boundary condition that demands a discrete spectrum of energies. Even with the inclusion of the independent Airy function B_i , the situation does not improve. Airy functions, as such, become quite inappropriate for the resolution of the falling packets problem. In the appendix we expand these points in detail.

We will resort to a different set of solutions that connects directly to plane waves. This solutions are not stationary in the rigorous sense of the word, because they have a time dependent phase that is not linear in time. The solutions are derived by transforming a plane wave to an accelerating frame [22, 23, 24], namely

$$\begin{aligned} \psi_k(z;t) &= e^{i} \\ &= \exp\left(-imgz + i\left(z + \frac{gt^2}{2}\right)\left(\frac{k^2}{2m} - \frac{mgt^3}{6}\right)\right) \end{aligned} \quad (5)$$

Direct substitution in the Schrodinger equation proves that this family of solutions solves the equation for a potential $V = mgz$.

Given that the initial wavepacket of eq.(2) may be expanded readily in plane waves that coincide with eq.(5) at $t=0$, the Schrodinger equation then insures that the subsequent propagation of the packet will be obtained by replacing the plane waves by the solutions in the gravitational potential of eq.(5).

We find the expression at all times for a freely falling normalized gaussian packet

$$\begin{aligned} \psi(z, z_0; t) &= \frac{e^{-\frac{q}{2} \frac{(z - z_0 + g t^2/2 - q/m t)^2}{4 \sigma^2(t)}}}{\sigma(t)} \\ \sigma^2(t) &= \frac{i t}{2 m} + \sigma^2 \end{aligned} \quad (6)$$

Figure 5 depicts the comparison between the expression of eq.(6) and a numerical calculation. The agreement is satisfactory without any rescaling. It lends confidence in both the numerical scheme and the theoretical formulae.

At $t=0$ we can readily build a packet that solves the problem with the boundary condition of $\psi(0) = 0$, corresponding to an impenetrable mirror at $z = 0$. Just an image packet located at z_0 in the inaccessible region above the mirror will serve. The solution at $t=0$ then becomes $\psi(z; t=0) = \psi(z - z_0; 0) - \psi(z + z_0; 0)$, with ψ in eq.(6). ψ obeys the equation of motion and the boundary condition. It also coincides with the initial packet of eq.(2) in the allowed region of $z < 0$. Propagating forward in time we obtain

$$\psi(z; t) = \psi(z - z_0; t) - \psi(z + z_0; t) \quad (7)$$

We write the approximate sign, because the cancellation at $z = 0$ is only effective at short times. As soon as t increases, the wave function of eq.(7) does not vanish anymore. Presumably, an infinite set of image packets is needed.

We could not find a closed analytical solution at all times. The solution of eq.(7) reproduces reasonably well the falling packets and distinguishes clearly between a packet narrower than l_g and one wider than l_g for z_0 of the order of a few packet widths. In order to see this we write the absolute value of eq.(7) for a packet with initial momentum $q = 0$ for $t \gg 2 m^{-1/2}$

$$\begin{aligned} |\psi(z; t)|^2 &= A e^{-\frac{q}{2} \frac{(z - z_0 + g t^2/2)^2 + z_0^2}{4 t^2}} \\ &= \frac{m^2 (z - z_0 + g t^2/2)^2 + z_0^2}{4 t^2} \end{aligned}$$

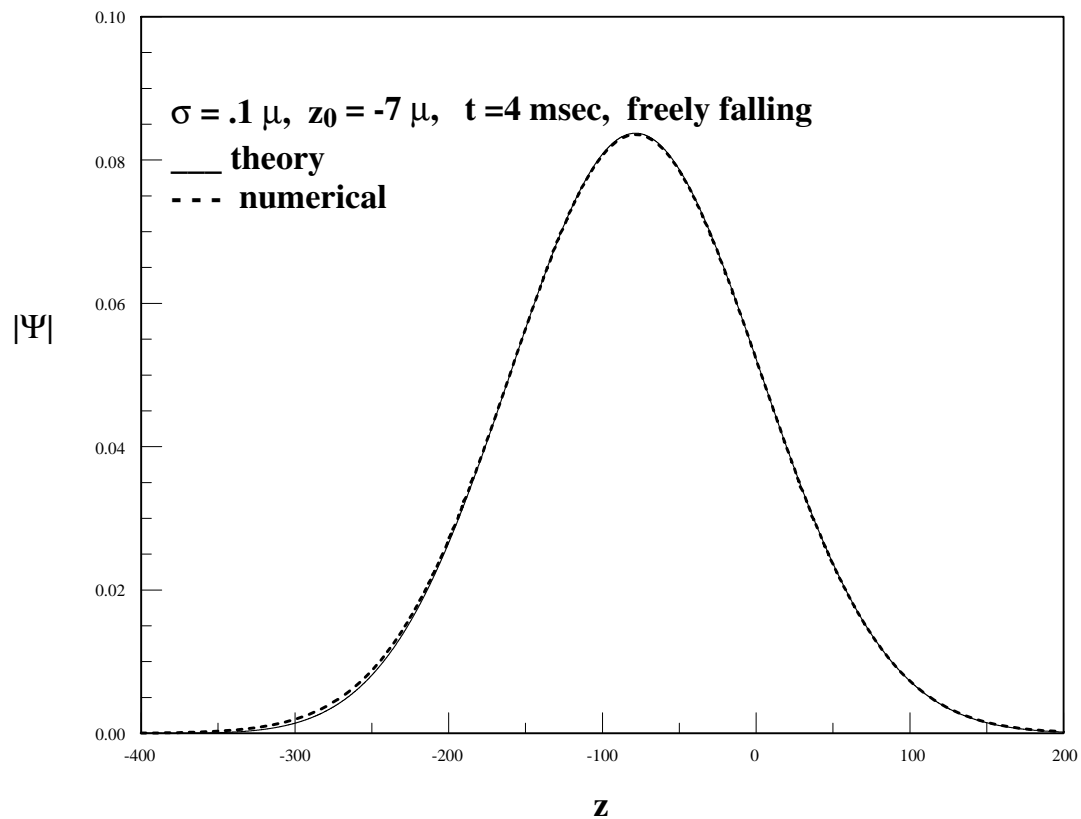


Figure 5: Profile of a packet of initial width $\sigma = 0.35$ and initial location $z_0 = -7$ in free fall after $t = 4$ msec. Numerical calculation, dotted line, and theoretical formula of eq.(6), full line

$$\begin{aligned} \phi_2 &= \frac{m z_0 (z + g t^2/2)}{t} \\ \phi_3 &= \frac{m^2 z_0^2 (z + g t^2/2)}{2 t^2} \end{aligned} \quad (8)$$

ϕ_3 is responsible for the blurring and loss of contrast of the diffraction pattern determined by the sin function. The larger ϕ_3 the less visible are the oscillations. The criterion for the visibility of the pattern may then be written as $\max(\phi_3) \ll 1$. The maximum value of $-z$ is given by the descent of the packet and its spreading. Both are of the order of $\frac{g t^2}{2}$. We can then write the condition for the visibility of the interference fringes to be

$$\max(\phi_3) = \frac{m^2 z_0^2 g}{2} \ll 1 \quad (9)$$

However, typically z_0 amounts to a few times the width of the packet, otherwise the oscillations will have a very large wavenumber, and will blur the pattern anyway.

Hence we can write eq.(9) as

$$\begin{aligned} \max(\phi_3) &= \frac{m^2 z_0^3 g}{2} \ll 1 \\ &= \frac{z_0^3}{4 l_g^3} \ll 1 \\ \text{or} \\ &\ll l_g \end{aligned} \quad (10)$$

If we keep z_0 , eq.(10) becomes

$$\ll 2 \frac{z_0^3}{l_g^3} \quad (11)$$

Eq.(11) demonstrates that the relevant borderline between a visible and blurred packet is $\frac{l_g^3}{z_0}$. A packet initially narrower than l_g located at a distance of a few times its width under a mirror will definitely display interference fringes. Eq.(8) also tells us that this pattern travels with the packet unscathed.

For long enough times we can improve upon the solution of eq.(7) in order to compensate for the inaccuracy in the cancellation at $z = 0$. The correction is achieved by multiplying the subtracted wave by a space independent, but time dependent admixture factor,

$$\begin{aligned} (z;t) &= (z - z_0;t) - (z + z_0;t) \\ &= \frac{(z - z_0;t)}{(z_0;t)} \end{aligned} \quad (12)$$

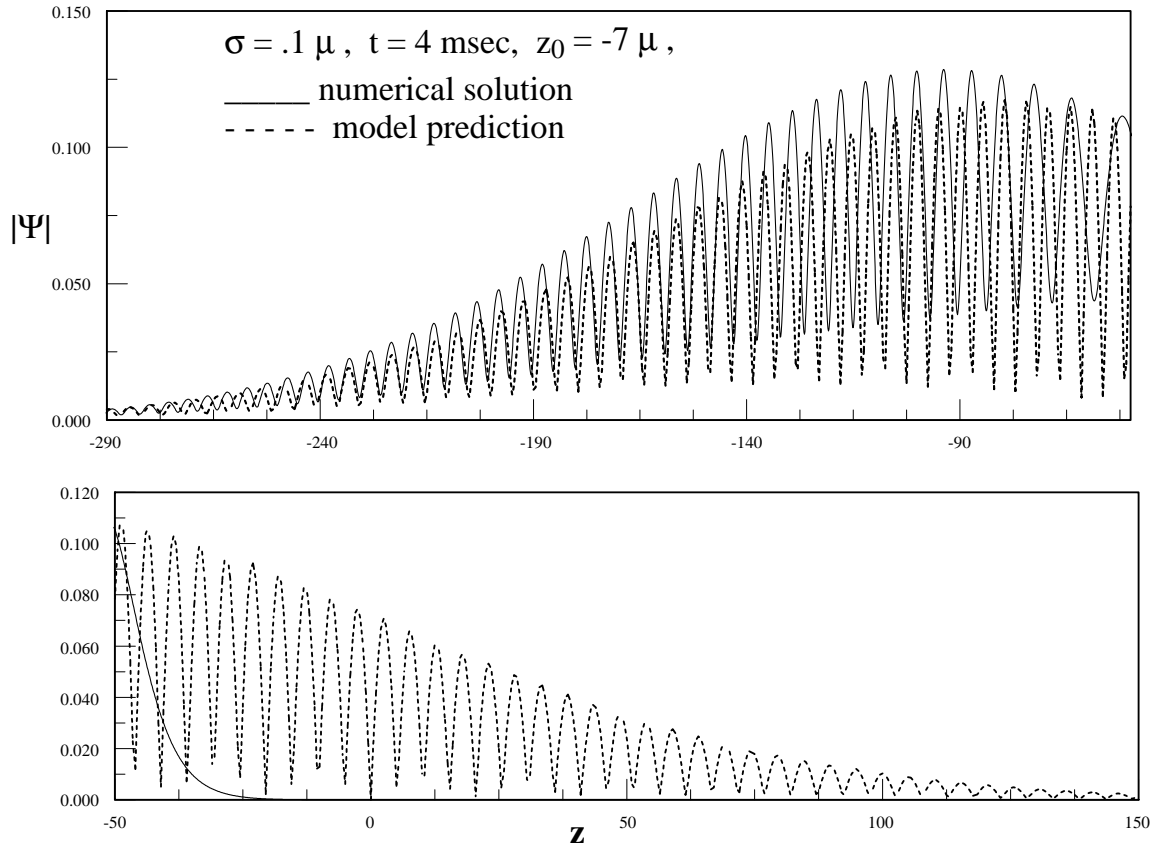


Figure 6: Thin packet profile of width $\sigma = 0.3$ after $t = 4$ msec falling under a reflecting mirror. Numerical calculation, solid line, and theoretical formula of eq.(12)

By adding this factor we spoil the solution. Eq.(12) does not solve exactly the Schrodinger equation, whereas eq.(7) does. However, this inaccuracy decreases as a function of time, because $\epsilon \rightarrow 0$ as $t \rightarrow \infty$. For times not so long it improves a little the agreement with the numerical results. It apparently compensates for the need of an infinite set of packets that insure the boundary condition at all times.

Figures 6 and 7 show the comparison between the formula of eq.(12) and the numerical results both for a thin packet and wider one.

The agreement is reasonable quite good for the wide packet and qualitatively reasonable for the thin packet. The formula captures the gross features, such as the absence of a diffractive structure for a wide packet and the wavenumber of the oscillations for a thin packet. It has one evident limitation: Lack of a sharp cutoff of the packet at small distances $-z$ for a thin packet. Nevertheless, the simple picture of single image packet is essentially correct.

Despite considerable efforts to engineer a better ansatz than eq.(12), using matching

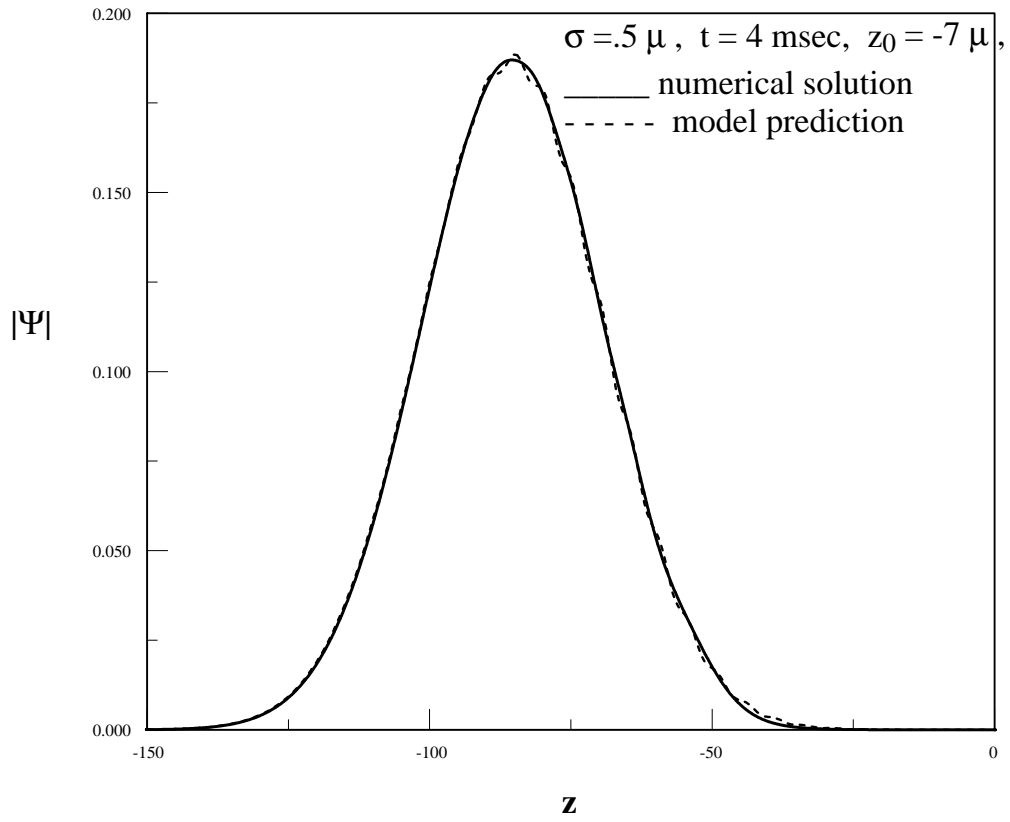


Figure 7: Wide packet profile of width $\sigma = 2$ after $t = 4$ msec falling under a reflecting mirror. Numerical calculation, solid line, and theoretical formula of eq.(12)

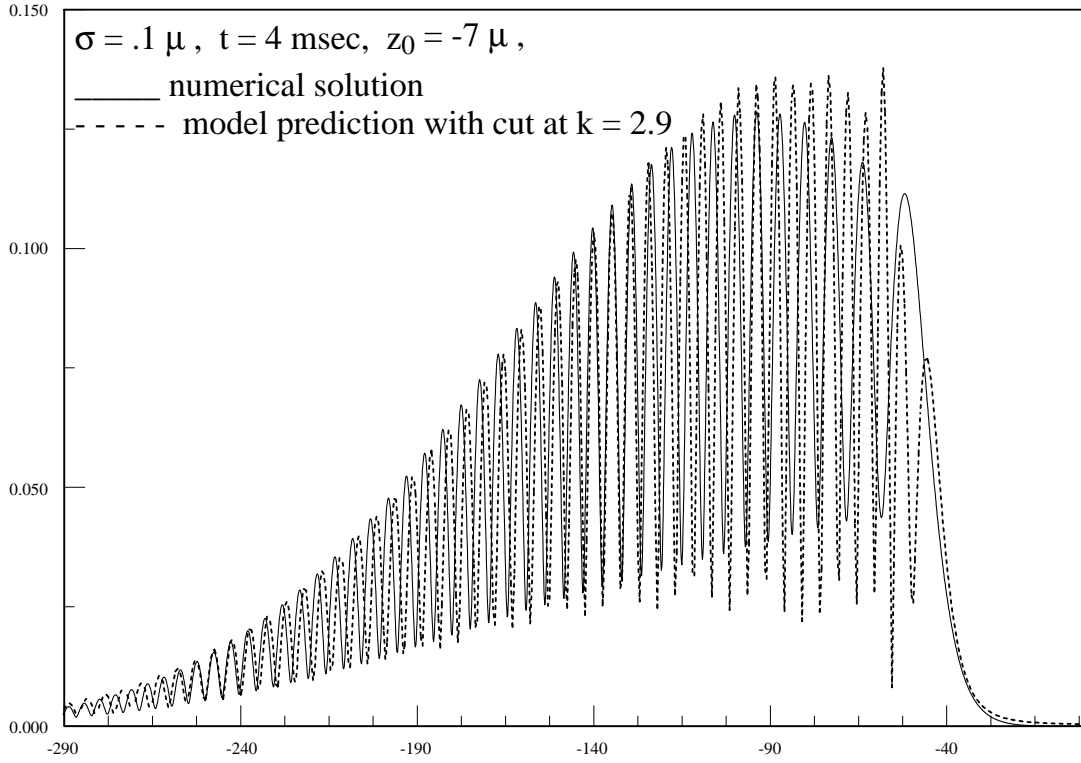


Figure 8: Thin packet numerical solution, solid line, and, phenomenologically improved eq.(12), see text, dotted line.

solutions of Airy packets and falling Gaussian packets, we could not find a closed analytical solution for all times. In the course of these trials many packets resembling the Airy packet were designed by multiplying the integrand in the integral expression of the Airy packet with a convergence factor and compensating factors to still obey the equation of motion. There are infinitely many such constructs, but all end up having the same problems. They are either orthogonal and non-normalizable or normalizable and overcomplete. We expect to reconsider this problem in a wider context in a later work.

We would like to present here a semi-phenomenological solution that fits better the numerical results. It consists in expanding the Gaussian packet of eq.(12) in terms of the solutions of eq.(5) and ad-hoc cutting the integration domain of the integral at a certain value of the momentum instead of infinity. This method tries to imitate the effect of an Airy packet whose integral representation has an oscillatory factor in the momenta to the third power. Such a factor effectively cuts off large momenta. Noting that the numerical solution looks like an Airy packet only for short distances, the cutoff has to be an upper bound in the momenta.

Figure 8 presents such a fit. The agreement has improved markedly, at the expense of having a phenomenological factor of a cutoff momentum.

The long time behavior of the thin packet as compared to a wide packet remains unchanged for as far as we could integrate the time dependent Schrodinger equation numerically. We reached a time of 30 m sec and the profiles just spread, but do not change in shape. At that time the center of the packet is around 4.5 mm below the mirror. The integration of the equation becomes prohibitive beyond this time due to the strong oscillations in the wave function that require an increasingly smaller time step. The results however look quite firm. The diffractive structure persists to infinite times, as it was found for the wavepacket diffraction in space and time effect.[1]-[5]

In the next section we will provide some closing statements on the relevance of the falling packet effect for Bose-Einstein condensates and atom lasers.

4 Summary

We have found that a falling packet that is blocked by an obstacle from above, behaves differently depending on its initial spread. A packet wider than the gravitational mass dependent length scale l_g falls almost as a free packet except for a lag due to an effective attraction to the barrier or well, while a thin packet has a distinctive diffraction pattern that propagates with it analogous to the 'Wavepacket diffraction in space and time effect'[1]-[5].

We consider now a possible scenario to implement the findings of this work, and also take advantage of them for the purposes of creating an atom laser. Although there seems to be some controversy as to what an atom laser is[27], at a pedestrian level it would consist in a three stage machine: A feeding stage that pumps in atoms in an incoherent phase; a condensation cavity and a continuous output coupler. The investigation of these stages is as of today very advanced both theoretically and experimentally.[28]

We would like to point out that the results of this paper suggest an alternative avenue for the continuous output coupling of a Bose-Einstein condensate.

Basically, it consists of an orifice, a physical one or one drilled in the mesh of laser radiation that confines the condensate. Through the orifice the condensate can exit in a pencil-like thin jet of atoms. [12]

Position now a mirror above the atoms and let them fall freely while the feeding continues. It appears then that the outcome will be a coherent train of atoms having the characteristic oscillations found here, provided the width of the pencil is smaller than $l_g^3 = z_0$. In order to see if this design works and check whether it fits the criteria of an atom laser set in ref.[27], we need to perform at least a two-dimensional calculation with a source term. This endeavor is currently underway.

5 Acknowledgment

I would like to thank the anonymous referee for very valuable remarks.

6 Appendix: The use of the Airy function for the falling packet problem

The Schrodinger equation for the problem at hand is:

$$i\frac{\partial}{\partial t} = -\frac{1}{2m}\frac{\partial^2}{\partial z^2} + mgz + V(z) = 0 \quad (13)$$

Here $V(z)$ represents the barrier or well located above the packet. Rescaling the spatial variable to $x = z/l_g$, the time variable by $t = u/2m l_g^2$, the energy (for stationary states) by $x_E = E/2m l_g^2$, and the potential by $V(x) = 2m l_g^2 V(z)$, eq.(13) becomes

$$i\frac{\partial}{\partial u} = -\frac{\partial^2}{\partial x^2} + x + V(x) \quad (14)$$

For the case $V = 0$, i. e., free fall, the solution is the Airy packet. Any freely falling packet can be decomposed into a complete set of both positive and negative energy Airy packets. To demonstrate the need for both positive and negative energies, we consider any normalized wave function $\psi(x;u)$ as expanded in terms of Airy functions

$$\psi(x;u) = \int_{-1}^{+1} dx_E C(E) e^{i x_E u} \text{Ai}(x - x_E) \quad (15)$$

where

$$C(E) = \int_{-1}^{+1} \psi(x;u) \text{Ai}(x - x_E) dx \quad (16)$$

The latter coefficients were evaluated in the literature for the case of a Gaussian packet [17, 25] and we have reproduced the calculation independently. In eq.(15) the integration includes negative energies. Otherwise the expansion is not complete, as we have indeed verified numerically. The reason for the incompleteness of the expansion may be traced back to the orthogonality condition for the Airy function [21],

$$\int_{-1}^{+1} dx \text{Ai}(x - x_E) \text{Ai}(x - x_{E0}) = \delta(x_E - x_{E0}) \quad (17)$$

where we have used the definition [26]

$$\text{Ai}(x) = \frac{1}{\pi} \int_0^{+1} \cos(t^3 + xt) dt \quad (18)$$

To obtain $C(E)$ of eq.(16) it is imperative to use the orthogonality of eq.(17). Integration over a smaller range of distances, for example cutting it to positive x renders the expression of $C(E)$ incorrect. The Airy functions are orthogonal only when integrating from -1 to $+1$ in space. Moreover for the expansion to be exact, the whole spectrum of energies, positive and negative is needed. This is because the recovery of $\psi(x;u)$ from eq.(15) with the coefficients given in eq.(16) by an integration over energy or x_E amounts to a new application

of the orthogonality condition of eq.(17). Hence, completeness is insured only when the full spectrum is present, contrarily to the usage in the literature.[17] It is clear now that one cannot select those energies that enforce the boundary condition of a perfectly reflecting mirror at $x = 0$ by taking only a discrete set of energies for which $A_i(x_{E_N}) = 0$. This is not a faithful representation of the initial wave. It happens though, that for the Quantum Bouncer [17] such a procedure is reasonably accurate. We have verified numerically that using only the selected set of energies gives quite an accurate description of the initial packet above the mirror. This is mainly due to the strong drop in the Airy function A_i for positive x . However, for negative values of x the expansion fails. Even for the bouncer case (packet above mirror), the long term behavior does depend on the whole energy spectrum, and the selected frequencies miss many features. These aspects will be described in a later work.

In partial conclusion, the function A_i alone sucs as a complete orthogonal set for the free falling packet. However, the interacting case, namely the packet falling above or below a mirror cannot be implemented with the Airy functions A_i because it either misses the boundary condition at the mirror and conserves orthogonality and completeness, i.e.: describes faithfully the posterior evolution of the packet, or it does obey the boundary condition but lacks completeness. The same is true adding the independent solution of the gravitational Schrodinger equation $B_i(x - x_E)$ [26].

Suppose we would like to cure the incompleteness by adding a discrete set of B_i functions, despite their unappealing divergent behavior for $x \rightarrow -1$. To obey the boundary condition at $z = 0$ a different set of energies as compared to that needed for the function A_i is necessary. However, this attempt will be unsuccessful as we now proceed to show. The set of functions we would construct is given by

$$\begin{aligned} S &= A_i(x - x_{E_N}); B_i(x - x_{E_M}) \\ A_i(x_{E_N}) &= 0 \\ B_i(x_{E_M}) &= 0 \\ E_N &\notin E_M \end{aligned} \tag{19}$$

Completeness would demand

$$\sum_N A_i(x - x_{E_N}) A_i(x^0 - x_{E_N}) + \sum_M B_i(x - x_{E_M}) B_i(x^0 - x_{E_M}) = (x - x^0) \tag{20}$$

However this is false, it sucs to take $x = 0$ or $x^0 = 0$ for which the left hand side vanishes and the right hand side is (x) , or (x^0) . Completeness cannot be satisfied with a discrete set even by adding the function B_i . We therefore need the whole spectrum for B_i also, but this amounts to double counting. The spectrum is complete with A_i alone. Suppose now we accept an overcomplete set (like for instance the coherent states of the harmonic oscillator) and attempt an expansion in the form

$$\begin{aligned}
\psi(x;u) &= \int_{-\infty}^{\infty} dx_E e^{i x_E u} [C(E) \text{Ai}(x - x_E) + D(E) \text{Bi}(x - x_E)] \\
C(E) &= \int_{-\infty}^{\infty} \psi(x;u) \text{Ai}(x - x_E) dx
\end{aligned} \tag{21}$$

The two Airy functions have the same argument. Any overall shift in the relative argument may be absorbed. Moreover the coefficients $C(E)$; $D(E)$ have to be time independent, otherwise ψ will not solve the Schrodinger equation of eq.(14). $D(E)$ can be now determined by demanding $\psi(0;t) = 0$ for all times. If the integral of eq.(21) vanishes at all times at $x = 0$, the incoherence induced by the time dependent exponential phases, demands the integrand to be identically zero at $x = 0$.

Hence

$$D(E) = -C(E) \frac{\text{Ai}(-x_E)}{\text{Bi}(-x_E)} \tag{22}$$

Barring any possible problems with overcompleteness, the above equation is ill-defined at energies for which $\text{Bi}(-x_E) = 0$. If we ad-hoc discard these energies, the boundary condition is no longer obeyed.

In summary, the Airy function that solves the free fall problem is unsuitable for the mirror problem. There could be a much more intricate manner of dealing with the problem with Airy functions still, like the use of cuts in the spectrum somehow counterbalanced by a discrete set, or a time dependent argument for the Airy functions, however, a straightforward application of the standard techniques does not give an answer to the problem.

References

- [1] G. Kalbermann, Phys. Rev. A 60, 2573 (1999).
- [2] G. Kalbermann, Jour. of Phys. A 34, 3841 (2001), quant-ph 9912042.
- [3] G. Kalbermann, Jour. of Phys. A 34, 6465 (2001), quant-ph 0008077.
- [4] G. Kalbermann, Wavepacket diffraction in the Kronig-Penney model, Jour. of Phys. A 35, 1045 (2002), cond-mat 0107522.
- [5] G. Kalbermann, Single and double slit scattering of wave packets, Jour. of Phys. A, to be published, quant-ph 0109111.
- [6] M. H. Anderson, J. R. Ensher, C. E. Wieman, and E. A. Cornell, Science 269, 198 (1995).
- [7] K. B. Davis, M. -O. Mewes, M. R. Andrews, N. J. Van-Dyuten, D. S. Durfee, D. M. Kum and W. Ketterle, Phys. Rev. Lett. 75, 3969 (1995)
- [8] M. -O. Mewes, M. R. Andrews, D. M. Kum, D. S. Durfee, C. G. Townsend, and W. Ketterle, Phys. Rev. Lett. 78, 582 (1997).
- [9] I. Bloch, T. W. Hansch and T. Esslinger, Phys. Rev. Lett. 82, 3008 (1999).
- [10] F. Gerbier, P. Bouyer, and A. Aspect, Phys. Rev. Lett. 86, 4729 (2001).
- [11] V. Nesvizhevsky, H. Bomer, A. Petukhov, H. Abele, S. Baessler, F. Ruess, T. Stoferle, A. Westphal, A. Gagarinski, G. Petrov and A. Strelkov, Nature 415, 297 (2002).
- [12] K. Bongs, S. Burger, G. Birkel, W. Ertmer, K. Rzaewski, A. Sanpera and M. Lewenstein, Phys. Rev. Lett. 83, 3577 (1999).
- [13] A. Peters, K. Y. Chung and S. Chu, Nature 400, 849 (1999).
- [14] M. Moshinsky, Phys. Rev. 88, 625 (1952).
- [15] C. Brukner and A. Zeilinger, Phys. Rev. A 56, 3804 (1997), and references therein.
- [16] P. Szriftgiser, D. Guery-Odelin, M. Amdt and J. Dalibard, Phys. Rev. Lett. 77, 4 (1997).
- [17] J. Gea-Banacloche, Am. Jour. of Phys. 67, 776 (1999), and references therein.
- [18] V. V. Dodonov, M. A. Andreatta, Phys. Lett. A 275, 174 (2000).
- [19] F. Dalfovo, S. Giorgini, L. Pitaevskii and S. Stringari, Rev. of Mod. Phys. 71, 463 (1999).

- [20] R.E. Grisenti, W. Schollkopf, J.P. Toennies, C.C. Hegerfeldt, T. Kohler, Phys. Rev. Lett. 83, 1755 (1999).
- [21] L.D. Landau and E.M. Lifschitz, /s/Quantum mechanics, Pergamon, London, 1965, p. 79.
- [22] D.M. Greenberger, Am. Jour. of Phys. 48, 256 (1980).
- [23] M. Wadati, Jour. Phys. Soc. Japan, 68, 2543 (1999).
- [24] G. Vande-griff, Am. Jour. of Phys. 68, 576 (2000).
- [25] O. Vallee, Am. Jour of Phys., 68, 672 (2000).
- [26] M. Abramowitz and I.A. Stegun (eds.), Handbook of Mathematical Functions, Dover, NY (1972), section 10.4.
- [27] H.M. Wiseman, Phys. Rev. A 56, 2068 (1997); 57, 674 (1998).
- [28] R.J. Ballagh, C.M. Savage, Mod. Phys. Lett. B 14, supplement S, 153 (2000), arXiv cond-mat/0008070.