

Discrimination between non perfectly known states

Miroslav Jezek

Department of Optics, Palacky University, 17. listopadu 50, 772 00 Olomouc, Czech Republic
(Dated: May 21, 2019)

Discrimination task is treated in case of only partial prior information from measurements of unknown states. Construction of optimal discrimination device and estimation of unknown states is performed simultaneously.

I. INTRODUCTION

Non-orthogonality as a pure quantum mechanical phenomenon poses a fundamental obstacle to quantum states distinguishability. It represents the ultimate limit of many quantum information protocols, since discrimination between states is their important part.

Historically, the first study of states distinguishability was based on von Neumann measurement [1] and it determined the error rate bound of two pure states discrimination. The general Bayesian approach to decision between mixed states with non equal prior probability based on cost function minimization and generic positive operator valued measurement (POVM) was developed by Helstrom [2]. In 1987 Ivanovic published different model of two linear independent pure states discrimination without errors but with possible inconclusive result [3]. Subsequently, the minimal probability of inconclusive result was obtained by Dieks and Peres [4, 5] as an overlap between the states being distinguished.

The above mentioned methods are based on linear success rate functional subject to discrimination POVM. Another approach can be established on non-linear functional, for example Shannon entropy or relative entropy respectively [6, 7]. Using this theoretical information framework discrimination improvement can be demonstrated in the case of collective measurement on several available state copies in contrast to the separate measurement case [6, 8]. However, different result is obtained for methods based on Bayes cost. If information from one measurement is applied to improve experimental device used in next measurement, it can be shown that Bayes cost for separate sequential measurements of the individual states is the same as that of single collective measurement [9].

Recently discrimination techniques have been frequently studied and analytical expressions for optimal POVMs for many quantum decision problems have been derived [10, 11, 12, 13, 14, 15, 16, 17, 18]. Several devices have been realized experimentally [19, 20, 21, 22].

So far distinguishability has been studied in case of maximal information on the states to be distinguished. One or more copies of the state used for discrimination are chosen from explicitly known and thus in finitely large ensembles. The goal of this paper is to develop discrimination technique applicable to case of finite ensembles when one copy of the state used for discrimination [33] is chosen from non perfectly known states specified only by

finite noisy data from prior measurement. Let us imagine that we have various data obtained in former measurements of two quantum mechanical sources. Now we can ask what states are approximately produced by these sources and what is the optimal device to distinguish between them. Presented method can actually answer this question without any other experimental observation, only by the available data processing.

The article is organized as follows. Standard discrimination technique is summarized in section II. Novel method of prior data manipulation for simultaneous unknown states estimation and optimal discrimination POVM design is proposed in section III. We give examples of the method in section IV. Section V concludes the article with a short summary.

II. STANDARD APPROACH

Let us consider the following game. Somebody chooses in secret one from the set of two known quantum states $|A\rangle; |B\rangle$ and we must decide which state was chosen using generic POVM measurement. For simplicity, but without loss of generality, we consider the same probability for each of both choices. Natural measure of our failure in this game is average error rate $ER = (N_{AB} + N_{BA})/2N$ where N is the number of trials, N_{AB} is the number of our wrong decisions for state $|A\rangle$ subject to choosing state $|B\rangle$ and N_{BA} is the number of our wrong decisions for state $|B\rangle$ subject to choosing state $|A\rangle$. Nonorthogonality of states implies ultimate lower limit of error rate, the so called Helstrom bound [2],

$$ER \geq \frac{1}{2} (1 - \sqrt{1 - 4|\langle A|B\rangle|^2}) \quad (1)$$

Measuring device $\mathcal{A}; \mathcal{B}$ for optimal discrimination between two mixed states $\rho_A; \rho_B$ minimizes the error rate $\text{Tr}[\rho_A \mathcal{B}] + \text{Tr}[\rho_B \mathcal{A}]$ subject to the constraint $\mathcal{A} + \mathcal{B} = \mathbb{1}$ or equivalently maximizes linear functional

$$E = \text{Tr}[\rho_A \mathcal{A}] + \text{Tr}[\rho_B \mathcal{B}] - \text{Tr}[(\rho_A + \rho_B)]: \quad (2)$$

Variation of (2), subject to positivity of operators \mathcal{A}, \mathcal{B} , gives extremal equations for optimal POVM and for Lagrange operator multiplier λ ,

$$\rho_A \mathcal{A} = \lambda \mathcal{A}; \quad \rho_B \mathcal{B} = \lambda \mathcal{B}; \quad \rho_A \mathcal{A} + \rho_B \mathcal{B} = \lambda \mathbb{1} \quad (3)$$

or the equivalent set of conditions [2],

$$\begin{matrix} A & 0; & B & 0; \\ A & A + B & B & = \end{matrix} : \quad (4)$$

For example, solving extremal equations (3) or (4) respectively for two known pure qubit states $j_{A,B} = \cos j + z i \sin j$ or corresponding mixed states parametrized by $2 \in [0; 4]$ and $d \in [0; 1]$,

$$A_{jB} = \begin{matrix} \cos^2 & d \cos \sin \\ d \cos \sin & \sin^2 \end{matrix} ; \quad (5)$$

yields the optimal POVM and ultimate error rate,

$$A_{jB} = \frac{1}{2} \begin{matrix} 1 & 1 \\ 1 & 1 \end{matrix} = j \otimes |h\rangle\langle h| \quad (6)$$

$$ER = \frac{1}{2} (1 - d \sin 2) : \quad (7)$$

In the previous example the maximal prior information about states has been used. But in real experiment we work only with finite ensemble of discriminated states having real data f_{Ak}, f_{Bk} from finite number of states observations. These prior frequencies tend towards theoretical probabilities $p_{A,Bk} = \text{Tr}[A_{jB} k]$ in finite ensembles limit. Prior observations k can be tomographically complete or incomplete, can be projectors or generic POVM measurement. The most simple and straightforward solution of the modified discrimination game is obvious. We can estimate states A, B from data f_{Ak}, f_{Bk} and consequently solve the equations (3,4) in order to obtain the optimal discrimination device. Unfortunately, succession of these two steps does not represent the optimal strategy. If data are not sufficient for states reconstruction the deviations can be propagated to discrimination step. Other problem arises from analytical solution of the extremal equations derived from unsightly states obtained as a result of some numerical state reconstruction technique [23, 24, 25, 26, 27, 28, 29].

III. DISCRIMINATION FROM PARTIAL INFORMATION

Let us start with finite ensembles of unknown identically prepared mixed states $i, i = 1; \dots; I$. We observe some states from these ensembles by prior POVM $k, k = 1; \dots; K$, and obtain prior data $f_{ik}, \sum_k f_{ik} = 1$, sampling true probabilities

$$p_{ik} = \text{Tr}[i k] : \quad (8)$$

The rest of the states we examine in virtual sense by designed discrimination POVM $j, j = 1; \dots; J$. If we actually did this we would obtain frequencies $F_{ij}, \sum_j F_{ij} = 1$, that sample probabilities

$$P_{ij} = \text{Tr}[i j] : \quad (9)$$

For simplicity, we consider the same number of states and designed POVM elements [34], $I = J$. For optimal

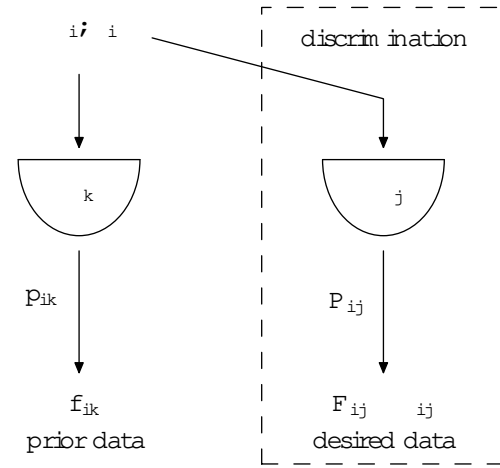


FIG. 1: Scheme of the experimental setup used for simultaneous measurement of quantum mechanical states and for design of optimal discrimination device.

POVM the sum of diagonal frequencies $\sum_i P_{ii} F_{ii}$ should be maximal whereas error rate $\sum_{ij} F_{ij} \sum_i F_{ii}$ should be minimal. Thus the desired discrimination device could yield data F_{ij} as close to Kronecker's delta δ_{ij} as possible. Measurement scheme is plotted in Fig. 1.

Presented method is based on extremization of some functional $F[f_{ik}; F_{ij}; p_{ik}(i); P_{ij}(i; j)]$ that measures distance between data and probabilities. This functional must be maximal for states i which produce prior probabilities p_{ik} closest to prior data f_{ik} and simultaneously it must be maximal for states i and POVM j which produce probabilities P_{ij} closest to the desired data $F_{ij} = \delta_{ij}$.

There are many of convex and additive measures of probability distributions distance. We choose the one that provides the most simple extremal equations [35]. This is log likelihood measure [36],

$$F[i; j] = \sum_{ij} \delta_{ij} \ln P_{ij} + \sum_{ik} f_{ik} \ln p_{ik} \quad (10)$$

Lagrange multipliers λ_i and μ_j guarantee trace normalization of states and preserve resolution of identity for discrimination POVM respectively.

Unknown states and designed device which maximize functional (10) are solutions of extremal equations

$$\sum_i \lambda_i R_{ii} R_{ii} = \lambda_i; \quad \sum_j \mu_j S_{jj} S_{jj} = \mu_j; \quad (11)$$

where

$$R_{ii} = \frac{1}{P_{ii}} i + \sum_k \frac{f_{ik}}{P_{ik}} k; \quad S_{jj} = \frac{1}{P_{jj}} j; \quad (12)$$

and

$$i = (\text{Tr}[R_{ii} R_{ii}])^{\frac{1}{2}}; \quad = \sum_j S_{jj} S_{jj}^{\frac{1}{2}} : \quad (13)$$

Operator is positive definite and α_i are positive numbers. Set of nonlinear equations (11-13) can be solved by means of repeated iterations,

$$\begin{aligned} \left(\alpha_i^{(n)} \right)^2 R_i^{(n)} R_i^{(n)} &= \alpha_i^{(n+1)}; \\ \left(\alpha_i^{(n)} \right)^{-1} S_j^{(n)} S_j^{(n)} &= \alpha_j^{(n+1)}; \end{aligned} \quad (14)$$

Due to the convexity of log likelihood functional these equations have only one global maximum. As initial iterations we can choose incoherent ones for states and $\alpha_j^{(0)} = \frac{1}{J} \mathbb{1}$ for POVM elements.

Let us note that for mixed true states the estimated states are deviated towards pure ones due to simultaneous construction of discrimination device. For discrimination only directions of states are important and pure states can be discriminate better than mixed ones. Roughly speaking, proposed method constructs the discrimination device optimal in sense of maximum likelihood and simultaneously reconstructs rays corresponding to the unknown states.

IV. EXAMPLES

Here we illustrate our procedure on discrimination between two qubit states, such as two spin states of the electron or two polarization states of photon. We have carried out numerical simulation of the prior measurements and we have subsequently estimated the states and determined the optimal POVM via iterative solution of the extremal equations (11-13). In our simulations we assume the class of states (5) and study the dependence of the error rate on varying angle α that controls the overlap between the two discriminated states.

In the first example we consider two symmetrical mixed states (5) with $d = 0.9$ partially known through projective measurement in x and y directions, each made on finite ensemble of $N = 1000$ states. This type of observation, $f_x; x; y; y$, is tomographically incomplete and thus not sufficient for mixed state estimation. Nevertheless, it yields some information on states and discrimination with success rate higher than 50% is possible, see Fig. 2.

In the second example we discriminate between pure state $A = |j_A\rangle\langle j_A|$ with $d = 1$ and mixed state B (5) with $d = 3/4$, having data from tomographically complete observation $f_x; x; y; y; z; z$. Projective measurement in each direction is made on ensemble of only $N = 10$ states, see Fig. 3. In case of infinite ensemble the prior data f_{ijk} reach the theoretical probabilities p_{ijk} and error rate reaches its bound, $ER = \frac{1}{2}(1 - \frac{1+d}{2} \sin 2\alpha) = \frac{1}{2}(1 - \frac{7}{8} \sin 2\alpha)$; which is shown in Fig. 3 by solid line.

V. CONCLUSION

Simultaneous quantum states reconstruction and optimal quantum discrimination apparatus construction have

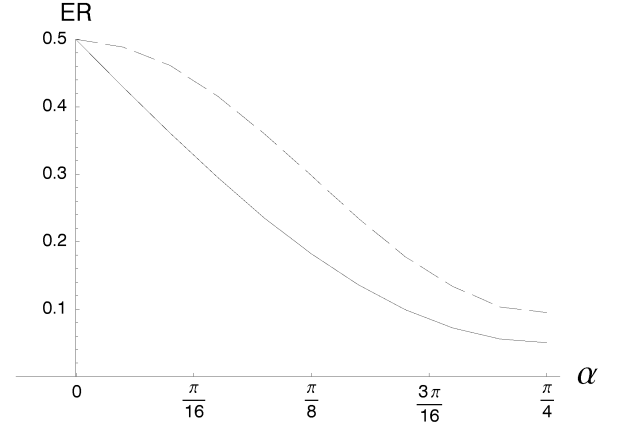


FIG. 2: Error rate attained in case of discrimination between two symmetrical mixed states using partial prior information from tomographically incomplete measurement (dashed), see text. Prior data fluctuate around their theoretical values with standard deviation $p(1-p) = \frac{1}{N}$; $N = 1000$. Error rate is limited by Helstrom bound (solid).

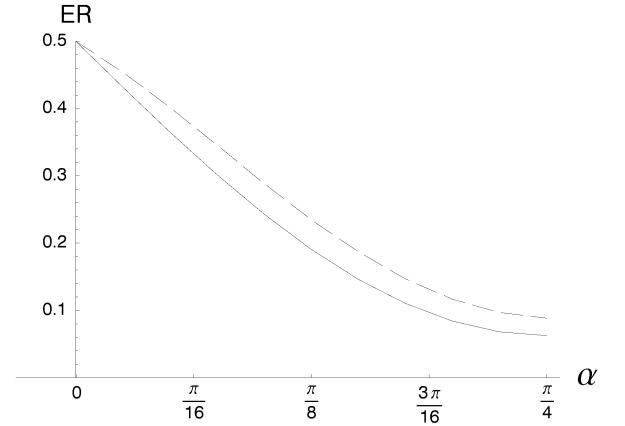


FIG. 3: Error rate attained in case of discrimination between pure and mixed state using partial prior information from tomographically complete measurement (dashed), see text. Prior data fluctuate around their theoretical values with standard deviation $p(1-p) = \frac{1}{N}$; $N = 10$. Error rate is limited by Helstrom bound (solid).

been presented. Generic POVM observations on finite state ensembles provide the only prior information used for discrimination between these ensembles. The system of extremal equations (11-13) fully determines unknown states and POVM optimal to their discrimination. These nonlinear operator equations can be solved by means of repeated iterations. For finite state ensembles the Helstrom bound represents lower limit of achievable error rate. For tomographically complete prior data the error rate can be very close to this bound even if the prior measurements are carried out on a small ensembles of states.

Acknowledgments

This work was supported by Grant LN00A015 and by Research Project CEZ: J14/98: 153100009 "Wave and particle optics" of the Czech Ministry of Education.

The author would like to thank Radim Filip, Jaromír Fířásek, Zdeněk Hradil and Jaroslav Reháček for very helpful discussions and Computer Science Department of Palacký University for computer time.

mailto:jezek@optics.upol.cz

-
- [1] J. von Neumann, *Mathematical Foundations of Quantum Mechanics* (Princeton Univ. Press, Princeton, 1955).
 - [2] C. W. Helstrom, *Quantum Detection and Estimation Theory* (Academic Press, New York, 1976).
 - [3] I. D. Ivanovic, *Phys. Lett. A* **123**, 257 (1987).
 - [4] D. Dieks, *Phys. Lett. A* **126**, 303 (1988).
 - [5] A. Peres, *Phys. Lett. A* **128**, 19 (1988).
 - [6] A. Peres and W. K. Wootters, *Phys. Rev. Lett.* **66**, 1119 (1991).
 - [7] V. Vedral, M. B. Plenio, K. Jacobs, and P. L. Knight, *Phys. Rev. A* **56**, 4452 (1997).
 - [8] S. Massar and S. Popescu, *Phys. Rev. Lett.* **74**, 1259 (1995).
 - [9] D. Brody and B. Meister, *Phys. Rev. Lett.* **76**, 1 (1996).
 - [10] A. Chees and S. M. Barnett, *J. Mod. Opt.* **45**, 1295 (1998).
 - [11] A. Chees, *Phys. Lett. A* **239**, 339 (1998).
 - [12] A. Chees and S. M. Barnett, *Phys. Lett. A* **250**, 223 (1998).
 - [13] L. S. Phillips, S. M. Barnett, and D. T. Pegg, *Phys. Rev. A* **58**, 3259 (1998).
 - [14] S. Zhang, Y. Feng, X. Sun, and M. Ying, *Phys. Rev. A* **64**, 062103 (2001).
 - [15] S. M. Barnett, *Phys. Rev. A* **64**, 030303(R) (2001).
 - [16] A. Chees, *Phys. Rev. A* **64**, 062305 (2001).
 - [17] J. W.algate, A. J. Short, L. Hardy, and V. Vedral, *Phys. Rev. Lett.* **85**, 4972 (2000).
 - [18] S. Vimalani, M. F. Sacchi, M. B. Plenio, and D. Markham, *Phys. Lett. A* **288**, 62 (2001).
 - [19] B. Huttner, A. Muller, J. D. Gautier, H. Zbinden, and N. Gisin, *Phys. Rev. A* **54**, 3783 (1996).
 - [20] S. M. Barnett and E. Riis, *J. Mod. Opt.* **44**, 1061 (1997).
 - [21] R. B. M. Clarke, A. Chees, S. M. Barnett, and E. Riis, *Phys. Rev. A* **63**, 040305(R) (2001).
 - [22] R. B. M. Clarke, V. M. Kendon, A. Chees, S. M. Barnett, E. Riis, and M. Sasaki, *Phys. Rev. A* **64**, 012303 (2001).
 - [23] K. Vogel and H. Risken, *Phys. Rev. A* **40**, 2847 (1989).
 - [24] D. T. Smith, M. Beck, M. G. Raymer, and A. Faridani, *Phys. Rev. Lett.* **70**, 1244 (1993).
 - [25] C. Kurtsiefer, T. Pfau, and J. Mlynek, *Nature* **386**, 150 (1997).
 - [26] U. Leonhardt, *Measuring the Quantum State of Light* (Cambridge University Press, 1997).
 - [27] Z. Hradil, *Phys. Rev. A* **55**, R1561 (1997).
 - [28] K. Banaszek, G. M. D'Ariano, M. G. A. Paris, and M. F. Sacchi, *Phys. Rev. A* **61**, 10304(R) (2000).
 - [29] J. Reháček, Z. Hradil, and M. Jezek, *Phys. Rev. A* **63**, 040303(R) (2001).
 - [30] Z. Hradil and J. Summhammer, *J. Phys. A: Math. Gen.* **33**, 7607 (2000).
 - [31] C. R. Rao, *Linear Statistical Inference and Its Applications* (John Wiley, New York, 2nd ed. 1973), 1st ed. 1965.
 - [32] K. R. W. Jones, *Phys. Rev. A* **50**, 3682 (1994).
 - [33] Generalization of collective measurement is straightforward.
 - [34] In case of more POVM elements than discriminated states the proposed method generalizes the Ivanovic-Dieks(Peres discrimination scheme or combination of both methods, not the pure Helstrom scheme).
 - [35] For example, in case of least squares functional the first terms at right hand sides of equations (12) are complex sums in contrast to simple terms in case of log likelihood functional.
 - [36] Log likelihood as a measure of distance between quantum mechanical objects and real data has unique properties from physical point of view [30] as well as from mathematical point of view [31]. There is also tight connection between maximum likelihood inference and Bayesian approach with uniform priors [32].