

"Spectral Implementation" for creating pseudo-pure states and a three-qubit Bernstein-Vazirani's algorithm in NMR

Xinhua Peng¹, Xiwu Zhu¹, Xining Fang^{2,1}, Mang Feng¹, Maili Liu¹, and Keli Gao¹

¹Laboratory of Magnetic Resonance and Molecular Physics, Wuhan

Institute of Physics and Mathematics, The Chinese Academy of Sciences,

Wuhan, 430071, People's Republic of China

²Department of Physics, Hunan Normal University, Changsha, 410081,

People's Republic of China

Abstract

Based on "spectral implementation" proposed by Madi et al. (J. Chem. Phys. 109, 10603, 1998), we have experimentally realized a pseudo-pure state by the line-selective excitation and a three-qubit Bernstein-Vazirani's algorithm using a carbon-13 aniline sample in NMR. The superiority of quantum computation to classical counterpart is well displayed.

PACS numbers: 03.67.Lx, 03.67.-a, 02.70.-c, 89.70.+c

Typeset using REVTeX

Corresponding author. E-mail: xwzhu@wipm.whnc.ac.cn; Fax: 0086-27-87885291.

I. INTRODUCTION

Quantum processors have the ability to operate simultaneously on the superpositions of the quantum states and to exploit the resulting interference effects for computation, communication and information storage [1,4], which distinguishes from classical ones. Therefore, many quantum algorithms are proved to be faster than the best classical algorithm, for example, the exponential speedup of Shor's quantum factoring algorithm [5]. An important class of quantum algorithms to solve the problem of analyzing the contents of a "black box", which performs a priori unknown unitary transformation, have a "relative" exponential speedup [6], including Deutsch's algorithm [7], Deutsch-Jozsa algorithm [8], Simon's algorithm [9] and Bernstein-Vazirana algorithm [10]. Many quantum algorithms have experimentally been demonstrated by NMR, including the recently implemented Shor's algorithm [11].

Many different techniques of liquid state NMR spectroscopy are employed to explore physical implementations of quantum information processing. Madi et al. [12] proposed "spectral implementation of a quantum computer", which allows a mapping of the states of a quantum computer on a set of transitions between energy levels by introducing an additional observer spin, that is coupled to the spins carrying the quantum bits. The result of the computation can directly be read out from signs and amplitudes of the various multiplet components in the spectrum of the observer spin.

In this paper, exploiting a simple scheme presented by Madi et al. [12], we have experimentally prepared a three-qubit pseudo-pure state using a four-spin sample with an observer spin in NMR by line-selective excitation technique. Further, we demonstrated a three-qubit quantum algorithm to solve Bernstein-Vazirana's problem on such a NMR quantum computer.

II. THE PREPARATION OF THE PSEUDO-PURE STATE

Several methods have been proposed and implemented for preparing pseudo-pure states in NMR, including spatial averaging [13,15], temporal averaging [16,17] and logical labeling [18,20]. A method for preparing spatially averaged pseudo-pure states, based on "spectral implementation", was put forward by Madi et al. [12]. With the introduction of an additional observer spin I_0 , quantum computer states are assigned to individual spectral resonance lines of the observer spin I_0 , as illustrated in Fig. 2a, and the pulse scheme is given in Fig. 1. This is spectroscopically favorable compared to a mapping on the energy levels themselves.

For an $(n+1)$ -spin system $I_0; I_1; I_2; \dots; I_n$, in which spin I_0 is chosen as the observer spin and spins $I_1; I_2; \dots; I_n$ are the quantum bits of a quantum computer. The density matrix in thermal equilibrium can be written as:

$$\rho_{eq} = \frac{1}{2^{n+1}} \sum_{i=0}^{2^{n+1}-1} I_{iz}; \quad (1)$$

After applying $\pi/2$ pulses to spins $I_1; I_2; \dots; I_n$, and a magnetic field gradient pulse, the density matrix is then given by

$$\rho_a = I_{0z} = I_{0z} I_1 I_2 \dots I_n + I_1 I_2 \dots I_n + \dots + I_1 I_2 \dots I_n; \quad (2)$$

where $I_i = \frac{1}{2} + I_{iz}; I_i = \frac{1}{2} - I_{iz};$ and $I_i + I_i = E_i$ (the 2×2 unit matrix). Applying a line-selective ($\pi/2$)_y pulse to the transition of spin I_0 corresponding to the $I_1 I_2 \dots I_n$ state and a spin-selective ($\pi/2$)_y pulse to spin I_0 , one can obtain

$$\rho_b = I_{0z} I_1 I_2 \dots I_n + I_{0x} I_1 I_2 \dots I_n + \dots + I_1 I_2 \dots I_n; \quad (3)$$

This leads to all transitions of spin I_0 are excited into the transverse magnetization except for one transition corresponding to the $I_1 I_2 \dots I_n$ state. Subsequent application of a pulsed field gradient leads to the state

$$\rho_{eff} = I_{0z} I_1 I_2 \dots I_n; \quad (4)$$

Thus the pseudo-pure state $I_1 I_2 \cdots I_n$ was prepared. Any pseudo-pure states can be analogously obtained with a judicious choice of line-selective pulse.

The experiment for a 3-qubit pseudo-pure state was demonstrated by liquid-state NMR using the carbon-13 labeled alanine $\text{NH}_3^+ - \text{CH} - (\text{CH}_2) - \text{C}^0\text{O}_2$ dissolved in D_2O on a Bruker ARX 500 spectrometer. The measured NMR parameters are listed in Table 1. C was chosen as the observer spin I_0 due to resolved scalar J couplings to all other spins and C^0 ; C and H being joined directly with C as Spin 1 (I_1), 2 (I_2) and 3 (I_3), respectively. The methylic hydrogen nuclei were decoupled using the continuous wave (CW) mode. The line-selective $\pi/2$ pulse on one of the transitions I_0 was Gaussian in shape and of 80 ms duration. The steps for creating the spin labeling pseudo-pure state $I_{0z}I_1I_2I_3$; and the corresponding experimental spectra were shown in Fig. 2. Only one transition of spin I_0 corresponding to $I_1I_2I_3$ is retained, indicating the successful preparation of the pseudo-pure state. The signal intensity was reduced by 80% due to the imperfections of experiments and decoherence. The sources of experimental errors are mainly inhomogeneity of RF fields and static magnetic fields, the imperfections of rf pulses and spin- and line-selective excitations, and decoherence effects.

III. NMR IMPLEMENTATION OF BERNSTEIN-VAZIRANI'S ALGORITHM

Bernstein-Vazirani's problem [10] can be expressed as follows: Suppose that a black box computes a function $f: \{0,1\}^n \rightarrow \{0,1\}$; where $f_a(x) = a \cdot x = (a_1 \cdot x_1) \oplus (a_2 \cdot x_2) \oplus \cdots \oplus (a_n \cdot x_n)$; and $a \in \{0,1\}^n$; a_i, x_i are the i th qubits of a, x , and consider the goal of determining a . The black box can be established by a unitary operation U_f :

$$U_f : |x\rangle|y\rangle \rightarrow |x\rangle|y \oplus f(x)\rangle \quad (5)$$

Classically, it requires at least n queries of the black box to determine the value of a . However, by running the quantum network, only a single query is needed [10,21,22]. Though the classical problem is not hard, the advantages of quantum algorithm over classical one

have been revealed. The quantum circuit [21] that solves the problem is shown in Fig. 3.

The whole procedure can be described as:

$$\begin{aligned}
 & \mathcal{U}^n \left(\frac{\mathcal{U}_i \mathcal{U}_i}{2} \right)^{\frac{1}{2^n}}_{x=0}^{2^p-1} |x\rangle \left(\frac{\mathcal{U}_i \mathcal{U}_i}{2} \right)^{\frac{1}{2^n}}_{x=0}^{2^p-1} \\
 & \left(\frac{1}{2^n} \right)^{\frac{1}{2^p-1}}_{x=0}^{2^p-1} (1)^{a \cdot x} |x\rangle \left(\frac{\mathcal{U}_i \mathcal{U}_i}{2} \right)^{\frac{1}{2^n}}_{x=0}^{2^p-1} \\
 & \left(\frac{1}{2^n} \right)^{\frac{1}{2^p-1}}_{x=y=0}^{2^p-1} (1)^{x \cdot (a \cdot y)} |y\rangle \left(\frac{\mathcal{U}_i \mathcal{U}_i}{2} \right)^{\frac{1}{2^n}}_{x=y=0}^{2^p-1} \\
 & |a\rangle \left(\frac{\mathcal{U}_i \mathcal{U}_i}{2} \right)^{\frac{1}{2^n}}_{x=y=0}^{2^p-1} :
 \end{aligned} \tag{6}$$

We measure the n -qubit register and yields the value of a with probability one. It can be seen from Eq. (6) that, the second register is only used to change the phase of the state $|x\rangle$ according to the parity of the function $f_a = a \cdot x$ when querying the black box, and not change itself before and after the computation. Thus, when designing the transformation of the black box, we change the $n+1$ qubits unitary transformation U_f into the n qubits unitary transformation U_a [23] to make

$$U_a : |x\rangle \rightarrow (1)^{a \cdot x} |x\rangle \tag{7}$$

U_a can be decomposed as $U_a = U^1 U^2$ where $U^i = \begin{matrix} I; & a_i = 0 \\ Z & a_i = 1 \end{matrix}$; $I = \begin{pmatrix} 1 & 0 \\ 0 & 1 \end{pmatrix}$; no pulse; $Z = \begin{pmatrix} 1 & 0 \\ 0 & -1 \end{pmatrix}$, realized by the pulse $Z(\pi) = Y(\frac{\pi}{2}) X(\pi) Y(\frac{\pi}{2})$

[24,25]. The Hadamard gate H can be realized by the NMR pulse sequence $X(\pi) Y(\frac{\pi}{2})$ or $Y(\frac{\pi}{2}) X(\pi)$: Applying the reduced pulse sequence to the pseudo-pure state prepared above, the experimental results of the algorithm are shown in Fig. 4, which are consistent with the theoretical predictions. Detection of all states are achieved by a spin-selective $(-2)_y^0$ pulse, following by acquisition and Fourier transformation of the signal [25].

IV. CONCLUSION

In summary, we have experimentally implemented a method of preparing pseudo-pure states by spin- and line-selective pulses in NMR based on "spectral implementation" [12].

The simple scheme can straightforwardly applied to any number of qubits without any increase in number of pulses or delays, which still needs only one $\pi/2$ pulse on the computational spins, one line-selective $\pi/2$ pulse and two gradient pulses. Unlike other methods, the scalar coupling evolution periods are not used in the method so that decoherence can well be controlled. But it is demanding for the sample choice. Moreover, the 3-qubit Bernstein-Vazirani's algorithm have experimentally demonstrated on the pseudo-pure state. The observer spin I_0 serves for creating the pseudo-pure state and detection but it is not directly involved in the quantum computation. From the spectrum of the observer spin I_0 , the result of the computation can easily be obtained in a single reading-out pulse. Compared with the tomography, which requires 3^n reading-out pulses for a n -qubit system, the advantages of the "spectral implementation" are obvious. This provides a convenient way to measure the qubits efficiently and reliably for many-qubit quantum computer.

ACKNOWLEDGMENTS

We thank Xiaodong Yang, Hanzeng Yuan, and Xu Zhang for help in the course of experiments.

REFERENCES

- [1] C . H . Bennett and D . P . D i Vincenzo, *Nature* 377, 389 (1998).
- [2] C . H . Bennett and P . W . Shor, *IEEE Trans. Inf. Theory* 44, 2724 (1998).
- [3] D . P . D i Vincenzo, *Science* 270, 255 (1995).
- [4] Nielsen, M . A . & Chuang, I. L. *Quantum Computation and Quantum Information* (Cambridge Univ. Press, Cambridge, 2000).
- [5] P Shor, Algorithms for quantum computation: discrete logarithms and factoring. *proc. 35th Annu. Sym p. on Found. of Computer Science*, (IEEE com p. Soc. Press, Los Alam itos, CA . 1994) 124-134.
- [6] J. Preskill, <http://www.theory.caltech.edu/~preskill/ph229>.
- [7] D . Deutsch, *Proc. R . Soc. Lond. A* 400, 97 (1985).
- [8] D . Deutsch and R . Jozsa, *Proc. R . Soc. Lond. A* 439, 553 (1992).
- [9] D . Simon, 1994 *Proc. of 35th Annual Symposium on the Foundations of Computer Science*, p. 116. Los Alam itos, CA : IEEE Computer Society. (Extended abstract. Full version in 1997 *SIAM J. Comput.* 26.)
- [10] E . Bernstein and U . Vazirani, *Proc. 25th Ann. ACM Sym p. on the Theory of Computer* p. 11-20. New York; AM Press, (1993).
- [11] L . M . K . Vandersypen, M . Ste en, G . Breyta, C . S . Yannoni, M . H . Sherwood and I. L . Chuang, *Nature* 414 (2001) 883.
- [12] Z . L . M adi, R . Bruschweiler and R . R . Ernst, *J. Chem . Phys.* 109, 10603 (1998).
- [13] D . G . Cory, A . F . Fahmy and T . F . Havel, *Proc. Natl. Acad. Sci. USA* 94, 1634 (1997).
- [14] D . G . Cory, M . D . Price and T . F . Havel, *Physica D* 120, 82 (1998).

- [15] X . Peng, X . Zhu, X . Fang, M . Feng, K . Gao, X . Yang and M . Liu, Chem . Phys. Lett. 340, 509 (2001).
- [16] E . Knill, I . Chuang and R . Laamme, Phys. Rev. A 57, 3348 (1998).
- [17] L . M . K . Vandersypen, M . Steen, G . Breyta, C . S . Yannoni, R . Cleve and I . L . Chuang, Phys. Rev. Lett. 85, 5452 (2000).
- [18] N . A . Gershenfeld and I . L . Chuang, Science 275, 350 (1997).
- [19] I . L . Chuang, N . Gershenfeld, M . G . Kubinec and D . W . Leung, Proc. R . Soc. London, Ser. A 454, 447 (1998).
- [20] J . Kim, J . S . Lee and S . Lee, Phys. Rev. A 61, 032312 (2000).
- [21] R . Cleve, A . Ekert, C . Macchiavello and M . Mosca, Proc. R . Soc. Lond. A 454, 339-354, (1998).
- [22] David . A . Meyer, Phys. Rev. Lett. 85, 2014 (2000).
- [23] Jiangfeng Du, Mingjun Shi, Xianyi Zhou, Yangmei Fan, Bangjiao Ye, and Rongdian Han Phys. Rev. A 64, 042306 (2001).
- [24] J . A . Jones, NMR quantum computation. Prog. NMR Spectrosc. 38, 325 (2001).
- [25] R . Ernst, G . Bodenhausen and A . Wokaun, Principles of Nuclear Magnetic Resonance in One and Two Dimensions (Oxford Univ. Press, Oxford, 1990).

Table 1. Measured NMR parameters for analine dissolved in D₂O on a Bruker ARX 500 spectrometer with respect to transmitter frequencies of 500.13 MHz for ¹H and 125.77 MHz for ¹³C :

nuclei	$\nu_{\text{H}} / \text{Hz}$	$J_{\text{C}}^{\text{H}} / \text{Hz}$	$\nu_{\text{C}} / \text{Hz}$	J_{H} / Hz
¹³ C	4320	34.94	12	5.5
C	0	34.94	53.81	143.21
C	15793	12	53.81	5.1
H	1550	5.5	143.21	5.5

Figure Captions

Fig. 1 Pulse sequence for creating the pseudo-pure state based on "spectral implementation". The first $\pi/2$ pulse is applied on all the qubits I_1, I_2, \dots, I_n and the second $\pi/2$ pulse (denoted by the arc) represents the line-selective excitation on the k th transition of the observer spin I_0 . The pulse field gradient (G_z) destroys all transverse magnetization. The product forms of the density matrices at instants a and b are discussed in the text.

Fig. 2 Experimental spectra (in arbitrary units) of each step for preparing the pseudo-pure state: (a) at instant a ; (b) at instant b ; in Fig. 1. (c) for the pseudo-pure state $I_1 I_2 I_3$: (a) and (c) were obtained by a spin-selective $\pi/2$ pulse on the observer spin I_0 .

Fig. 3 Quantum circuit for Bernstein-Vazirani's algorithm. H represents the Hadamard gate. The unitary operation U_f in the dashed box represents a black box query, which can be simplified as another unitary transformation U_a in the actual experiment (see the text).

Fig. 4 Experimental spectra implementing the quantum algorithm to solve Bernstein-Vazirani's problem for: (a) $a = 000$; (b) $a = 001$; (c) $a = 010$; (d) $a = 011$; (e) $a = 100$; (f) $a = 101$; (g) $a = 110$; (h) $a = 111$:

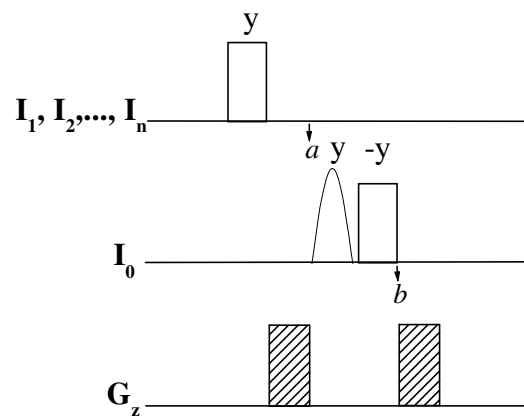


Fig. 1

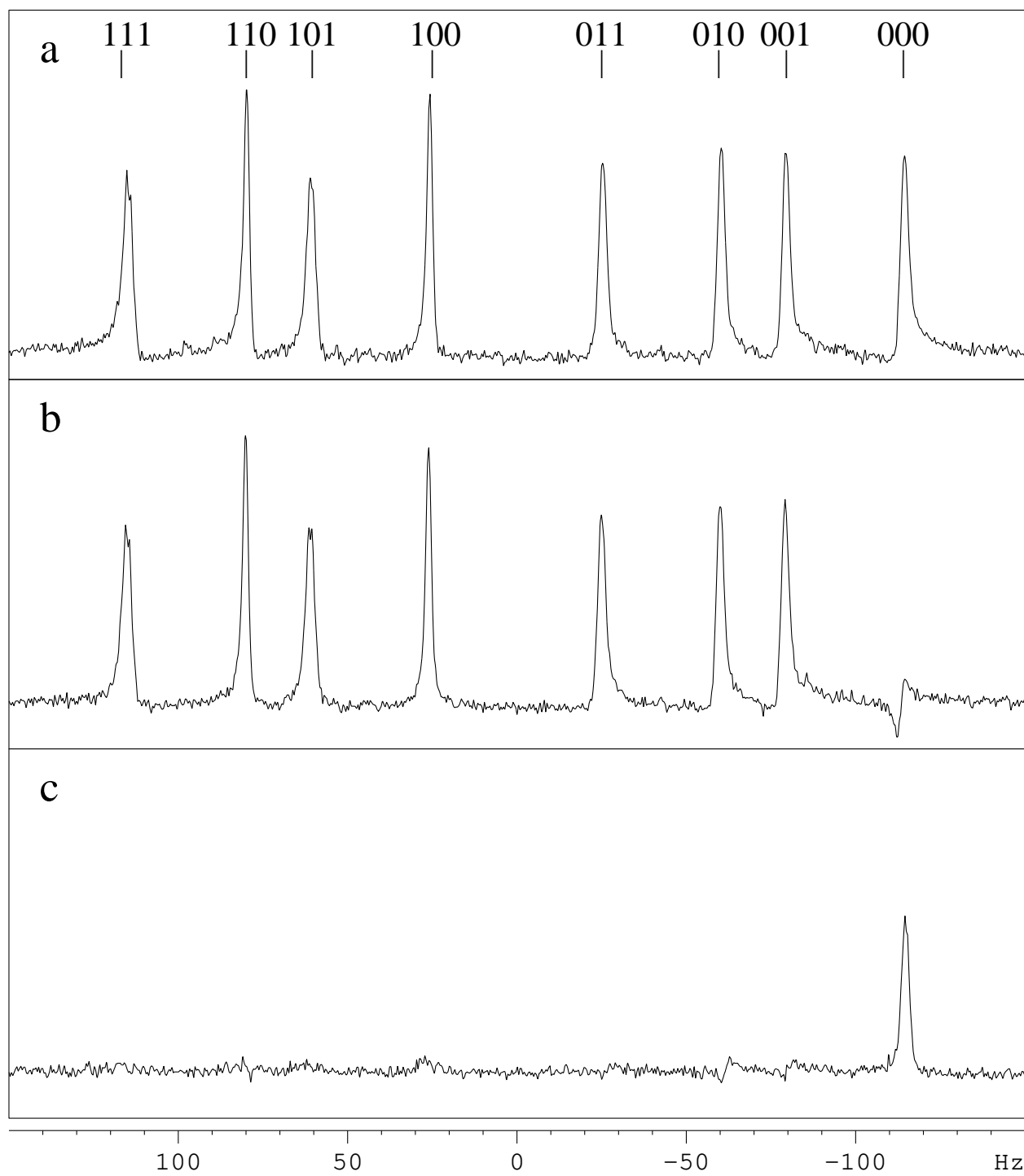


Fig. 2

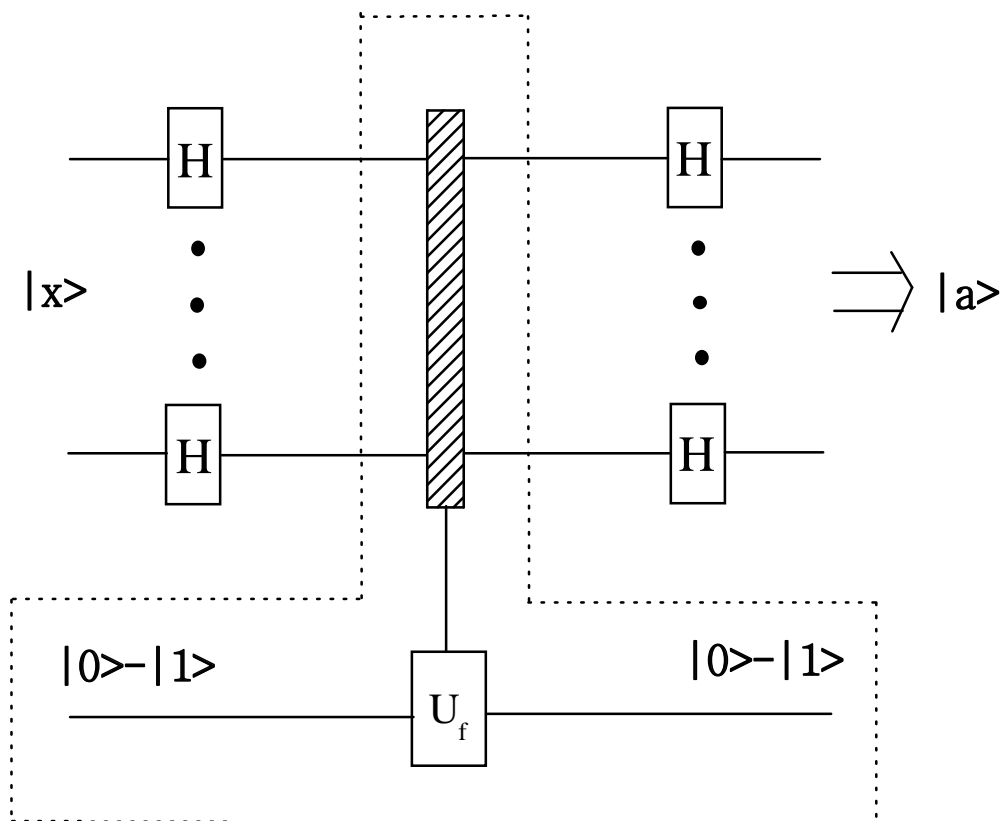


Fig. 3

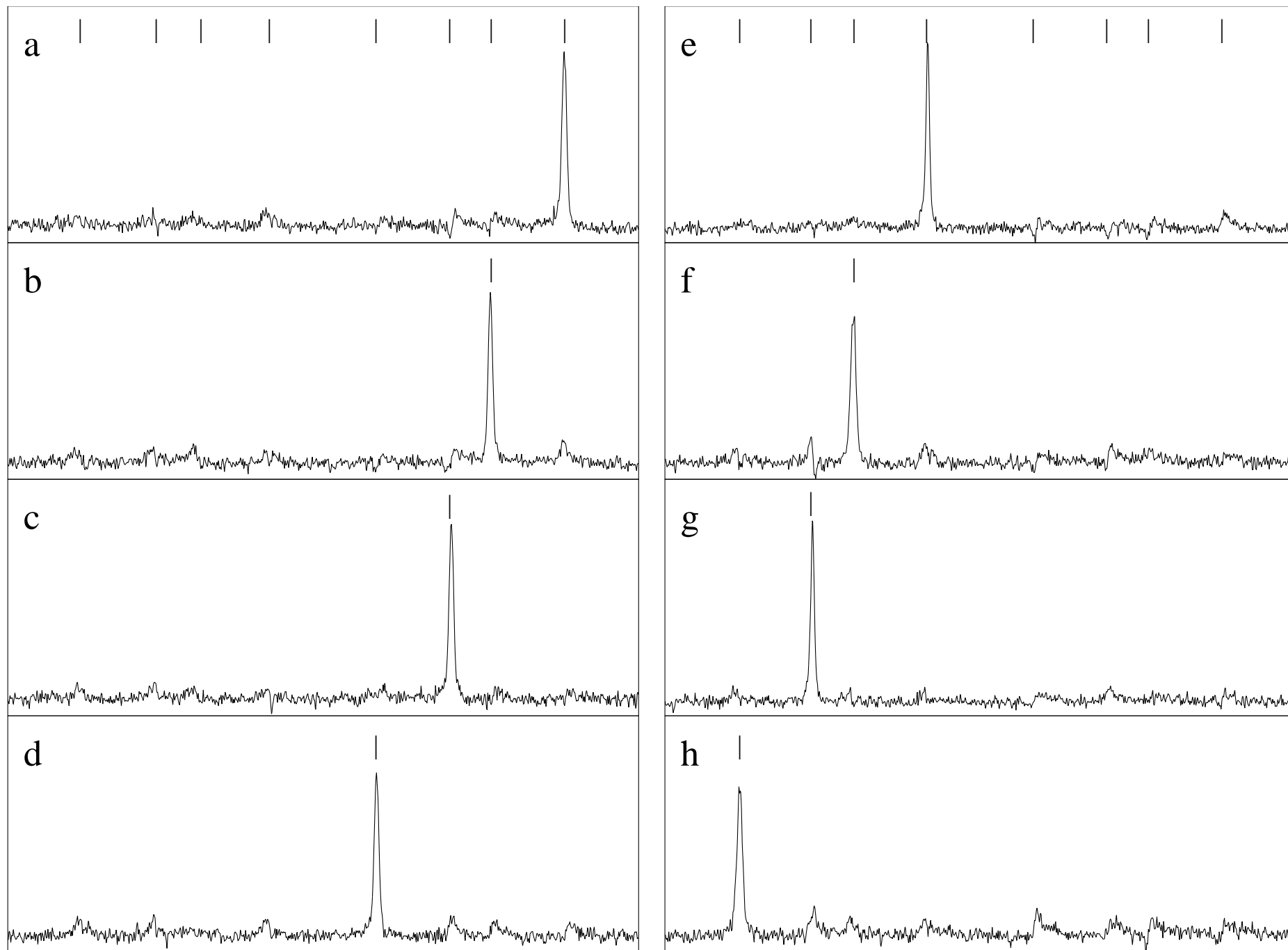


Fig.4