

Stabilizer codes can be realized as graph codes

D. Schlingemann

Institut für Mathematische Physik, TU Braunschweig,
Mendelssohnstr.3, 38106 Braunschweig, Germany.

We establish the connection between a recent new construction technique for quantum error correcting codes, based on graphs, and the so-called stabilizer codes: Each stabilizer code can be realized as a graph code and vice versa.

I. INTRODUCTION

A well known class of quantum error correcting codes is the class of stabilizer codes which have intensively been studied by several authors (e.g. [1,2]). Some efficient methods for constructing stabilizer codes have also been developed (e.g. [3–8]). One problem with these schemes is, however, that they tend to be rather subtle, and the verification of their error correcting capabilities (checking the Knill-Laflamme condition for particular types of errors [9]) often requires rather lengthy computations.

In a recent paper [10] we proposed a new, perhaps simpler way of constructing quantum error correcting codes, called graph codes, on which more direct intuitions might be built. Two basic ingredients are needed: The first is a finite abelian group whose order is the dimension of the Hilbert space describing a single elementary quantum system. For the two element group this is a “qubit”. The second ingredient of the construction is a weighted graph with two kinds of vertices, labeling the input and output systems of the code, respectively.

In the present paper we prove that each graph code is a stabilizer code and, vice versa, each stabilizer code has a representation as a graph code.

In this sense the graph code construction is just a new way of looking at an older construction. However, we believe it will still be useful, because the intuitions coming with the two ways of representing the codes may be very different. Part of the appeal of the graph code construction is that the necessary and sufficient conditions for error correction are directly “visible” from the structure of the graph. Useful symmetries for the code can be implemented by choosing graphs with large symmetry groups compatible with the error correcting capabilities. These symmetries are not necessarily the same as the natural symmetries for stabilizer codes.

The paper is organized as follows: In Section II we review the notion of a general stabilizer code. Adjusted to our purpose, we briefly describe in Section III the concept of a graph code. In comparison to [10] we use here a slightly more general point of view. We show in Section IV that every graph code, is a stabilizer code and how its stabilizer group can be derived from the graph. The converse, namely that each stabilizer code has graph code representation, is proven in Section V. Finally we give some concluding remarks in Section VI.

II. STABILIZER CODES

We begin by reviewing the notion of a general stabilizer quantum code [1,2,4,5]. For this we need to introduce some preliminary notions.

Consider a linear space G over a finite field \mathbb{F} . The dual space is denoted by G^* and for two vectors $\hat{g} \in G^*$ and $g \in G$ we write $\langle \hat{g}, g \rangle \in \mathbb{F}$ for the dual pairing.

Concerning the additive structure in \mathbb{F} , the corresponding dual group \mathbb{F}^\wedge is isomorphic to \mathbb{F} itself. We may choose one group isomorphism $\chi : \mathbb{F} \rightarrow \mathbb{F}^\wedge$ which is symmetric $\chi(a)(a') = \chi(a')(a)$. Making use of the multiplicative unit 1 in \mathbb{F} , we obtain a character $\varepsilon = \chi(1) \in \mathbb{F}^\wedge$ and the prescription

$$G^* \times G \ni (\hat{g}, g) \rightarrow \chi(\hat{g}|g) := \varepsilon(\langle \hat{g}, g \rangle) \quad (1)$$

yields a non-degenerate bicharacter on $G^* \times G$.

From the physical point of view, the group G represents a classical configuration space. Having the canonical quantization procedure in mind, the Hilbert space of the corresponding quantum system is then given by the complex linear space $L_2(G)$ of all functions on G with the scalar product

$$\langle \psi, \psi' \rangle = \int dg \overline{\psi(g)} \psi'(g) \quad (2)$$

where $\int dg(\cdot)$ is the normalized Haar measure on G , i.e. the sum over all elements in G divided by the order of G .

As far as our subsequent analysis is concerned, the Hilbert space $L_2(G)$ describes the output system, which is the target system for encoding the logical bits (or even higher level systems). In this context a general quantum code can be viewed as an isometric embedding $\mathbf{v} : \mathcal{K} \rightarrow L_2(G)$ of a Hilbert space \mathcal{K} whose dimension is strictly smaller than the order of G . The image of \mathbf{v} is called the *protected subspace*.

The error operations under consideration are generated by two kinds of natural unitary operations on $L_2(G)$, namely shift and multiplier, corresponding to bit-flip and phase errors respectively. Products and linear combinations of these operators generate the so called *Weyl algebra* over G . As basic operations, Weyl operators $\mathbf{w}(\hat{g}, g)$ are products of a shift and a multiplier, acting on functions ψ in $L_2(G)$ according to the prescription

$$(\mathbf{w}(\hat{g}, g)\psi)(g_1) = \chi(\hat{g}|g_1)\psi(g_1 - g) \quad (3)$$

where g is an element of G and \hat{g} is contained in the dual space G^* .

Suppose the error operations, which we wish to correct, are given by a linear space \mathcal{E} , spanned by a family of Weyl operators $\{\mathbf{w}(\hat{k}_j, k_j) | j \in J\}$. According to the commutation relations for Weyl operators, this linear space is invariant under the adjoining Weyl operators. More precisely, if E is some error operator, belonging to \mathcal{E} , then $\mathbf{w}(\hat{g}, g)E\mathbf{w}(\hat{g}, g)^*$ is also contained in \mathcal{E} . As a consequence, if a quantum code

$\mathbf{v}: \mathcal{K} \rightarrow L_2(G)$ corrects the errors in \mathcal{E} , then the transformed code $\mathbf{w}(\hat{g}, g)\mathbf{v}$ has the same capability. In view of this fact, we call two quantum codes *equivalent* if their corresponding protected subspaces are mapped onto each other by some Weyl operator.

Considering a linear subspace $S \subset G^* \oplus G$ we obtain an algebra $\mathfrak{A}(G|S)$ which is generated by those Weyl operators $\mathbf{w}(\hat{g}, g)$ for which the pair (\hat{g}, g) is a member of S . Assuming that S is an isotropic, i.e.

$$\langle \hat{g}_0, g_1 \rangle - \langle \hat{g}_1, g_0 \rangle = 0 \quad (4)$$

holds for all $(\hat{g}_0, g_0), (\hat{g}_1, g_1) \in S$, we are dealing with an abelian algebra represented on $L_2(G)$. This representation can be decomposed into irreducible representations (characters). Thus the Hilbert space $L_2(G)$ is a direct sum

$$L_2(G) = \bigoplus_{\zeta \in \mathfrak{A}(G|S)^\wedge} \mathcal{H}(\zeta) \quad (5)$$

where $\mathfrak{A}(G|S)^\wedge$ is the set of characters on $\mathfrak{A}(G|S)$ [12] and $\mathcal{H}(\zeta)$ is the multiplicity space, carrying the irreducible representation ζ . By $\mathbf{v}_{(\zeta, S)}$ we denote the isometric embedding of $\mathcal{H}(\zeta)$ into $L_2(G)$ which is called the *stabilizer code* associated with (ζ, S) [1,2]. The group generated by Weyl operators $\mathbf{w}(\hat{g}, g)$ with $(\hat{g}, g) \in S$ is called the *stabilizer group*.

We point out here that the equivalence class of a stabilizer code associated with (ζ, S) only depends on the isotropic subspace S . This can be seen as follows: Two characters ζ_0, ζ_1 on $\mathfrak{A}(G|S)$ are related by a vector $(\hat{k}, k) \in G^* \oplus G$ according to

$$\zeta_1(\mathbf{w}(\hat{g}, g)) = \chi(\hat{k}|g)\chi(\hat{g}|k)\zeta_0(\mathbf{w}(\hat{g}, g)) \quad (6)$$

As a consequence, the protected subspace for (ζ_0, S) is mapped onto the protected subspace for (ζ_1, S) by the Weyl operator $\mathbf{w}(-\hat{k}, k)$.

III. GRAPH CODES

For our purpose we present here a slightly more general concept for graph codes as it is described in [10]. The codes which we are going to consider here, are determined by the following objects:

- Three linear spaces H, F and G over a finite field \mathbb{F} . The dimension of H corresponds to the number of input systems, the dimension of G corresponds to the number of output systems.
- As explained later in more detail, the graph corresponds to a linear operator $\Gamma: H \oplus F \oplus G \rightarrow H^* \oplus F^* \oplus G^*$ which is symmetric, i.e. $\Gamma^* = \Gamma$ [11]. Let p_H, p_F , and p_G be the canonical projections onto H, F and G respectively. We require that Γ has the block matrix form

$$\Gamma = \begin{pmatrix} 0 & 0 & B^* \\ 0 & 0 & C^* \\ B & C & A \end{pmatrix} \quad (7)$$

with operators

$$A := p_G^* \Gamma p_G : G \rightarrow G^* \quad (8)$$

$$B := p_G^* \Gamma p_H : H \rightarrow G^* \quad (9)$$

$$C := p_G^* \Gamma p_F : F \rightarrow G^* \quad (10)$$

where B is injective.

The subsequent analysis, concerning the equivalence of graph and stabilizer codes, focuses mainly on the symmetric operator Γ , which determines the equivalence class of the code completely. In comparison to [10], we introduce here a formula for the code which is less explicit, but more suited for the following discussion.

The symmetric operator Γ yields an isotropic subspace

$$S_\Gamma = \left\{ (\Gamma v, v) \mid v \in H \oplus F \oplus G \right\} \quad (11)$$

in $H^* \oplus F^* \oplus G^* \oplus H \oplus F \oplus G$ and, by using the notions of the previous paragraph, we consider a character $\tilde{\tau}$ of the abelian algebra $\mathfrak{A}(H \oplus F \oplus G | S_\Gamma)$. The *graph code*, associated with (τ, Γ) , is the linear map $\mathbf{v}_{(\tau, \Gamma)} : L_2(H) \rightarrow L_2(G)$ defined on functions ψ by

$$(\mathbf{v}_{(\tau, \Gamma)}\psi)(h) := \sqrt{|H||F|} \int dhdf \tau(h \oplus f \oplus g) \psi(h) \quad (12)$$

where τ is the function on $H \oplus F \oplus G$ given according to the prescription

$$\tau(v) = \tilde{\tau}(\mathbf{w}(\Gamma v, v)) \quad (13)$$

with $v \in H \oplus F \oplus G$.

Note that, if the graph code $\mathbf{v}_{(\tau, \Gamma)}$ corrects $e \geq 0$ errors, then $\mathbf{v}_{(\tau, \Gamma)}$ is an isometry.

By a similar argument, as used in the previous section, one observes that the equivalence class of the graph code associated with (τ, Γ) only depends on the symmetric operator Γ .

For the description of errors, affecting single "bit" we identify single bits by choosing a basis for each of the linear spaces H, F and G . We take three sets X, J and Y with $|X| = \dim_{\mathbb{F}}(H)$, $|J| = \dim_{\mathbb{F}}(F)$ and $|Y| = \dim_{\mathbb{F}}(G)$, each labeling a basis: $e_X = (e_x)_{x \in X}$ is a basis of H , e_J a basis of F and e_Y basis of G .

These sets correspond to different types of vertices: The elements of X and J are called "input vertices". They label the "input systems". The elements of Y are called "output vertices", labeling the "output" systems. As one can see from the expression (12), only the input vertices in X are used for encoding. The inputs in J are used as auxiliary degrees of freedom for implementing additional constraints for the protected subspace. According to their role, the elements in J are called "auxiliary vertices".

The errors which affect the output systems, labeled by elements in some set $E \subset Y$, are linear combinations of Weyl operators $\mathbf{w}(\hat{g}, g)$ where g is contained in the linear span of e_E and \hat{g} is a member of the linear span e_E^* where $e_Y^* := (e_y^*)_{y \in Y}$ is the dual basis of e_Y .

The symmetric operator Γ can now be viewed as a weighted graph on $X \cup J \cup Y$ by declaring two vertices $z, z' \in X \cup J \cup Y$ to be connected by an edge if the matrix element $\Gamma(z, z') := \langle e_z, \Gamma e_{z'} \rangle \neq 0$ is non-vanishing. The value $\Gamma(z, z') \in \mathbb{F}$ is then the weight assigned to the corresponding edge.

A. Example

A simple example for a graph code is given by a quantum code of length 5, encoding one "bit" and correcting one error. By choosing $H = \mathbb{F}$, $F = \{0\}$ (no auxiliary vertices) and $G = \mathbb{F}^5$ we consider the code which is given by the symmetric 6×6 matrix

$$\begin{pmatrix} 0 & 1 & 1 & 1 & 1 & 1 \\ 1 & 0 & 1 & 0 & 0 & 1 \\ 1 & 1 & 0 & 1 & 0 & 0 \\ 1 & 0 & 1 & 0 & 1 & 0 \\ 1 & 0 & 0 & 1 & 0 & 1 \\ 1 & 1 & 0 & 0 & 1 & 0 \end{pmatrix} \quad (14)$$

operating on \mathbb{F}^6 . The corresponding graph is depicted in FIG.1, where the central node, symbolized by "o", is the input vertex.

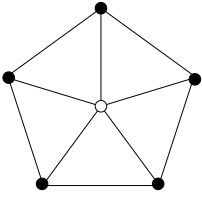


FIG. 1. Graph code of length five, correcting one error.

B. Example

A further example is given by a quantum code of length 6, encoding one "bit" and correcting one error (FIG.2). Here we choose $H = \mathbb{F}$, $F = \mathbb{F}^3$ and $G = \mathbb{F}^6$.

There is one relevant input vertex, symbolized by "o", three auxiliary vertices, symbolized by "⊗", and six output vertices "•".

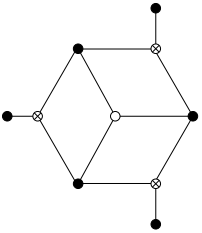


FIG. 2. Graph code of length six, correcting one error.

Concerning the example in FIG.2, the integration over the auxiliary degrees of freedom (12) is nothing else but applying Fourier transforms to those outputs "•" of the graph code in FIG.3 which are not connected with the input "o".

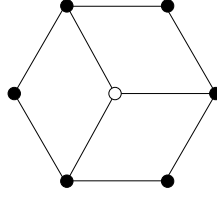


FIG. 3. Alternative graph code of length six, correcting one error.

IV. CONSTRUCTING STABILIZER CODES FROM GRAPH CODES

We are now prepared to show, that each graph code is indeed (equivalent to) a stabilizer quantum code. It is convenient to perform the subsequent analysis in two steps: First we consider the case, where no auxiliary inputs are needed. Then we discuss the general case.

A. The case $F = \{0\}$

We consider now graph codes with no auxiliary inputs, i.e. $F = \{0\}$. In this case, Γ has the form

$$\Gamma = \begin{pmatrix} 0 & B^* \\ B & A \end{pmatrix} \quad (15)$$

and the stabilizer group of the graph code is given by the following theorem:

Theorem IV.1 *A graph code, associated with the symmetric operator Γ (15), is equivalent to stabilizer codes being associated with the isotropic subspace*

$$S = \left\{ (Ak, k) \mid k \in \ker(B^*) \right\}. \quad (16)$$

Proof: We apply a Weyl operator $\mathbf{w}(\hat{k}, k)$, $(\hat{k}, k) \in G^* \oplus G$ to the quantum code $\mathbf{v}_{(\tau, \Gamma)}$ which gives

$$\begin{aligned} & |H|^{-1/2} \mathbf{w}(\hat{k}, k) \mathbf{v}_{(\tau, \Gamma)} \psi(g) \\ &= |H|^{-1/2} \chi(\hat{k}|g) \mathbf{v}_{(\tau, \Gamma)} \psi(g - k) \\ &= \chi(\hat{k} - Ak|g) \tau(k) \\ &\times \int_H dh \tau(h \oplus g) \chi(B^*k| -h) \psi(h) . \end{aligned} \quad (17)$$

If we only allow for the coding space to pick up a phase factor which only depends on (\hat{k}, k) , then we have to require $\hat{k} = Ak$ for all k which satisfy $B^*k = 0$. Thus the Weyl operator has to be of the form $\mathbf{w}(Ak, k)$ with $k \in \ker(B^*)$. From this we get

$$\mathbf{w}(Ak, k) \mathbf{v}_{(\tau, \Gamma)} \psi = \tau(k) \mathbf{v}_{(\tau, \Gamma)} \psi . \quad (18)$$

Let ζ be the character, defined by the prescription $\mathbf{w}(Ak, k) \mapsto \tau(k)$. Then we show that the multiplicity space $\mathcal{H}(\zeta)$ is precisely the image of quantum code $\mathbf{v}_{(\tau, \Gamma)}$. Since the inclusion $\mathbf{v}_{(\tau, \Gamma)} L_2(H) \subset \mathcal{H}(\zeta)$ holds by construction, we only

have to check that the dimension on $\mathcal{H}(\zeta)$ is $|H|$. A unitary operator U from $L_2(G/K)$, $K = \ker(B^*)$, to $\mathcal{H}(\zeta)$ is given according to the prescription

$$U\psi(g) := \tau(g) \psi([g]_K) \quad (19)$$

for $g \in G$, where $[g]_K$ is the equivalence class of g in G/K . The space K coincides with the orthogonal complement [13] of $B(H)$ which has dimension $\dim_{\mathbb{F}}(G) - \dim_{\mathbb{F}}(B(H))$. The linear map B is injective. Thus we find $\dim_{\mathbb{F}}(K) = \dim_{\mathbb{F}}(G) - \dim_{\mathbb{F}}(H)$ and the quotient space G/K has dimension $\dim_{\mathbb{F}}(H)$ which implies that the complex dimension of $\mathcal{H}(\zeta)$ is $|H|$. \square

B. Example

Considering the graph code for the graph in FIG.1, its stabilizer group can directly be derived from the graph: Assign to each output vertex y (symbolized by "•") an element of the field $g_y \in \mathbb{F}$ and write them as a column vector. Build a second column vector Ag by assigning to the output vertex y the sum of those $g_{y'}$ for which the vertex y' is connected with y . This yields, for our example, a pair of column vectors

$$(Ag, g) = \left(\begin{array}{c|c} g_2 + g_5 & g_1 \\ g_1 + g_3 & g_2 \\ g_2 + g_4 & g_3 \\ g_3 + g_5 & g_4 \\ g_1 + g_4 & g_5 \end{array} \right). \quad (20)$$

According to Theorem IV.1, the stabilizer group of the graph code is generated by Weyl operators $\mathbf{w}(Ag, g)$ for which g fulfills the constraint that for each input vertex x the sum of all g_y for which y is connected with x is zero, i.e. $\sum_{i=1}^5 g_i = 0$. As a consequence, the corresponding isotropic subspace consists of $|\mathbb{F}|^4$ elements:

$$\left(\begin{array}{c|c} -k_1 - k_3 - k_4 & k_1 \\ k_1 + k_3 & k_2 \\ k_2 + k_4 & k_3 \\ -k_1 - k_2 - k_4 & k_4 \\ k_1 + k_4 & -k_1 - k_2 - k_3 - k_4 \end{array} \right) \quad (21)$$

with $k \in \mathbb{F}^4$. FIG.4 is a graphical representation of an element of the stabilizer group corresponding to the choice $k_1 = -k_4 = -g$ and $k_2 = k_3 = 0$.

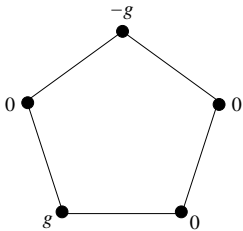


FIG. 4. Graphical representation of an element of the stabilizer group.

C. The general case

Suppose now that the symmetric operator Γ is has the more general form (7). Then we derive from Theorem IV.1:

Corollary IV.2 *A graph code, associated with the symmetric operator Γ (7), is equivalent to stabilizer codes being associated with the isotropic subspace*

$$S = \left\{ (Ak + \hat{t}, k) \mid k \in \ker(B^*) \cap \ker(C^*), \hat{t} \in \text{ran}(C) \right\}. \quad (22)$$

Proof: Let Λ be the symmetric operator, mapping $H \oplus G$ into $H^* \oplus G^*$ which is given by the right hand side of (15). Consider the abelian algebra $\mathfrak{A}(H \oplus G | S_\Lambda)$, where S_Λ is the isotropic space $\{(\Lambda w, w) \mid w \in H \oplus G\}$ and choose a character $\varsigma: \mathbf{w}(\Lambda w, w) \mapsto \varsigma(w)$. Then the prescription

$$\tau: \mathbf{w}(\Gamma(h \oplus f \oplus g), h \oplus f \oplus g) \mapsto \chi(Cf|g) \varsigma(h \oplus g) \quad (23)$$

defines a character on $\mathfrak{A}(H \oplus F \oplus G | S_\Gamma)$ and the corresponding graph code is

$$\begin{aligned} (\mathbf{v}_{(\tau, \Gamma)}\psi)(g) & \\ &= \sqrt{|H||F|} \int dh df \chi(f|C^*g) \varsigma(h \oplus g) \psi(h) \\ &= \delta_F(C^*g) \sqrt{|H|} \int dh \varsigma(h \oplus g) \psi(h) \end{aligned} \quad (24)$$

where δ_F is the function

$$\delta_F(f) = \begin{cases} \sqrt{|F|} & \text{if } f = 0 \\ 0 & \text{else} \end{cases}. \quad (25)$$

Thus the graph code, associated with (τ, Γ) , is the restriction of the graph code, associated with (ς, Λ) to the kernel of C^* :

$$(\mathbf{v}_{(\tau, \Gamma)}\psi)(g) = \delta_F(C^*g) (\mathbf{v}_{(\varsigma, \Lambda)}\psi)(g). \quad (26)$$

The function with support in $\ker(C^*)$ are precisely those which are invariant under multiplier operators $\mathbf{w}(\hat{t}, 0)$ with \hat{t} contained in the range of C . According to Theorem IV.1, the stabilizer group of the code (τ, Γ) is generated by Weyl operators $\mathbf{w}(Ak + \hat{t}, k)$ with $k \in \ker(B^*) \cap \ker(C^*)$ and $\hat{t} \in \text{ran}(C)$. \square

D. Example

Consider the graph code, corresponding to the graph in FIG.2. Its corresponding symmetric matrix Γ has the form

$$\Gamma = \begin{pmatrix} 0 & 0 & B^* \\ 0 & 0 & C^* \\ B & C & 0 \end{pmatrix}. \quad (27)$$

According to Corollary IV.2, its stabilizer group corresponds to the isotropic space $S = \text{ran}(C) \oplus \ker(B^*) \cap \ker(C^*)$. It can directly be computed from the graph FIG.2 that S is the subspace in $\mathbb{F}^6 \oplus \mathbb{F}^6$ consisting of elements

$$\left(\begin{array}{c|c} \hat{k}_1 & k_1 \\ \hat{k}_2 & k_2 \\ \hat{k}_3 & -k_1 - k_2 \\ \hat{k}_1 + \hat{k}_2 & -k_1 - k_2 \\ \hat{k}_2 + \hat{k}_3 & k_1 \\ \hat{k}_3 + \hat{k}_1 & k_2 \end{array} \right) \quad (28)$$

with $\hat{k} \in \mathbb{F}^3$ and $k \in \mathbb{F}^2$, where the first three components in (28) correspond to the output vertices which are not connected with the input. FIG.5 represents an element of the stabilizer group for the choice $\hat{k}_3 = \hat{g}$, $\hat{k}_1 = \hat{k}_2 = 0$ and $k_1 = -k_2 = g$.

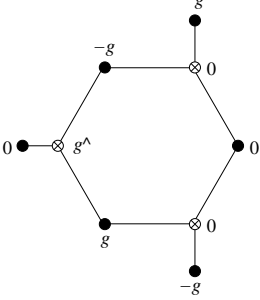


FIG. 5. Graphical representation of an element of the stabilizer group.

V. CONSTRUCTING GRAPH CODES FROM STABILIZER CODES

The analysis of the previous section shows that each graph code is equivalent to stabilizer quantum code and we can make use of Theorem IV.1 and Corollary IV.2 as well to compute the corresponding stabilizer group (16) and (22). In this section, we show the converse:

Theorem V.1 *Each stabilizer code is equivalent to a graph code.*

We briefly sketch here the strategy for proving the theorem.

- The isotropic spaces which can be obtained from graphs with no auxiliary inputs (16) are called *nondegenerate*. They are parameterized by a subspace $K \subset G$ and a linear map $R: G \rightarrow G^*$, which is symmetric, such that the isotropic subspace

$$S = \{(Rk, k) | k \in K\} \quad (29)$$

is given by the "graph" of R , restricted to K . In a first step we consider the nondegenerate case, proving that each stabilizer code for a nondegenerate isotropic subspace is equivalent to a graph code (Lemma V.2).

- In the second step we show a general isotropic subspace can be represented as (22) (Corollary IV.2). Making use of this fact, we prove (Lemma V.5) that a general stabilizer code has indeed a graph code representation.

A. The nondegenerate case

Consider a nondegenerate isotropic subspace of $G^* \oplus G$ given by (29). Obviously, the space G is related to the output system. Following the proof of Theorem IV.1, the linear space for the input system has dimension $l = \dim_{\mathbb{F}}(G) - \dim_{\mathbb{F}}(K)$. A natural choice for the input space is a linear space H which is isomorphic to K^\perp .

Lemma V.2 *Let $V: H \rightarrow G^*$ be an injective linear map with $V(H) = K^\perp$, $K \subset G$, and let $R: G \rightarrow G^*$ a symmetric operator. A stabilizer code, associated with $S = \{(Rk, k) | k \in K\}$, is equivalent to a graph code, associated with the symmetric operator*

$$\Gamma = \begin{pmatrix} 0 & V^* \\ V & R \end{pmatrix} \quad (30)$$

which maps $H \oplus G$ to $H^* \oplus G^*$.

Proof: Considering the block matrix form (15) for Γ , we identify A with the symmetric operator R . Moreover, we identify B with V . According to Theorem IV.1 we conclude that a graph code associated with Γ is equivalent to a stabilizer code associated with the isotropic group

$$\{(Ak, k) | k \in \ker(B^*)\} . \quad (31)$$

Now, we find $\ker(B^*) = V(H)^\perp = (K^\perp)^\perp = K$ and the result follows. \square

B. Reduction of the general case

Now, we consider a general isotropic subspace $S \subset G^* \oplus G$. We introduce the linear subspace T consisting of all elements $t \in G^*$ with $(t, 0) \in S$. The subspace $T \oplus \{0\}$ is called the *degenerate part* of S . We build the *reduced* isotropic space $S_{\natural} := S / (T \times \{0\})$ as well as the quotient space $G_{\natural}^* := G^* / T$. The equivalence class of a vector $\hat{g} \in G^*$ in G_{\natural}^* is denoted by $[\hat{g}]_{\natural}$. Note that the dual space G_{\natural} of G_{\natural}^* can be identified with the orthogonal complement T^\perp of T .

In this paragraph, we show that the reduced isotropic space S_{\natural} is isotropic and nondegenerate in $G_{\natural}^* \oplus G_{\natural}$. For this purpose, we consider projections

$$\begin{aligned} \hat{\pi} : S_{\natural} \ni ([\hat{g}]_{\natural}, g) &\mapsto [\hat{g}]_{\natural} \in G_{\natural}^* \\ \pi : S_{\natural} \ni ([\hat{g}]_{\natural}, g) &\rightarrow g \in G \end{aligned} \quad (32)$$

Lemma V.3 *Let $p: G_{\natural} \rightarrow K = \text{ran}(\pi)$ be a projection onto K . Then S_{\natural} is an isotropic nondegenerate subspace of $G_{\natural}^* \oplus G_{\natural}$ and it is parameterized by*

$$S_{\natural} = \{(Rk, k) | k \in K\} \quad (33)$$

where

$$R := \hat{\pi} \pi^{-1} p + p^* (\hat{\pi} \pi^{-1})^* (\mathbf{1} - p) \quad (34)$$

is a well defined symmetric operator from G_{\natural} into G_{\natural}^* .

C. Example

Proof: By construction, the projection π is injective and on its range K and $\hat{\pi}\pi^{-1}$ is a well-defined linear map from K into $G_{\mathfrak{h}}^*$. For $t \in T$ and $(\hat{g}, g) \in S$ we conclude from the isotropy of S that $\langle t, g \rangle = 0$ which implies $g \in T^\perp = G_{\mathfrak{h}}$. Moreover, we obtain for $([g_0]_{\mathfrak{h}}, k_0), ([g_1]_{\mathfrak{h}}, k_1) \in S_{\mathfrak{h}}$ that

$$\langle [g_0]_{\mathfrak{h}}, k_1 \rangle - \langle [g_1]_{\mathfrak{h}}, k_0 \rangle = \langle g_0, k_1 \rangle - \langle g_1, k_0 \rangle = 0 \quad (35)$$

is valid for each choice of the representatives $\hat{g}_0, \hat{g}_1 \in G^*$ since k_1, k_2 are contained in $G_{\mathfrak{h}}$. Thus $S_{\mathfrak{h}}$ is isotropic.

Given any vector $([\hat{g}]_{\mathfrak{h}}, g) \in S_{\mathfrak{h}}$, then $[\hat{g}]_{\mathfrak{h}}$ is uniquely determined by $g \in K$ according to

$$\pi^{-1}g = ([\hat{g}]_{\mathfrak{h}}, g) \quad (36)$$

Thus we find $\hat{\pi}\pi^{-1}g = [\hat{g}]_{\mathfrak{h}}$ and the space $S_{\mathfrak{h}}$ can be given by

$$S_{\mathfrak{h}} = \{(\hat{\pi}\pi^{-1}k, k) | k \in K\} \quad (37)$$

Let $p: G_{\mathfrak{h}} \rightarrow K$ be a projection onto K . Then $p^*\hat{\pi}\pi^{-1}p$ is a symmetric operator mapping $G_{\mathfrak{h}}$ to $G_{\mathfrak{h}}^*$. Indeed, since $S_{\mathfrak{h}}$ is isotropic, we have $\langle k_1, \hat{\pi}\pi^{-1}k_2 \rangle = \langle k_2, \hat{\pi}\pi^{-1}k_1 \rangle$ for all $k_1, k_2 \in K$. As a consequence the operator

$$R = p^*\hat{\pi}\pi^{-1}p + (\mathbf{1} - p^*)\hat{\pi}\pi^{-1}p + p^*(\hat{\pi}\pi^{-1})^*(\mathbf{1} - p) \quad (38)$$

is symmetric, and we have $Rk = \hat{\pi}\pi^{-1}k$ which finally implies the identity (33). \square

Lemma V.4 *Let $q: G \rightarrow G_{\mathfrak{h}}$ be a projection onto $G_{\mathfrak{h}} = T^\perp$, then the isotropic subspace $S \subset G^* \oplus G$ can be parameterized as*

$$S = \{(q^*Rk + t, k) | k \in K \subset T^\perp \subset G, t \in T\} \quad (39)$$

where R is given by (34).

Proof: Let S' be the right hand side of (39). By construction, a vector of the form $(t, 0)$, $t \in G$, is contained in S' iff t is contained in T . Now the identity $S' = S$ follows by observing that $S'/(T \oplus \{0\})$ coincides with the reduced isotropic space $S_{\mathfrak{h}}$. Indeed, we have $[q^*Rk + t]_{\mathfrak{h}} = Rk$ and by Lemma V.3 we find $S_{\mathfrak{h}} = S'/(T \oplus \{0\})$. \square

In order to formulate the following lemma, we choose two linear spaces H and F , where H is isomorphic to K^\perp/T and F is isomorphic to T .

Lemma V.5 *Let q be a projection onto $G_{\mathfrak{h}}$, let $V: H \rightarrow G^*$ be an injective linear map with $V(H) = q^*(K^\perp/T)$ and let $W: F \rightarrow G^*$ be an injective linear map with $W(F) = T$. Adopting the notation above, then a stabilizer code, associated with S , is equivalent to graph codes, associated with the symmetric operator*

$$\Gamma = \begin{pmatrix} 0 & 0 & V^* \\ 0 & 0 & W^* \\ V & W & q^*Rq \end{pmatrix} \quad (40)$$

which maps $H \oplus F \oplus G$ to $H^* \oplus F^* \oplus G^*$.

Proof: Consider a graph code which is given by the symmetric operator (40). The input systems correspond to $H \cong K^\perp/T$, the output systems are given by G and, finally, $F \cong T$ is related to the auxiliary systems. Considering the block matrix form (7) we identify $A = q^*(Rp + p^*R^*(\mathbf{1} - p))q$, $B = V$ and $C = W$ and we conclude from Corollary IV.2 and Lemma V.4 that each graph code, associated with the symmetric operator Γ (40) is equivalent to the stabilizer codes, associated with S . \square

Considering the field \mathbb{F}_2 with two elements, then the space of vectors

$$M := \{(g, g, g, g) | g \in \mathbb{F}_2\} \subset \mathbb{F}_2^4 \quad (41)$$

is contained in its orthogonal complement $M \subset M^\perp$ and therefore $S = M \oplus M$ is an isotropic subspace of $\mathbb{F}_2^4 \oplus \mathbb{F}_2^4$. Note that the orthogonal complement of M is given by

$$M^\perp = \{(k_1, k_2, k_3, k_1 + k_2 + k_3) | k_1, k_2, k_3 \in \mathbb{F}_2\} \quad (42)$$

Stabilizer codes, associated with a isotropic subspace of this kind are called self-dual codes.

We apply Lemma V.5 to construct an equivalent graph code. The degenerate part of $S = M \oplus M$ is just given by $M \oplus \{0\}$ and we obtain for the reduced isotropic space $S_{\mathfrak{h}} = \{0\} \oplus M$. Thus, using the notations of the previous paragraph, we have $T = K = M$ and therefore $R = 0$. The input space can be chosen by $H = \mathbb{F}_2^2$ which is isomorphic to the two dimensional space $K^\perp/T = M^\perp/M$ whose elements are given by equivalence classes

$$[k] = \{(k_1 + g, k_2 + g, k_3 + g, k_1 + k_2 + k_3 + g) | g \in \mathbb{F}_2\} \quad (43)$$

with $k_1, k_2, k_3 \in \mathbb{F}_2$. There is precisely one representative in $[k]$ of the form $(0, h_1, h_2, h_1 + h_2)$ with $h_1, h_2 \in \mathbb{F}_2$. Hence an appropriate choice for the injective map $V: \mathbb{F}_2^2 \rightarrow \mathbb{F}_2^4$ is given by the 2×4 matrix

$$V = \begin{pmatrix} 0 & 0 \\ 1 & 0 \\ 0 & 1 \\ 1 & 1 \end{pmatrix} \quad (44)$$

The auxiliary space $F = \mathbb{F}_2 \cong M$ is simply one dimensional and we choose $W: \mathbb{F}_2 \rightarrow \mathbb{F}_2^4$ by the 1×4 matrix

$$W = \begin{pmatrix} 1 \\ 1 \\ 1 \\ 1 \end{pmatrix} \quad (45)$$

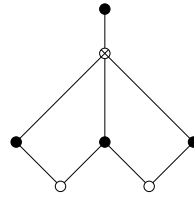


FIG. 6. Graph constructed from a of a self-dual stabilizer code.

Applying the identity (40), an equivalent graph code is associated with the symmetric operator

$$\Gamma = \begin{pmatrix} 0 & 0 & 0 & 0 & 1 & 0 & 1 \\ 0 & 0 & 0 & 0 & 0 & 1 & 1 \\ 0 & 0 & 0 & 1 & 1 & 1 & 1 \\ 0 & 0 & 1 & 0 & 0 & 0 & 0 \\ 1 & 0 & 1 & 0 & 0 & 0 & 0 \\ 0 & 1 & 1 & 0 & 0 & 0 & 0 \\ 1 & 1 & 1 & 0 & 0 & 0 & 0 \end{pmatrix} \quad (46)$$

The corresponding graph is depicted in FIG.6, where the inputs are symbolized by "o", the auxiliary vertex by "⊗" and the outputs by "•". In particular, the resulting code is an $[[4, 2, 2]]$ code, i.e. it encodes two qubits into four and detects one bit-error. This can be verified as follows:

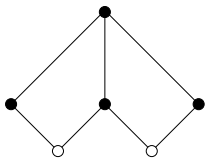


FIG. 7. Graph of a $[[4, 2, 2]]$ code.

Applying a Hadamard transform to the bit, corresponding to the output vertex on the tip of the graph (FIG.6), one obtains the graph code, corresponding to FIG.7 which has the same error correcting capabilities. According to [10] one indeed finds, that the code detects one error.

VI. CONCLUSION AND OUTLOOK

We have shown that the class of stabilizer codes coincides with the class of graph codes, where we have assumed that the degrees of freedom of a quantum register are given by a linear space over a finite field \mathbb{F} .

As far as the construction of graph codes is concerned, the degrees of freedom of the input and output register can be described by any finite abelian group H and G respectively. The graph code is then determined by a symmetric group homomorphism ω mapping $H \times G$ to the dual group $(H \times G)^\wedge$.

The notion of stabilizer codes can also be generalized to arbitrary finite abelian groups, where a stabilizer code is determined by an isotropic subgroup S of the direct product of the dual group G^\wedge with G . Here, isotropic means that for each $(\hat{g}, g), (\hat{h}, h) \in S$ the identity $\hat{g}(h) = \hat{h}(g)$ is valid.

By using the same techniques, as used for the proof of Theorem IV.1, one can show that a graph code, corresponding to any finite abelian group, is equivalent to a stabilizer code.

Vice versa, applying the methods of the proofs of Theorem V.1 by concerning general finite abelian groups, it can be verified that each stabilizer code is equivalent to a graph code, provided its isotropic subgroup S is a retract in $G^\wedge \times G$, i.e. there exists a group homomorphism $p: G^\wedge \times G \rightarrow S$ with $p \circ p = p$.

Note that the notion of stabilizer code we have given in Section II is related to a linear subspace of a vector space over a finite field. Since there exists a linear projection onto it, a linear subspace can also be viewed as a retract, by only considering the additive structure.

How to construct a logical network, in terms of one and two qubit operations, which implements a graph code is discussed in a forthcoming paper [14]. The network can directly be derived from the graph. Since each stabilizer code can be represented by a graph, a systematic scheme for constructing logical networks for any given stabilizer code could be developed.

Acknowledgment:

I am grateful to R.F.Werner for supporting this investigation with many ideas. I also acknowledge interesting discussions with A.Klappenecker and M.Grassl. Funding by the European Union project EQUIP (contract IST-1999-11053) is gratefully acknowledged. This research project is also supported by the Deutsche Forschungsgemeinschaft (DFG-Schwerpunkt "Quanteninformationsverarbeitung").

-
- [1] Calderbank, A.R., Rains, E.M., Shor, P.W., and Sloane, N.J.A.: *Quantum error correction and orthogonal geometry*. Phys. Rev. Lett. **78**, (1997), 405-408
 - [2] Calderbank, A.R., Rains, E.M., Shor, P.W., and Sloane, N.J.A.: *Quantum error correction via codes over $GF(4)$* . IEEE Transactions on Information Theory, quant-ph/9608006
 - [3] Knill, E.: *Group representations, error bases and quantum codes* Los Alamos National Laboratory Report LAUR-96-2807, (1996)
 - [4] Gottesman, D.: *Class of quantum error-correcting codes saturating the quantum Hamming bound*. Phys. Rev. **A 54**, 1862, (1996)
 - [5] Gottesman, D.: *Stabilizer codes and quantum error correction*. PhD thesis (1997)
 - [6] Grassl, M. and Beth, T.: *Quantum BCH codes* Proceedings X. International Symposium on Theoretical Electrical Engineering, Magdeburg 1999
 - [7] Grassl, M. and Beth, T.: *Cyclic quantum error-correcting codes* quant-ph/9910061
 - [8] Grassl, M., Geiselmann, W., and Beth, T.: *Quantum Reed-Solomon codes* In Proceedings AAECC-13, 1999
 - [9] Knill, E. and Laflamme, R.: *Theory of quantum error-correcting codes*. Phys. Rev. **A 55**, 900, (1997)
 - [10] Schlingemann, D. and Werner R.F.: *Quantum error-correcting codes associated with graphs*. to appear in Phys. Rev. **A** (quant-ph/0012111)
 - [11] Let V, W be two linear spaces over a field \mathbb{F} . For an operator $F: V \rightarrow W$ the dual map $F^*: W^* \rightarrow V^*$ is determined by $\langle F^* \hat{w}, v \rangle := \langle \hat{w}, Fv \rangle$ with $\hat{w} \in W^*$ and $v \in V$.
 - [12] For an abelian C^* -algebra \mathfrak{A} , we denote by \mathfrak{A}^\wedge the collection of all irreducible $*$ -representations (characters) of \mathfrak{A} . This set is a compact Hausdorff space, called the spectrum of \mathfrak{A} , and \mathfrak{A} can be identified with the continuous functions on \mathfrak{A}^\wedge .
 - [13] For a linear spaces $K \subset G$, the orthogonal complement is the subspace K^\perp consisting of those vectors $\hat{g} \in G^*$ in the dual space of G for which $\langle \hat{g}, k \rangle = 0$ for each $k \in K$.
 - [14] Schlingemann, D.: *Logical network implementation for cluster states and graph codes*. In preparation.