

Quantum key distribution using non-classical photon number correlations in macroscopic light pulses

A.C. Funk and M.G. Raymer

Oregon Center for Optics and Department of Physics, University of Oregon, Eugene, Oregon

(Dated: October 23, 2018)

We propose a new scheme for quantum key distribution using macroscopic non-classical pulses of light having of the order 10^6 photons per pulse. Sub-shot-noise quantum correlation between the two polarization modes in a pulse gives the necessary sensitivity to eavesdropping that ensures the security of the protocol. We consider pulses of two-mode squeezed light generated by a type-II seeded parametric amplification process. We analyze the security of the system in terms of the effect of an eavesdropper on the bit error rates for the legitimate parties in the key distribution system. We also consider the effects of imperfect detectors and lossy channels on the security of the scheme.

PACS numbers: 03.67.Dd , 03.67.Hk, 42.50.Dv, 42.50.Lc

Quantum key distribution (QKD) is used for sending a key from one party (Alice) to another (Bob) in such a manner that the laws of quantum mechanics guarantee the security of the key [1]. The key can be used later as a one-time pad to encrypt a message. If an eavesdropper (Eve) intercepts all or part of the key, errors in the key are unavoidably introduced, which are detectable by Bob and Alice, thus revealing the presence of eavesdropping.

All experimentally demonstrated schemes to date have used single photons to encode the key bits [2]. Such systems are subject to several difficulties - foremost is the absence of reliable technologies for generating single-photon pulses on demand. Usually, highly attenuated laser pulses are used to approximate single-photon pulses, but the presence of the two-photon component in such pulses provides a potential avenue for an eavesdropper to foil the security by acquiring the redundant photon and making measurements on it. Other difficulties include sensitivity to stray light and the difficulty of low-noise detection of single photons at wavelengths (1.3 - 1.5 μm) that are used in fiber-optic telecommunication.

We present a scheme for QKD that uses macroscopic, non-classical light pulses. Our light pulses are macroscopic in that each contains on average $10^4 - 10^6$ photons, and are “non-classical” in that their density operator cannot be represented as a statistical (diagonal) mixture of coherent states. The variable that we use for the encoding of each bit is the difference of the numbers of photons in two optical modes.

Other proposed schemes for QKD using multi-photon non-classical optical fields exist [3, 4, 5]. These schemes are distinct from ours in that they are based on the measurement of field quadratures in squeezed states. These schemes require one or more local oscillators, that are phase locked to the signal field, for the measurement of the signal field, thereby introducing a practical difficulty in the implementation. Schemes based on polarization require not phase stability, but polarization axis stability.

There exists a proposal to use macroscopic optical pulses prepared in a coherent state, to perform QKD[6]. This scheme uses the inherent quantum uncertainty for

the number of photons in the coherent state to ensure security. However the intended recipient of the key is also subject to the same uncertainties in photon number as the eavesdropper. This results in a large systematic error rate ($\geq 30\%$) for the measurement of the bits. The large error rate is corrected by using considerable amounts of classical error correction, requiring a large number of optical pulses to be sent for each logical key bit. This results in a very low logical-bit-per-optical-pulse rate.

In this paper we will describe how our scheme overcomes some of the difficulties with practical implementations for previously proposed QKD schemes. We also provide a strong plausibility argument for the security of our scheme.

It should be noted that this paper does not contain a proof of absolute security, as has been proven for the BB84 protocol [7] and the quadrature squeezed-state protocol [5]. The first proof of security for BB84 [7] did not take into account several practical points. Subsequently, several proofs have been constructed which take into account some important practical considerations which affect the security of QKD protocols such as lossy channels, imperfect detectors and imperfect sources [8, 9, 10, 11]. Proof of absolute security is a difficult task, and work is currently underway to construct a rigorous proof of absolute security at non-zero data rates for our QKD protocol.

In our protocol the security of the key is ensured by using non-classical light pulses having, in a particular polarization basis, a photon difference number between two polarization modes that is better defined than in a coherent-state with the same total number of photons. The quantum correlations between the orthogonal polarization modes are rapidly degraded by any of Eve’s attempts to measure the key. The degradation of the correlations leads to different measurement results for Bob than in the eavesdropper-free case. The changes in the measurement result will then indicate to Bob and Alice the presence of Eve.

The protocol is as follows: Alice encodes each bit value in the mean “polarization difference number” $\langle n \rangle = \langle n_1 - n_2 \rangle$, where $\langle n_1 \rangle$ ($\langle n_2 \rangle$) is the mean number of pho-

tons in the first (second) polarization mode making up a basis. Two different polarization bases are used. One basis (“V/H basis”) is defined by the vertical and horizontal linear polarizations; then $n = n_V - n_H$. The other basis (“ ± 45 basis”) is defined by the $+45$ degree linear polarization and the -45 degree linear polarization; then $n = n_{+45} - n_{-45}$. Alice chooses at random which basis to use. Bob measures the photon difference number either in the V/H basis or in the ± 45 basis. After the transmission of all the key bits, Alice and Bob communicate via a public channel and compare which basis was used on each encoding/measurement. Alice and Bob will keep only the bits for which they used the same basis for the respective pulse. To estimate the overall error rate, Bob and Alice compare a small fraction of the key bits over the public channel.

We consider non-classical optical pulses used for the encoding generated using a type-II seeded parametric amplification process [12, 13, 14]. The amplifier consists of a type-II non-linear optical crystal which is pumped by a vertically polarized optical pulse at frequency 2ω . The crystal is simultaneously seeded with a transform-limited optical pulse at frequency ω . Each polarization mode of the seed pulse is in an independent coherent state, with a mean number of photons $\langle n_V \rangle$ in the vertical polarization mode and a mean number $\langle n_H \rangle$ in the horizontal polarization mode. Both the vertical and horizontal polarization modes at ω experience amplification. The overall amplification can be characterized by $G (> 1)$, which is the factor by which the total mean photon number $N_T = \langle n_V + n_H \rangle$ increases. G values of up to 20 have been experimentally measured [14]. The mean photon difference number $\langle n \rangle = \langle n_V - n_H \rangle$ of the seed pulse is small ($\leq 1\%$) compared to $\langle n_V \rangle$ and $\langle n_H \rangle$.

Quantum correlations between the vertical and horizontal polarization modes are generated by the amplifier, which result in the statistical properties (including the mean and the variance) of the photon difference number n to remain unchanged by amplification. This follows from the fact that n is a conserved quantity under the action of the nondegenerate two-mode squeezing (parametric amplification) Hamiltonian, which produces a non-classical state of light.[15]

For coherent-state seed pulses, the variance of n equals the total mean number of photons in the seed pulse, $\text{var}(n)_{seed} = \langle n_V + n_H \rangle_{seed}$. The variance of n for the amplified pulse is the same as the variance of n for the seed pulse, therefore,

$$\text{var}(n)_{amp} = \langle n_V + n_H \rangle_{seed} = \frac{1}{G} N_{T,amp} \quad (1)$$

The variance of n after the parametric amplification is thus considerably smaller than the variance that would be present if the amplified pulse were in a coherent state having the same N_T as in the amplified pulse. For the coherent-state case, the variance would be given by the total number of photons, $\text{var}(n)_{coherent} = \langle n_V +$

$n_H \rangle_{amp} = N_{T,amp}$. This coherent-state variance is referred to as the shot-noise level (SNL). Thus the variance of n for the time-integrated amplified pulse will be below the SNL by a factor of G compared to a coherent-state pulse with the same number of photons [14, 15]. The extent to which the variance of n is below the SNL, tells us how strong the quantum correlations between the photons in the vertical and horizontal polarization modes are.

The phase difference between the vertical and horizontal polarization modes is $\pi/2$, giving a polarization state that is very nearly circular, with a slight degree of ellipticity determined by $\langle n \rangle$. The major axis of the polarization ellipse is oriented vertically in the case where $\langle n \rangle > 0$ and oriented horizontally in the case where $\langle n \rangle < 0$. Alice can switching the bit value by performing a 90 degree rotation of the slightly elliptical polarization state.

Following the parametric amplifier is a 45 degree polarization rotator. Alice can use this to rotate the polarization by 45 degrees before sending the pulse to Bob. This will have the effect of changing the V/H basis into the ± 45 basis. This polarization rotation is applied or not at random. Alice records which basis (V/H or ± 45) was used for each pulse. For those pulses that have their polarization basis rotated, the bit encoding changes. The relevant mean photon difference number $\langle n \rangle$ is now written as $\langle n \rangle = \langle n_{+45} - n_{-45} \rangle$. We will refer to the basis that is set by Alice’s rotator on a given pulse as the “correct” basis and the other basis as the “incorrect” basis.

Bob receives the optical pulses sent by Alice. Bob measures n in either the V/H basis or in the ± 45 basis at random. Bob uses a 45 degree polarization rotator and a polarizing beam splitter to select a basis and separate the polarization modes. He counts the number of photons in each of the polarization modes for a given basis (within precision set by detector noise), and subtracts the number of photons in each mode to determine n .

Alice encodes a logical “1” (“0”) key bit by setting the mean value of the difference number to be in the correct basis $\langle n \rangle = +N$ ($\langle n \rangle = -N$), where N is a positive number comparable to $Sqrt N_{T,amp}$, the SNL for the total field.

The action of the basis change on the two-mode photon-correlated state produced by the OPA results in two independent single mode quadrature squeezed states in the polarization modes of the incorrect basis. There are no correlations between these quadrature squeezed states. Therefore, $\langle n \rangle = 0$, regardless of the bit value, and the variance of n in the incorrect basis is thus the variance of $N_{T,amp}$, which can easily be calculated from equations 3. This variance is always greater than $N_{T,amp}$. There is thus greater uncertainty for a measurement of n in the incorrect basis than in a coherent state with $N_{T,amp}$ photons.

By setting, in the correct basis, $|\langle n \rangle| = N \ll N_{T,amp}$, a single measurement of n , regardless of whether the measurement was made in the correct or incorrect basis, will result in a numerical value within the same range. This

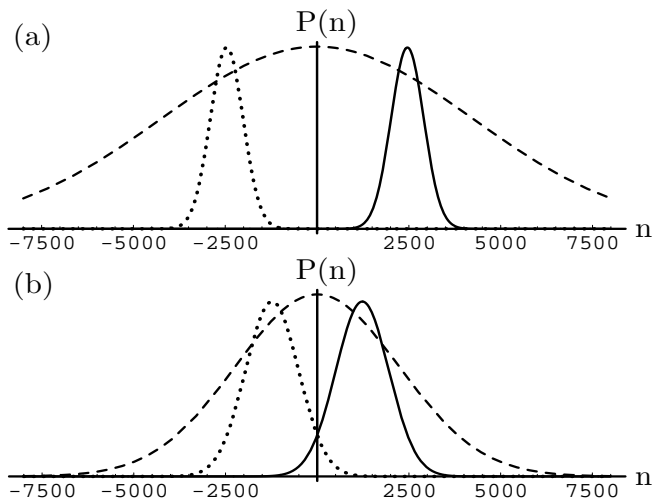


FIG. 1: Probability distributions for measurement of n in the correct basis for a logical 1 (solid curve), logical 0 (dotted curve), and for measurement in the incorrect basis (dashed curve) for (a) no loss and (b) for 50% loss

can easily be seen from the distributions for measurements of n shown in Figure 1. This makes it difficult to determine from a single measurement which basis is correct and which is incorrect.

Bob decodes a measurement yielding $n > 0$ as a logical “1”, and $n < 0$ as a logical “0”. Bob does not know *a priori* which basis Alice used to encode each key bit. In the incorrect basis, the probability distribution $P(n)$ for the photon difference number n is the same regardless of the bit value Alice sent. There is thus no key bit information contained in the results of a measurement in the incorrect basis. To eliminate the results of such measurements, after the transmission of all the bits, Bob and Alice communicate publicly to determine on which pulses Bob was using the correct basis. The bits are kept only for those pulses for which Bob was measuring in the correct basis.

Bob does not need to use an “ideal” detector to measure the number of photons in each of the polarization modes. Due to the finite width of the initial Poisson distribution for the photon number in the coherent seed, it is not necessary to use a detector that can distinguish between m and $m \pm 1$ photons. In practice a detector with a noise-equivalent photon number around 200-300 is sufficient. This allows the use of standard linear photodiodes with quantum efficiencies approaching 100% [14]. Even non-unity quantum efficiency detectors are acceptable, with deviation from unity efficiency simply treated as a loss, which will be discussed below.

Using $\hat{n} = \hat{n}_V - \hat{n}_H = \hat{a}_V^\dagger \hat{a}_V - \hat{a}_H^\dagger \hat{a}_H$, where the \hat{a} ’s are boson annihilation operators, we calculate the moments of n by writing the amplified annihilation operators in terms of the seed annihilation operators and assuming coherent-state seed pulses. The annihilation operators for the amplified pulses when they reach Bob, including

any losses experienced by the pulse during the propagation, are given by the two-mode squeezing transformation combined with a non-polarizing linear beamsplitter transformation to account for the losses[14]

$$\hat{a}_{V(a)} = \sqrt{1-\eta} \left(\mu \hat{a}_{V(s)} + \nu u \hat{a}_{H(s)}^\dagger \right) + i\sqrt{\eta} \hat{b}_V \quad (2)$$

$$\hat{a}_{H(a)} = \sqrt{1-\eta} \left(\mu \hat{a}_{H(s)} + \nu \hat{a}_{V(s)}^\dagger \right) + i\sqrt{\eta} \hat{b}_H, \quad (3)$$

where the (a) subscripts refer to the amplified pulse, the (s) subscripts to the seed pulse, and η is the loss experienced by the pulse during propagation. The loss parameter η includes loss due to a lossy transmission channel and loss due to partial sampling of the beam by an eavesdropper. The \hat{b} ’s are the boson operators for the vertical and horizontal vacuum modes associated with the losses, and μ and ν are complex non-linear coefficients obeying $|\mu|^2 - |\nu|^2 = 1$, which are functions of the properties of the non-linear crystal and the pump beam.

By calculating the appropriate moments of \hat{n} , we can get the probability distributions for n . Shown in Fig. 1(a) are the unnormalized probability distributions for Bob’s measurement of n in the correct basis with a sent logical 1 key bit (solid curve), with a logical 0 key bit (dotted curve), and for a measurement in the incorrect basis (this distribution is the same for both logical 1 and 0 key bits) (dashed curve). For Fig. 1(a), in the case of 100% transmission efficiency, the following realistic numerical values were used: $\pm N = \pm 2460$, $\mu = 1.7$, and $\nu = 2.36e^{i\pi/2}$, leading to $G = 10$ and $N_T = 2 \times 10^6$ after the amplification. These parameters lead to a variance of n in the correct basis that is 10 times smaller than the SNL, when there is no loss (i.e. $\eta = 0$).

The distributions plotted in Fig. 1 for measurements made in the correct basis are Gaussian approximations of the Poisson distributions for n , with means and widths determined by the calculated means and variances of n . The Poisson distributions are very well approximated (to better than 10^{-5}) by Gaussian distributions for pulses with photon numbers $> 10^4$.

The distributions plotted in Fig. 1 for measurements made in the incorrect basis are Gaussian approximations of the exact distribution. In the wrong basis, each polarization mode is in an independent single-mode quadrature-squeezed state. The photon number distribution for each single-mode squeezed state can in our limit of large photon number be well approximated by a Gaussian distribution [16]. The difference of two independent Gaussian variables will thus also be Gaussian.

Due to the tails of the distributions for the two bit values, there is a non-zero probability that a pulse encoded by Alice as a logical 1(0) would be measured as a logical 0(1). Such an error is a “bit-flip error” (i.e. $1 \Leftrightarrow 0$). Using the same numerical values for the system parameters, the error rate in the absence of loss or an eavesdropper is 10^{-8} .

One of the effects of losses or an eavesdropper is to increase Bob’s error rate in a noticeable way. The change

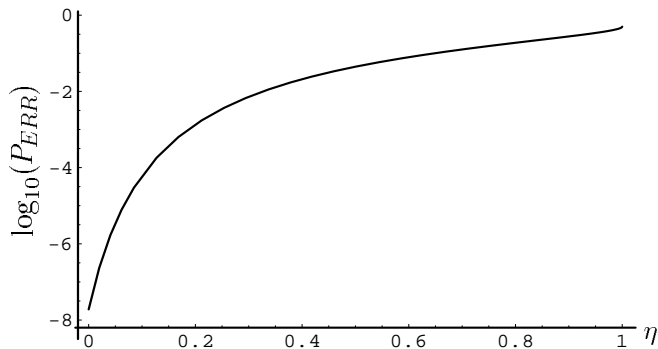


FIG. 2: Bob’s and Alice’s error rate P_{ERR} versus loss η .

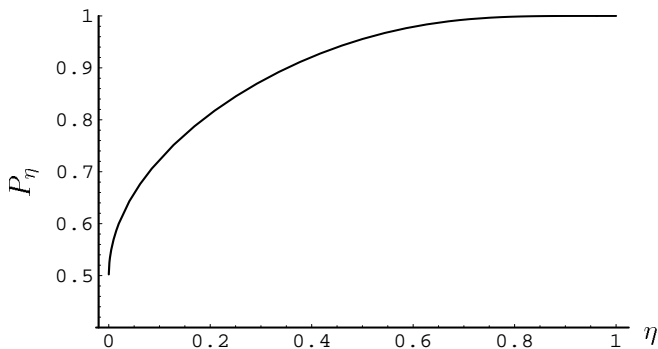


FIG. 3: Eve’s probability P_η to infer the correct bit value given sampling fraction of η , versus η , assuming she correctly guesses the basis.

in the error rate due to the eavesdropper depends on the particular type of attack and the extent of the attack. It should be noted that there exist situations (such as the “superior-channel attack” discussed below) where the eavesdropper can take advantage of large losses to acquire key information.

Any transmission loss experienced by the pulse will increase the error rates even in the absence of an eavesdropper. Bob and Alice can determine their systematic error rate by characterizing the loss of the transmission medium using classical means before the QKD system is installed. Shown in Fig. 2 is a log plot of Bob’s (and Alice’s) error rate versus the loss η . Any increases from their new systematic error rate will be indicative of the presence of an eavesdropper.

We will analyze four different attacks by Eve on the QKD system. In the first attack, Eve captures the entire optical pulse sent by Alice, makes a measurement in a randomly chosen basis, and records the inferred bit value. She then attempts to prepare the same state that Alice sent, and sends the prepared state on to Bob. Eve does not know which basis was used to encode the bit, and in the cases where she measures n in the incorrect basis (50% of the pulses), she will get the wrong bit value 50% of the time. Eve’s errors will result in Alice and Bob having a 25% bit-flip error rate, which is a clear indication of eavesdropping.

In the second attack, Eve simply samples a fraction of the pulse with a non-polarizing beam splitter and lets the remainder continue on to Bob. Eve can then do any sort of measurement on the sampled portion and try to determine some information about the key bit. Any attempts by Eve to sample part of the beam will result in a loss η . As discussed earlier, and as can be seen from the plot in Figure 2, there is an increase in the error rate as η increases from 0. Based on their error rate, Bob and Alice can make a good estimate for an upper bound on the amount of information that Eve would be able to obtain by sampling with a beam splitter.

In the third attack, Eve captures the entire optical pulse sent by Alice, passes it through a non-polarizing 50/50 beamsplitter and measures the photon difference number simultaneously in both bases (V/H and ± 45). Based on the results of this measurement, Eve prepares the state she believes Alice sent, and sends that state to Bob. The probability distributions for the difference number n that Eve would measure in this case are shown in Fig. 1(b). Given the considerable overlap between the three possible distributions, Eve does not gain much information from the results of a single measurement on both bases about which basis was used to encode the bit.

Figure 3 shows Eve’s probability of inferring the correct bit value as a function of η for sampling a fraction of the pulse with a non-polarizing beam-splitter. This plot assumes that Eve knows which basis is being used, which will in general not be true, further reducing her knowledge of the key. In the case of simultaneous measurements, Eve measures at 50% sampling. From Fig. 3, Eve will have approximately a 95% probability of getting the bit value correct for the correct basis, but she has only approximately a 50% probability of getting the basis correct. Therefore she has only a 50% probability of getting the correct bit value and basis. She will thus prepare states which result in incorrect bit values for Bob. These errors will be detected during Bob’s and Alice’s error rate checking, once again giving a clear indication of the eavesdropping.

The fourth attack is a “superior channel attack”. It requires that Eve possess the following technical items: a quantum memory system which can store quantum states for a potentially long period of time and a transmission channel which is lossless. The attack consists of Eve splitting the optical pulse into two equal parts using a 50/50 beamsplitter, sending one half of the pulse to Bob, and keeping the other half of the pulse. The pulse that she sends to Bob is sent on Eve’s lossless transmission channel which she has substituted for the original lossy channel. Eve stores the states of all the optical pulses sent from Alice to Bob with her quantum memory system. Eve then waits until after the public discussion which reveals the measurement bases, and she then measures her stored pulses in the correct bases.

In the case that the transmission loss from Alice to Bob (before Eve replaces the channel with her lossless channel) was 50%, Bob and Eve will receive the same

information. Both Eve and Bob will have received the same optical pulse which has experienced a 50% loss. Any one-way error correction which is sent by Alice will help correct Eve's errors just as well as it corrects Bob's errors. In the event that the original transmission loss is greater than 50%, Eve will be able to obtain even more key information than Bob.

Such an attack could be avoided by limiting the use of the protocol to channels with less than 50% loss. Also, if the error correction or privacy amplification required two-way communication between the recipient of the key, Eve would not necessarily be able to correct her errors without revealing her identity.

It is possible to generate type-II parametrically amplified pulses as described in this paper using conventional lasers and non-linear crystals. It is possible to make direct photodetection measurements of the signal pulses with the necessary sensitivity[14]. This differs with the QKD schemes using quadrature-squeezed states which require homodyne detection. Our scheme also has

a low systematic bit error rate, unlike the coherent-state key distribution system[6], which requires considerable redundancy to overcome intrinsic uncertainties that are unavoidable for the *intended* recipient of the key.

The physical origin of the security for our QKD scheme lies in the behavior of non-classical quantum fields when subject to beam-splitting losses or to polarization-basis changes. The plausibility of the security is based on the fact that Eve's attacks will consist of combinations of beam-splitting and polarization basis changes. Other more general attacks need to be considered further.

Acknowledgments

We thank the referee for helpful comments about the superior channel attack. This material is based upon work supported by the National Science Foundation under Grant No. 9876608.

-
- [1] C. H. Bennett and G. Brassard, Proc. IEEE International Conference on Computers, Systems and Signal Processing, Bangalore pp. 175–179 (1984).
 - [2] H. Zbinden, in *Introduction to quantum computation and information*, edited by H.-K. Lo, S. Popescu, and T. Spiller (World Scientific, Singapore, 1998), pp. 120–142.
 - [3] T. C. Ralph, Phys. Rev. A **61**, 010303 (2000).
 - [4] M. Hillery, Phys. Rev. A **61**, 022309 (2000).
 - [5] D. Gottesman and J. Preskill, Phys. Rev. A. **63**, 022309 (2001).
 - [6] C. H. Bennett and S. J. Wiesner, U.S. Patent (1996), 5,515,438.
 - [7] D. Mayers, in *Advances in Cryptology-Proceeding of Crypto '96* (Springer-Verlag, New York, 1996), pp. 343–357.
 - [8] D. Mayers, eprint quant-ph/9802025.
 - [9] H.-K. Lo and H. Chau, Science **283**, 2050 (1999).
 - [10] P. W. Shor and J. Preskill, Phys. Rev. Lett. **85**, 441 (2000).
 - [11] H. Inamori, N. Lütkenhaus, and D. Mayers, eprint quant-ph/0107017.
 - [12] A. Heidemann and et al., Phys. Rev. Lett. **59**, 2555 (1987).
 - [13] O. Aytur and P. Kumar, Phys. Rev. Lett. **65**, 1551 (1990).
 - [14] D. T. Smithey, M. Beck, M. Belsey, and M. G. Raymer, Phys. Rev. Lett. **69**, 2650 (1992).
 - [15] B. Mollow and R. Glauber, Phys. Rev. **160**, 1097 (1967).
 - [16] R. Loudon and P. Knight, J. Mod. Opt. **34**, 709 (1987).