

Typical entanglement in multi-qubit systems

Vivien M. Kendon,^{1,*} Kae Nemoto,² and William J Munro³

¹*Optics Section, Blackett Laboratory, Imperial College, London, SW7 2BW, United Kingdom.*

²*School of Informatics, Dean Street, University of Wales, Bangor, LL57 1UT, United Kingdom.*

³*Hewlett-Packard Laboratories, Filton Road, Stoke Gifford, Bristol, BS34 8QZ, United Kingdom.*
(Dated: 5 June 2001)

Quantum entanglement and its paradoxical properties hold the key to an information processing revolution. Much attention has focused recently on the challenging problem of characterizing entanglement. Entanglement for a two qubit system is reasonably well understood, however, the nature and properties of multiple qubit systems are largely unexplored. We have found that typical pure states of N qubits are highly entangled but have decreasing amounts of pairwise entanglement as N increases. Above 6 qubits very few states have any pairwise entanglement, and generally, m -way entanglement disappears from a typical pure state of N qubits for $N \gtrsim 2m + 3$.

PACS numbers: 03.67.-a, 03.65.Ud

Quantum entanglement is a key prediction of quantum mechanics and is generally thought to be one of the key resources required in quantum information processing. Known quantum information applications include quantum computation [1, 2], quantum communication [3], quantum cryptography [4, 5, 6, 7], and quantum teleportation [8, 9, 10]. The properties of entangled states potentially used in these applications are still poorly understood. General two qubit entangled states have been well characterized, and a number of analytical measures of entanglement are known [11, 12]. However, for N qubit systems (with $N > 2$), few such measures can be calculated even for pure states. Despite these difficulties, arrays of qubits have been the focus of recent attention [13, 14, 15, 16], e.g., Raussendorf and Briegel [17] propose using an array of highly entangled qubits for quantum computation.

In this letter we consider the average, or typical properties of N qubit pure states. A subsystem of an entangled pure state is in general a mixed state, thus we also consider the entanglement of mixed states derived from known sets of pure states. Currently, a variety of measures are known for quantifying the degree of entanglement, including the entanglement of distillation [18], the relative entropy of entanglement [19], the entanglement of formation [11, 18] and the negativity [12]. Using $|0\rangle$ and $|1\rangle$ for the two eigenstates of a spin- $\frac{1}{2}$ system or equivalent that encodes a qubit, and $|00\rangle$ as a shorthand for $|0\rangle_A|0\rangle_B$, a state of two qubits A and B , the four Bell states $(|00\rangle \pm |11\rangle)/\sqrt{2}$ and $(|01\rangle \pm |10\rangle)/\sqrt{2}$ have the maximum possible entanglement. Most entanglement measures assign a value of 1 to a Bell state, and 0 to all separable states (such as $|00\rangle$ or $|11\rangle$).

For our purposes, it is convenient to use the tangle τ (squared concurrence) as our entanglement measure when considering two or three qubits. The tangle is an entanglement monotone from which the entanglement of formation can be calculated [11, 20]. For a pure state of two qubits, $\tau = 4\det|\rho_A|$, where ρ_A is the reduced density

matrix obtained when qubit B has been traced over (or vice versa permuting A and B). For a mixed state ρ of two qubits, the concurrence $C = \tau^{1/2}$ is given by

$$C = \max(\lambda_1 - \lambda_2 - \lambda_3 - \lambda_4, 0), \quad (1)$$

where the λ_i are the square roots of the eigenvalues of $\rho\tilde{\rho} = \rho \sigma_y^A \otimes \sigma_y^B \rho^* \sigma_y^A \otimes \sigma_y^B$, and ρ^* denotes the complex conjugation of ρ in the computational basis $\{|00\rangle, |01\rangle, |10\rangle, |11\rangle\}$. The entanglement of formation $E_f = h(\frac{1}{2} + \frac{1}{2}\sqrt{1-C^2})$, where $h(x)$ is the binary entropy function, $h(x) = -x \log_2(x) - (1-x) \log_2(1-x)$.

A general pure state of two qubits can be written [21]

$$\begin{aligned} |\Psi_2\rangle = & e^{i\chi_0} \cos \theta_0 |00\rangle \\ & + e^{i\chi_1} \sin \theta_0 \cos \theta_1 |01\rangle \\ & + e^{i\chi_2} \sin \theta_0 \sin \theta_1 \cos \theta_2 |10\rangle \\ & + e^{i\chi_3} \sin \theta_0 \sin \theta_1 \sin \theta_2 |11\rangle, \end{aligned} \quad (2)$$

where χ_j, θ_j are chosen uniformly according to

$$(2\pi)^{-4} d(\sin \theta_0)^6 d(\sin \theta_1)^4 d(\sin \theta_2)^2 d\chi_0 d\chi_1 d\chi_2 d\chi_3 \quad (3)$$

the Haar measure, with $0 \leq \chi_i < 2\pi$ and $0 \leq \theta_i < \pi/2$. (We include an extra overall random phase, $e^{i\chi_0}$, to maintain consistency with $SU(n)$.)

Calculating $\tau = 4\det|\rho_A|$ using Eq. (2) and integrating over the Haar measure, Eq. (3), gives $\langle \tau \rangle = 2/5$. A randomly selected pure state of two qubits might thus be expected to have 0.4 tangle units of entanglement, and we have already noted that states exist with the maximum (1) and minimum (0) amounts of entanglement. More informative is the distribution, the density of states (over the Haar measure) with a given value of the tangle. Calculated numerically by sampling 30 million random pure states, this distribution is shown in Fig. 1. In tangle units, the distribution is broad, with many states having little or no entanglement compared to only a few with high or maximal entanglement.

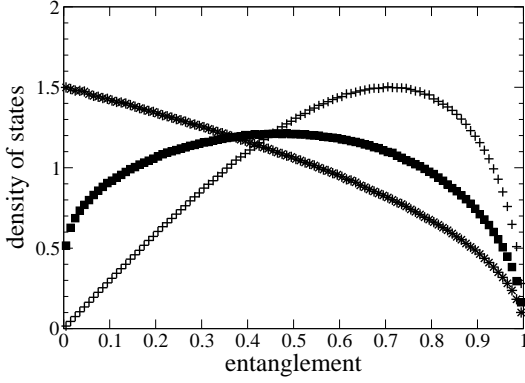


FIG. 1: Distribution of the tangle (*), concurrence (+) and entanglement of formation (■) for two qubit pure states sampled uniformly over the Haar measure.

However, it must be emphasized that the shape of the distribution is heavily dependent on the choice of entanglement measure. Compare in Fig 1 the distributions of the concurrence $C = \tau^{1/2}$ and the entanglement of formation (first shown in [22]). The corresponding average values (calculated numerically) are $\langle C \rangle = 0.5890 \pm 0.0002$ and $\langle E_f \rangle = 0.4808 \pm 0.0002$. Of course, $\langle C \rangle \neq \langle \tau \rangle^{1/2} = 0.632 \dots$. Similarly, a pure state with $\tau = 2/5$, the average value, would have $E_f = 0.508 \dots$. The lesson of all this is that it is necessary to be very careful to compare like with like when dealing with entanglement. Also, it is interesting to note that, though close, none of these average entanglement values are exactly equal to $1/2$, which would be the naïve guess.

For three qubits, it is possible to define the 3-tangle τ_3 for a pure state [20], giving a measure of the purely three-way entanglement in the system. A value for the tangle between each of the three possible pairs of qubits can also be calculated, τ_{AB} , τ_{AC} and τ_{BC} , using Eq. (1). These satisfy,

$$\tau_3 = \tau_A - \tau_{AB} - \tau_{AC} \quad (4)$$

where $\tau_A = 4\det|\rho_A|$ as before, except now both qubits B and C have been traced out to leave the partial density matrix ρ_A . Equation (4) holds for any permutation of A, B and C. For the GHZ state $(|000\rangle + |111\rangle)/\sqrt{2}$, which has the maximum possible 3-tangle, $\tau_3 = 1$ and $\tau_{AB} = 0$, while for the W state $(|001\rangle + |010\rangle + |100\rangle)/\sqrt{3}$, $\tau_3 = 0$ and $\tau_{AB} = 4/9$ for each pair, the maximum possible amount of pairwise tangle in a three qubit state [15].

As for two qubits, the average values for τ_3 and τ_{AB} can be calculated. After analytically evaluating somewhat lengthy integrals, they are found to be $\langle \tau_3 \rangle = 1/3$ and $\langle \tau_{AB} \rangle = 1/6$. Since τ_3 and τ_{AB} satisfy Eq. (4), one can consider the quantity $\langle \tau_3 + \tau_{AB} + \tau_{AC} + \tau_{BC} \rangle = 5/6$, the average total entanglement (in tangle units) in a random pure state of three qubits. This gives an average entanglement of $5/18 \simeq 0.27$ per qubit for three qubits, compared with $1/5$ per qubit for two qubits. A GHZ state has

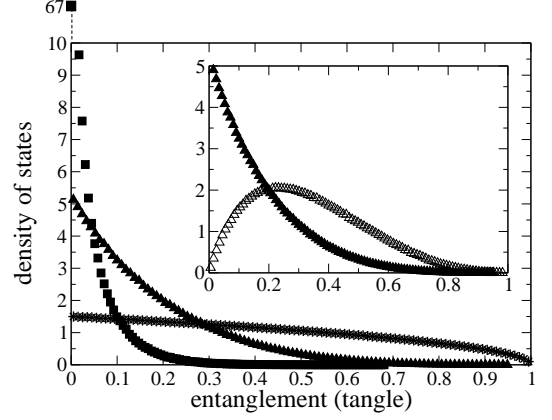


FIG. 2: Distribution of the 2-tangle for two (*), three (filled \triangle) and four (■) qubit pure states; inset: distribution of the 3-tangle (\triangle) and pairwise tangle (filled \triangle) for three qubit pure states, all sampled uniformly over the Haar measure.

a tangle of $1/3$ per qubit and a W state $4/9$. O'Connor and Wootters [13, 14] considered rings and chains of N qubits in a translationally invariant state and determined the maximum possible nearest neighbor entanglement to be at least $C = 0.434467$ or $\tau = 0.18876157$ per qubit.

The distributions for τ_3 and τ_{AB} , Fig. 2 (inset), were calculated numerically by sampling a million pure three qubit states drawn randomly over the generalization of the Haar measure, Eq. (3). The 2-tangle is now much more concentrated near zero than for two qubits, while the 3-tangle is quite peaked around the average value.

These results for pairwise and three-way tangles would be more useful if it was possible to continue in the same manner for four and more qubits. Currently, there is no known analytical expression for the 3-tangle of a mixed state of three qubits, nor whether equivalent expressions like Eq. (4) can be found beyond three qubits. For four qubits the average pairwise entanglement evaluated numerically from a million randomly sampled four qubit pure states is 0.03138 ± 0.00006 tangle units per pair. The four qubit pairwise distribution, shown in Fig. 2, is now strongly peaked around zero entanglement. A closer look at the numerical data reveals a new feature not present in the distributions for two or three qubit pure states: there is now a significant fraction of the pairs (24%) with zero entanglement, causing the outlying point at 67 for the bin that includes zero. This is not just zero to numerical accuracy. The formula for the concurrence of a pair of qubits in a mixed state ρ is given by Eq. (1). Clearly, if the values of the λ_i are such that the maximum is zero by a significant margin, then the result is effectively exact.

This trend continues for random pure states of 5 and 6 qubits, with (evaluated numerically over samples of 100,000) 80% and 99% respectively of pairs having zero entanglement in such states selected randomly over the Haar measure. This is the probably P_2 of finding a chosen pair has zero entanglement. The probability P_s that

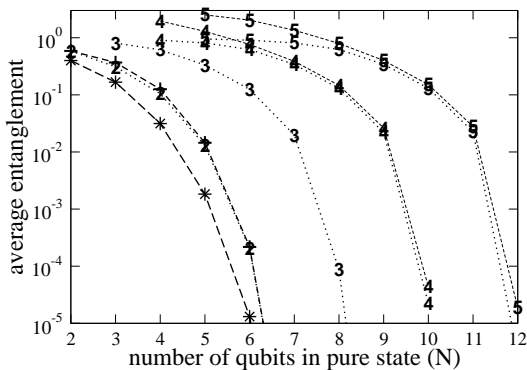


FIG. 3: Negativity for subsets of m qubits selected from random pure states sampled uniformly over the Haar measure. The symbol gives m . For subsets of two qubits, the tangle (*) and concurrence(+) are also shown.

the state as a whole has zero pairwise entanglement in all possible pairs is smaller, but also fast approaching 100%; by $N = 7$ numerical sampling gives $P_s > 99.9\%$. So we have a picture of typical pure states having less and less pairwise entanglement as the number of qubits increases, with the measure of states with some pairwise entanglement becoming essentially zero beyond 7 qubits. In other words, the fall off is not gradual, but occurs sharply between $3 < N \lesssim 7$.

This immediately begs the question, what happens to 3-way entanglement as the number of qubits increases? While it isn't known how to calculate the 3-tangle for mixed states of three qubits, there is another measure of entanglement that can be used to answer this question. The partial transpose of a density matrix expressed in the standard basis is obtained by interchanging terms with a selected qubit in the opposite state [23]. Such a matrix, denoted ρ^T , can have negative eigenvalues if the original density matrix ρ is entangled. If ρ^T has only positive eigenvalues for any combination of transposed qubits (up to half the total in ρ), then ρ is said to be PPT (positive partial transpose), and in most cases, ρ is separable. The exceptions have bound entanglement [24, 25], which only occurs in systems with Hilbert space larger than $2 \otimes 2$. Bound entangled states are known to be relatively rare [22], of finite measure but smaller than the measure of separable states, which decreases exponentially in the number of qubits.

First we will use the negativity to show that there is a similar trend of decreasing 3-way, 4-way and 5-way entanglement as the number of qubits in a random pure state is increased. Following Życzkowski [12] we define the negativity as twice the absolute value of the sum of the negative eigenvalues of ρ^T ; Vidal and Werner [26] recently proved it is an entanglement monotone, Figure 3 shows how it compares with the tangle and concurrence. two curves are shown for subsets of 4 and 5 qubits because there are different values for transposing one qubit,

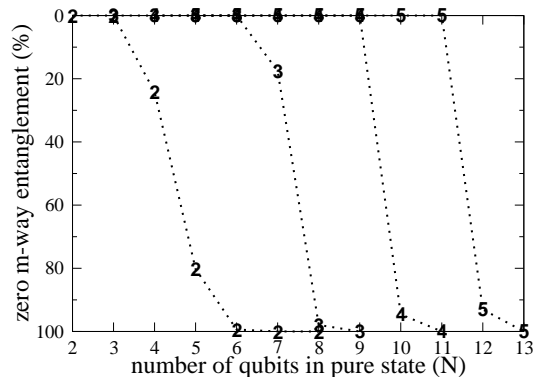


FIG. 4: Percentage of subsets of m qubits with zero entanglement in random pure states sampled uniformly over the Haar measure, where m is the symbol.

or two qubits at once. A log-linear plot has been used to show that all the entanglement measures fall faster than exponentially as the number of qubits in the pure state increases.

Note, however, that the negativity of a subset of three qubits doesn't only measure three-way entanglement, it also measures pairwise entanglement for any pair within that subset of three. Furthermore, negativity does not satisfy any convenient quantitative relation like Eq. (4) for the tangle, so comparison of the negativity of subsets of 2 and 3 qubits cannot be used to isolate pure 3-way entanglement. This is shown clearly by the values of the negativity for the W states. For the GHZ state, the negativity is 1 for all three qubits, and zero for the reduced density matrix of any pair, the same as for the tangle, but for the W state, the negativity is 0.41202 for the reduced density matrix of any pair and 0.94281 for all three qubits. It is thus not possible to identify finite amounts of three-way entanglement unless you also know that there is zero pairwise entanglement in the pure state. Conversely, if the negativity of all subsets of three qubits is zero, there is still the possibility of bound entanglement, so we cannot say that there is strictly no three-way entanglement in the state. Nonetheless, since bound entanglement is a relatively rare phenomenon, if we are willing to neglect it in order to obtain the shape of the larger picture over all pure states, we can use the negativity to identify states that have approximately zero 3-way entanglement, and so on for 4-way, 5-way, m -way entanglement, Fig. 4. There is m -way entanglement in almost all pure states up to $N \simeq 2m$, then it drops sharply to zero by $N = 2m + 3$, based on numerical analysis of random pure states sampled uniformly over the Haar measure for $N \leq 13$ and $m \leq 6$.

This result can be explained at least qualitatively by considering the entropy of subsystems. For a pure state of N qubits, the entropy $S_N = 0$. If the system is split into two pieces, of k qubits and $(N - k)$ qubits, then each subsystem has the same entropy, $S_k = S_{(N-k)}$, given by

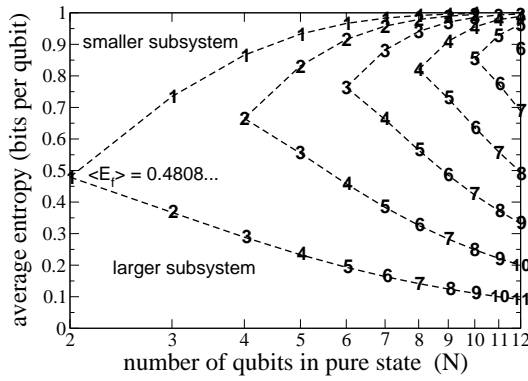


FIG. 5: Entropy of subsystems plotted per qubit for random pure states sampled uniformly over the Haar measure. Symbols give subsystem size, k and $(N - k)$. For two qubits, the average entropy corresponds to $\langle E_f \rangle$ as shown.

$S_k = -\sum_i \lambda_i \log_2 \lambda_i$, where the λ_i are the eigenvalues of the reduced density matrix ρ_k obtained by tracing out the other $(N - k)$ qubits. Page [27] conjectured (later proved [28, 29]) that the average entropy of such a subsystem is (in the notation of this paper)

$$S_k \ln(2) = \sum_{j=2^{N-k+1}}^{2^N} \frac{1}{j} - \frac{2^k - 1}{2^{N-k+1}} \simeq k \ln(2) - \frac{1}{2^{N-2k+1}} \quad (5)$$

where the approximate version is valid for $1 \ll k \leq N/2$. A useful way of presenting the entropies of the subsystems is to plot them per qubit, for both the larger and smaller of the two subsystems. This is shown in Fig. 5. Equation (5) implies that the entropy of the smaller subsystem is nearly maximal, which in turn implies that the subsystem is nearly maximally mixed, i.e. not entangled. In Fig. 5 this is shown by the lines for the smaller subsystem asymptoting to 1 as the difference between k and N becomes larger. There is a set of unentangled states of finite measure [22] surrounding the maximally mixed state ($\rho = \mathbf{1}$). As N increases and the smaller subsystem becomes more mixed, it enters this unentangled region for finite N , thus explaining the rapid transition to zero m -way entanglement shown in Fig. 4.

In conclusion, we have shown that almost all of the entanglement in a randomly chosen pure state of N qubits is in m -way or higher entanglement, where $m \gtrsim N/2$. This has implications for schemes to detect entanglement in many qubit systems where only looking at pairwise entanglement could lead to the erroneous conclusion that the system is not entangled when it actually is. Future work will include extension to mixed states of N qubits.

This work was funded in part by the European project EQUIP(IST-1999-11053) and QUIPROCON (IST-1999-29064). VK is funded by the UK Engineering and Physical Sciences Research Council grant num-

ber GR/N2507701. KN is funded in part under project QUICOV as part of the IST-FET-QJPC programme. We would like to thank Seth Lloyd for drawing our attention to Refs. [27, 28, 29], and Martin Plenio and Jens Eisert for useful discussions.

* Electronic address: Viv.Kendon@ic.ac.uk

- [1] D. P. DiVincenzo, *Science* **270**, 255 (1995).
- [2] V. Vedral and M. B. Plenio, *Prog. Quant. Electron.* **22**, 1 (1998).
- [3] B. Schumacher, *Phys. Rev. A* **54**, 2614 (1996).
- [4] W. Tittel, J. Brendel, H. Zbinden, and N. Gisin, *Phys. Rev. Lett.* **84**, 4737 (2000).
- [5] T. Jennewein, C. Simon, G. Weihs, H. Weinfurter, and A. Zeilinger, *Phys. Rev. Lett.* **84**, 4729 (2000).
- [6] D. S. Naik, C. G. Peterson, A. G. White, A. J. Berglund, and P. G. Kwiat, *Phys. Rev. Lett.* **84**, 4733 (2000).
- [7] A. K. Ekert, *Phys. Rev. Lett.* **67**, 661 (1991).
- [8] D. Boschi, S. Branca, F. D. Martini, L. Hardy, and S. Popescu, *Phys. Rev. Lett.* **80**, 1121 (1998).
- [9] C. H. Bennett, G. Brassard, C. Crpeau, R. Jozsa, A. Peres, and W. K. Wootters, *Phys. Rev. Lett.* **70**, 1895 (1993).
- [10] D. Bouwmeester, J. W. Pan, K. Mattle, M. Eibl, H. Weinfurter, and A. Zeilinger, *Nature* **390**, 575 (1997).
- [11] W. K. Wootters, *Phys. Rev. Lett.* **80**, 2245 (1998), quant-ph/9709029.
- [12] K. Życzkowski, P. Horodecki, A. Sanpera, and M. Lewenstein, *Phys. Rev. A* **58**, 883 (1998), quant-ph/9804024.
- [13] W. K. Wootters, *Entangled chains* (2000), quant-ph/0001114.
- [14] K. M. O'Connor and W. K. Wootters, *Phys. Rev. A* **63**, 052302 (2001), quant-ph/0009041.
- [15] M. Koashi, V. Bužek, and N. Imoto, *Phys. Rev. A* **62**, 050302(R) (2000), quant-ph/0007086.
- [16] D. Gunlycke, V. M. Kendon, V. Vedral, and S. Bose, *Phys. Rev. A* (2001), in press, quant-ph/0102137.
- [17] R. Raussendorf and H. J. Briegel, *Phys. Rev. Lett.* **86**, 5188 (2001).
- [18] C. H. Bennett, D. P. DiVincenzo, J. A. Smolin, and W. K. Wootters, *Phys. Rev. A* **54**, 3824 (1996).
- [19] V. Vedral, M. B. Plenio, K. Jacobs, and P. L. Knight, *Phys. Rev. A* **56**, 4452 (1997), quant-ph/9703025.
- [20] V. Coffman, J. Kundu, and W. K. Wootters, *Phys. Rev. A* **61**, 052306 (2000), quant-ph/9907047.
- [21] K. Nemoto, *J. Phys. A: Math. Gen.* **33**, 3493 (2000), quant-ph/0004087.
- [22] K. Życzkowski, *Phys. Rev. A* **60**, 3496 (1999), quant-ph/9902050.
- [23] A. Peres, *Phys. Rev. Lett.* **77**, 1413 (1996), quant-ph/9604005.
- [24] P. Horodecki, *Phys. Lett. A* **232**, 333 (1997), quant-ph/9703004.
- [25] M. Horodecki, P. Horodecki, and R. Horodecki, *Phys. Rev. Lett.* **80**, 5239 (1998), quant-ph/9801069.
- [26] G. Vidal and R. F. Werner, *A computable measure of entanglement* (2001), quant-ph/0102117.
- [27] D. Page, *Phys. Rev. A* **71**, 1291 (1993), gr-qc/9305007.
- [28] S. K. Foong and S. Kanno, *Phys. Rev. Lett.* **72**, 1148

- (1994).
- [29] S. Sen, Phys. Rev. Lett. **77**, 1 (1996), hep-th/9601132.