

# Strange happenings at the quantum-classical boundary: The delta-kicked rotor

Tanmoy Bhattacharya,<sup>1</sup> Salman Habib,<sup>1</sup> Kurt Jacobs,<sup>1</sup> and Kosuke Shizume<sup>2</sup>

<sup>1</sup>*T-8, Theoretical Division, MS B285, Los Alamos National Laboratory, Los Alamos, New Mexico 87545*

<sup>2</sup>*University of Library and Information Science, 1-2 Kasuga, Tsukuba, Ibaraki 305, Japan*

(Dated: May 20, 2019)

We investigate the quantum-classical transition in the delta-kicked rotor and the attainment of the classical limit in terms of measurement-induced state-localization. It is possible to study the transition by fixing the environmentally induced disturbance at a sufficiently small value, and examining the dynamics as the system is made more macroscopic. We show that the behavior of the rotor in the region of transition, characterized by the late-time momentum diffusion coefficient, can be strikingly different from both the quantum and classical behaviors, *e.g.*, exhibiting a large increase in the diffusion coefficient. This transition regime is accessible in ongoing experiments.

Explorations of the transition from quantum to classical behavior in nonlinear dynamical systems constitute one of the frontier areas of present theoretical research. The recently realized possibility of carrying out controlled experiments in this regime [1, 2, 3] has added greatly to the impetus for increasing our understanding of this transition, quite aside from the undoubtedly fundamental importance of the subject. The point at issue is not so much the status of formal semiclassical approximations in the sense of  $\hbar \rightarrow 0$ , but a description and understanding of the processes that take place in actual experiments on the dynamical behavior of *observed* quantum systems. Quantum decoherence and conditioned evolution arising as a consequence of system-environment couplings and the act of observation provide a natural pathway to the classical limit as has been demonstrated quantitatively in Ref. [4] (see also references [5]).

Closed systems in which the quantum and classical averages diverge sharply after some finite time are of great interest in studying the quantum-classical transition: It is our purpose here to investigate this transition in the quantum delta-kicked rotor (QDKR) within the framework presented in Ref. [4]. As will be demonstrated below, the quantum-classical transition regime possesses some remarkable features which are well within the reach of present-day experiments.

The QDKR has been shown to display a variety of dynamical behaviors such as dynamical localization [6], a nontrivial variation of the intrinsic momentum diffusion coefficient,  $D_p$ , as a function of the stochasticity parameter [7], and strong resistance to decoherence (in terms of  $D_p$  not reaching the intrinsic classical value even in a strongly-coupled regime) [8, 9, 10]. Finally, the QDKR possesses the added attraction that it can be studied via atomic optics experiments utilizing laser-cooled atoms and allowing some degree of control of the coupling to an external environment via spontaneous emission pro-

cesses [2]. This system consists of noninteracting atoms in a magneto-optical trap (MOT); on turning on a detuned standing light wave with wave number  $k_L = 2\pi/\lambda$ , the atoms scatter photons resulting in an atomic momentum kick of  $2\hbar k_L$  with every such event. Internal degrees of freedom can be eliminated since the large detuning precludes population transfer between atomic states. The resulting dynamics is restricted to the momentum space of the atoms and can be described by simple effective Hamiltonians, the Hamiltonian for the QDKR being one of the implementable examples.

The QDKR Hamiltonian in scaled units is

$$H(p, q, t) = \frac{1}{2}p^2 + \kappa \cos q \sum_n \delta(t - n). \quad (1)$$

where  $q$  and  $p$  are the dimensionless position and momentum, satisfying  $[q, p] = i\hbar$ , for a dimensionless  $\hbar$ , and  $\kappa$  is the scaled kick strength. In our analysis we will use  $\kappa = 10$ , and following the experimental situation we will use open boundary conditions on  $q$ . Note that the scaling required to bring the equation to this dimensionless form [13] hides the fact that increasing  $\hbar$  at fixed  $\kappa$  involves decreasing the period between the kicks or their strength — thus, all else being equal, this system behaves more classically when the kicks are harder and spaced farther apart in time.

The effect of random momentum kicks due to spontaneous emission can be modeled approximately by a weak coupling to a thermal bath [14], which in current experiments is spatially modulated. The case of continuous position measurement is somewhat simpler, leading to a constant diffusion coefficient: The Master equation describing the evolution of the reduced density matrix for the system is

$$\dot{\rho} = -\frac{i}{\hbar}[H, \rho] - k[q, [q, \rho]] \quad (2)$$

where  $k = D_{\text{env}}/\hbar^2$ , with  $D_{\text{env}}$  the diffusion constant describing the rate at which the momentum of a free particle would diffuse due to a thermal environment. A continuous measurement of position described by the (non-linear) stochastic Schrödinger equation [15]

$$|\tilde{\psi}(t+dt)\rangle = \left[ 1 - \frac{1}{\hbar} (iH + \hbar k q^2) dt + \left( 4k\langle q \rangle dt + \sqrt{2k} dW \right) q \right] |\tilde{\psi}(t)\rangle \quad (3)$$

is an unraveling of precisely this Master equation, thus averages over the Schrödinger trajectories reproduce expectation values computed using the reduced density matrix  $\rho$ . In this context  $k$  has an interpretation as the *measurement strength*, since it determines the rate at which information is obtained about the location of the particle in the measurement process. From the relationship between  $k$  and  $D_{\text{env}}$  given above, we see that  $\hbar$  determines the relationship between the information provided about  $q$ , and the resulting momentum disturbance. The important point to note for the following is that for a fixed  $D_{\text{env}}$ , the measurement strength is reduced as  $\hbar$  increases (conversely, for fixed measurement strength  $D_{\text{env}}$  increases with  $\hbar$ ).

All dynamical systems that one can build in the laboratory are necessarily observed in order to investigate their motion. For sufficiently small  $\hbar$ , and a reasonable value of  $k$ , the measurement maintains localization of the wavefunction, while generating an insignificant  $D_{\text{env}}$ . For sufficiently localized wavefunctions, expectation values of products of operators are very close to the products of the expectation values of the individual operators. Ehrenfest's theorem then implies that the classical equations of motion are satisfied. On the other hand, for sufficiently large  $\hbar$  (and the same insignificant  $D_{\text{env}}$ ),  $k$  is sufficiently small that the quantum dynamics is essentially preserved. It is the detailed nature of this transition that we now wish to investigate. A more general discussion and specific inequalities that have to be satisfied for the classical limit to be obtained can be found in Refs. [4].

Our strategy in examining the quantum to classical transition is to fix the level of noise (*i.e.*, the diffusion coefficient  $D_{\text{env}}$ ) resulting from the measurement at some sufficiently small value, so that classical behavior is obtained for small  $\hbar$  and then to study systematically how quantum behavior emerges as the effective  $\hbar$  is increased.

Previous studies of the QDKR have shown that in the presence of decoherence/measurement, dynamical localization is lost in the sense that there exists a non-zero late-time momentum diffusion coefficient, but that this diffusion coefficient is not necessarily the same as the intrinsic classical diffusion coefficient  $D_{\text{cl}}$  [8, 9]. The existence of this late-time diffusion coefficient provides a particularly convenient means of characterizing and studying the quantum-classical transition. At sufficiently small  $\hbar$ ,

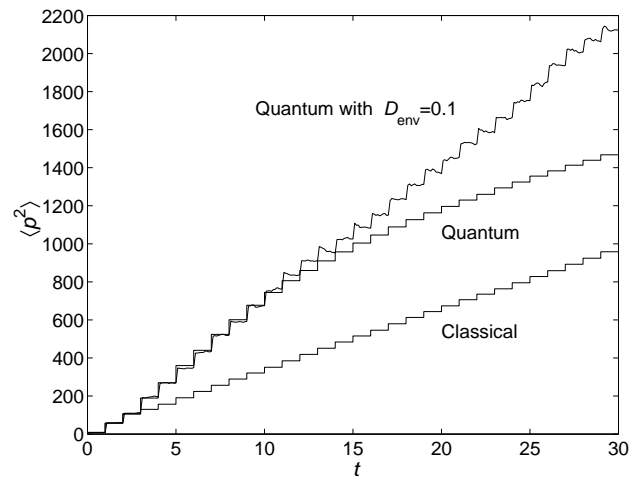


FIG. 1: The spread in momentum, measured by  $\langle p^2 \rangle$ , as a function of time for the noiseless classical system, the noiseless quantum system with  $\hbar = 3$ , and the same quantum system with  $D_{\text{env}} = 0.1$ . To obtain the latter the Master equation has been solved by averaging 1000 trajectories.

$D_p$  attains the classical value ( $D_p \simeq D_{\text{cl}}$ ), provided that  $D_{\text{env}}$  is not too large. If  $D_{\text{env}}$  is large then one would expect  $D_p \simeq D_{\text{cl}} + D_{\text{env}}$  which is the classical result under driving by strong noise [11]. At sufficiently large values of  $\hbar$ , on the other hand, one expects quantum effects to be dominant and therefore one should very nearly obtain dynamical localization ( $D_p \simeq 0$ ). Thus, one of the key questions is the behavior of  $D_p$  as a function of  $\hbar$  in the transition regime in between  $D_p \simeq D_{\text{cl}}$  and  $D_p \simeq 0$ , and the variation of  $D_p$  as a function of decoherence or measurement strength as set by the value of  $D_{\text{env}}$ .

Analytical investigation of the transition regime is made difficult by the nonlinearity of the dynamical equations and the lack of a small parameter in which to carry out a perturbative analysis [12]. We investigated the dynamics of the environmentally coupled QDKR by numerically solving Eqns. (2) and (3) on a parallel supercomputer. The transition regime displays a variety of interesting phenomena which we discuss below.

First we note that if we construct a trajectory starting with a minimum uncertainty wavepacket, the non-linearity of the system dynamics spreads it out. The localizing influence of measurement ultimately limits the spread (in both  $q$  and  $p$ ), until a steady state is reached. The stronger the measurement, the sooner the spread is checked. We are, however, interested not in single trajectories, but the  $D_p$  for an ensemble of these trajectories. In Fig. 1 we plot  $\langle p^2 \rangle$  for the classical system, and for the quantum system with and without measurement for  $\hbar = 3$ . (For this case classical behavior is not expected unless  $D_{\text{env}} \ll 3$  and  $\hbar \ll 2\sqrt{D_{\text{env}}}$ .) At early times,

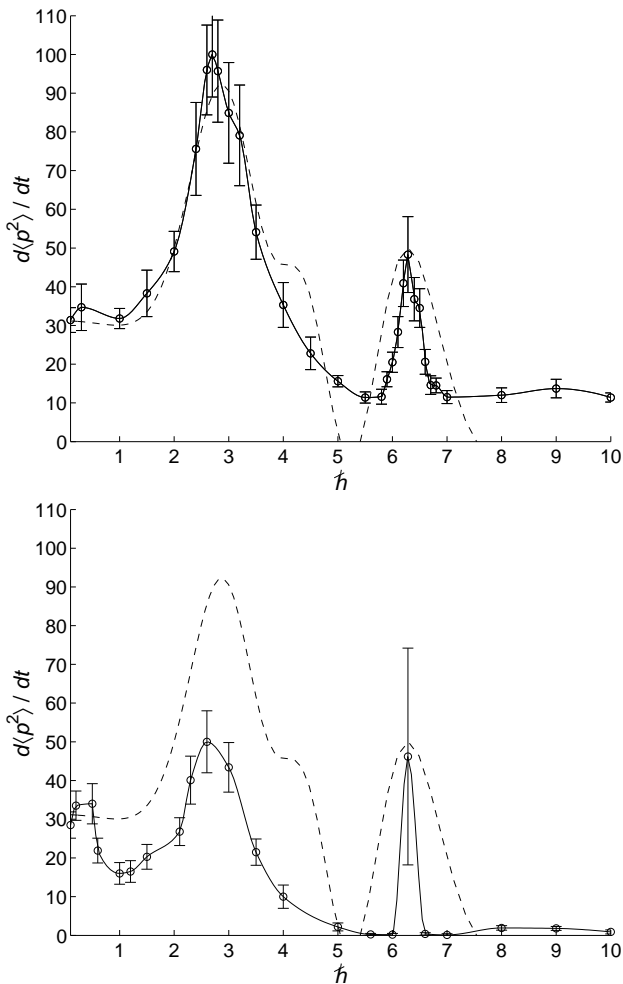


FIG. 2: The late-time ( $t=30-50$ ) diffusion coefficient as a function of  $\hbar$  for two values of the measurement induced diffusion coefficient,  $D_{\text{env}}$ . The circles are the calculated points; the solid curves are meant simply to aid the eye. (a)  $D_{\text{env}} = 0.1$ ; (b)  $D_{\text{env}} = 10^{-4}$ . The dashed line represents the Shepelyansky curve discussed in the text.

the quantum value of the diffusion rate is much higher than the classical value, although this decreases with time (eventually falling to zero). On the other hand, when the system is under observation, the initial evolution of the system is hardly affected; it is only that the diffusion rate reaches a constant value at about  $t = 10$ . Thus, the measurement appears to induce a ‘premature’ steady-state, just as it induces a ‘premature’ steady-state width, freezing in this rate at that early time to a value which, in this case, is substantially larger than the classical result.

In Fig. 2 we plot  $D_p$  as a function of  $\hbar$  for  $D_{\text{env}} = 0.1$  and  $D_{\text{env}} = 10^{-4}$ , with  $\kappa = 10$ . For small  $\hbar$ ,  $D_p$  is essentially given by the classical value ( $D_{\text{cl}} = 31.2$ ), and for large  $\hbar$ ,  $D_p$  is close to the quantum value ( $D_p = 0$ ) when  $D_{\text{env}}$  is sufficiently small. Thus we see the expected tran-

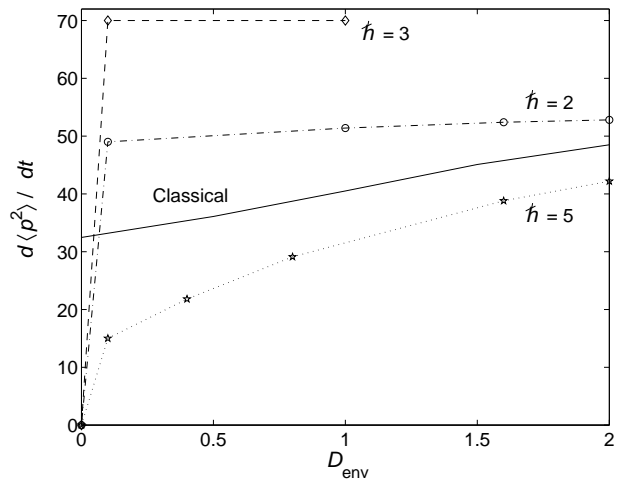


FIG. 3: The late time momentum diffusion coefficient  $D_p$  as a function of the diffusion coefficient  $D_{\text{env}}$  in the Master equation for the QDKR. Results at different values of  $\hbar$  show the nontrivial nature of the approach to the classical noise-dominated result (solid line).

sition from classical to quantum behavior. However, the transition region is surprisingly complex. Of particular note are the two peaks, the second of which is centered at  $\hbar = 2\pi$ , and the fact that the value of  $D_p$  at the first peak  $\hbar \sim 3$  for  $D_{\text{env}} = 0.1$  is more than twice  $D_{\text{cl}}$ ! Another remarkable fact is the relative insensitivity of the placement of the transition region (as a function of  $\hbar$ ) as  $D_{\text{env}}$  changes over three orders in magnitude. In what follows, for convenience we will refer to the plots in Fig. 2 simply as transition curves.

Shepelyansky has derived an approximate analytical expression for the early time quantum diffusion rate [16], and this is also plotted in Fig. 2. As this formula is only valid for  $\kappa \gg \hbar$ , a condition not met over most of this range, we use it only as a qualitative indicator. Nevertheless, the trend in the data is obvious: we see that for sufficiently large  $D_{\text{env}}$ , the transition curve follows the early time quantum diffusion rate fairly closely: measurement is effective at ‘freezing in’ the early time value, and it is from this that the complex structure originates. In particular, the peak at  $\hbar = 2\pi$  is due to a ‘quantum resonance’ [17]. For smaller values of  $D_{\text{env}}$ , the transition curve drops below the Shepelyansky curve, which is consistent with the notion that the weaker measurement takes longer to stabilize the falling quantum diffusion rate.

One consequence of this complex behavior is that, in the transition region, the cross-over from the classical to quantum regimes can appear to be quite counter-intuitive. A simple way to see this is to plot the late-time  $D_p$  as a function of  $D_{\text{env}}$  for different values of  $\hbar$  as has been done in Fig. 3. One interesting open question that

can be addressed this way is whether the quantum evolution, as a function of  $D_{\text{env}}$ , first goes over to the classical limit (with small noise) or reaches the classical value only in the fully noise dominated limit. At sufficiently small  $\hbar$  and a finite  $D_{\text{env}}$ , it follows from the results of Ref [4] that the classical limit will exist and thus the quantum evolution will go over to the small-noise classical limit. However, as Fig. 3 shows, in the intermediate regime this is not the case. Indeed, an inversion of what is usually expected occurs, as the system appears to behave *more* quantum mechanically (*i.e.*, it diffuses slower) at *smaller* values of  $\hbar$  (*e.g.*,  $\hbar = 3$  vs.  $\hbar = 5$  in Fig. 3).

There are certain important points that should be noted regarding the transition curve. The first is that true classical behavior only arises when the wavefunction for each trajectory is sufficiently localized, and the noise sufficiently small. Examining only the transition curve, one might conclude that the classical limit has been achieved when the classical value is reached (*e.g.* at  $\hbar \approx 0.5$  for  $D_{\text{env}} = 0.1$ ), especially since it remains at this value for smaller  $\hbar$ . However, examining the position probability distribution of the particle for a typical trajectory with  $\hbar = 0.2$ , and  $D_{\text{env}} = 10^{-4}$ , we find that far from being well localized, the particle is spread significantly over four periods of the potential, and the distribution contains a great deal of complex structure. As a result, the individual trajectories, which are in principle measurable, are still far from classical [18]. Evolving for small  $\hbar$  reveals that true classical motion emerges at the trajectory level only for  $D_{\text{env}} = 10^{-4}$  only when  $\hbar \lesssim 10^{-3}$ , as expected from the conditions in [4]. The second point is that since the transition curves rise above the classical value in the intermediate regime, they necessarily cross this value again during their descent into the quantum region. Hence it is important not to sample the curve only in a limited region, in which case one could wrongly conclude that the transition from quantum to classical behavior had already taken place.

To conclude, we reemphasize a few key points: We have shown that it is possible to characterize the quantum-classical transition in the QDKR by fixing the environmentally induced diffusion ( $D_{\text{env}}$ ) at some sufficiently small value, and examining the late-time diffusion coefficient as the size of the system is increased ( $\hbar$  effectively decreased). In doing so, we have shown that the behavior in the transition region is strikingly complex and different from both the classical and quantum behavior, and that some light may be thrown on the origin of this dynamics by examining the early time quantum diffusion rates. These predictions for a distinct ‘transition dynamics’ provide an interesting area for investigation in experiments currently being performed on the quantum delta-kicked rotor.

[1] M. Brune, E. Hagley, J. Dreyer, X. Maitre, A. Maali, C. Wunderlich, J.M. Raimond, and S. Haroche,

Phys. Rev. Lett. **77**, 4887 (1996); C.J. Hood, T.W. Lynn, A.C. Doherty, A.S. Parkins, and H.J. Kimble, Science **287**, 1447 (2000).

[2] H. Ammann, R. Gray, I. Shvachuk, and N. Christensen, Phys. Rev. Lett. **80**, 4111 (1998); B.G. Klappauf, W.H. Oskay, D.A. Steck, and M.G. Raizen, *ibid* **81**, 1203 (1998).

[3] D.L. Haycock, P.M. Alsing, I.H. Deutsch, J. Grondalski, and P.S. Jessen, Phys. Rev. Lett. **85**, 3365 (2000).

[4] T. Bhattacharya, S. Habib, and K. Jacobs, Phys. Rev. Lett. **85**, 4852 (2000); and in preparation.

[5] T.P. Spiller and J.F. Ralph, Phys. Lett. A **194**, 235 (1994); M. Schlautmann and R. Graham, Phys. Rev. E **52**, 340 (1995); R. Schack, T.A. Brun, I.C. Percival, J. Phys. A **28**, 5401 (1995); T.A. Brun, I.C. Percival, and R. Schack, J. Phys. A **29**, 2077 (1996); I.C. Percival and W.T. Strunz J. Phys. A, **31**, 1815 (1998); I.C. Percival and W.T. Strunz J. Phys. A, **31**, 1801 (1998); A.J. Scott and G.J. Milburn, Phys. Rev. A **63**, 042101 (2001).

[6] G. Casati, B.V. Chirikov, F.M. Izrailev, and J. Ford, in *Stochastic Behavior in Classical and Quantum Hamiltonian Systems*, edited by G. Casati and J. Ford, Lecture Notes in Physics Vol. 93 (Springer, New York, 1979).

[7] A.B. Rechester and R.B. White, Phys. Rev. Lett. **44**, 1586 (1980).

[8] E. Ott, T.M. Antonsen, and J.D. Hanson, Phys. Rev. Lett. **53**, 2187 (1984); T. Dittrich and R. Graham, Phys. Rev. A **42**, 4647 (1990); M. Schlautmann and R. Graham, in Ref. [5] above; S. Dyrting and G.J. Milburn, Quantum and Semiclassical Optics **8**, 541 (1996).

[9] D. Cohen, Phys. Rev. A **44**, 2292 (1991).

[10] S. Habib, K. Jacobs, H. Mabuchi, R.D. Ryne, K. Shizume, and B. Sundaram, Phys. Rev. Lett. (submitted), quant-ph/0010093.

[11] C.F.F. Karney, A.B. Rechester, and R.B. White, Physica D **4**, 425 (1982).

[12] Approximate analytic results for a related model have been derived by Cohen [9]. However, these are not directly applicable to the case considered here.

[13] D.A. Steck, V. Milner, W.H. Oskay, and M.G. Raizen, Phys. Rev. E, **62**, 3461 (2000).

[14] S. Dyrting, Phys. Rev. A **53**, 2522 (1996).

[15] V.P. Belavkin and P. Staszewski, Phys. Lett. A **40**, 359 (1989).

[16] D.L. Shepelyansky, Physica D **28**, 103 (1987).

[17] W.H. Oskay, D.A. Steck, V. Milner, B.G. Klappauf and M.G. Raizen, Opt. Comm. **179**, 137 (2000).

[18] It is unknown whether or not the non-classicality of the trajectories leaves a signature detectable in ensemble measurements.