

A Superdecay of an excited atom placed near "Left-Handed" sphere

V.V. Klimov

P.N. Lebedev Physical Institute, Russian Academy of Sciences, 53 Leninsky

Prospect, Moscow, 117924, Russia

(December 20, 2018)

Abstract

The influence of a microsphere having simultaneously negative permittivity and permeability (Left-Handed Sphere) on decay rate of allowed (E_1) and forbidden (M_1) transitions is considered. It is found, that in contrast to usual (Right-Handed) materials it is possible to increase the decay rate by several orders of magnitude even in the case of sphere of small radii. This enhancement is due to the fact that there exist new type of resonance modes (LH surface modes). The analytical expressions for resonance frequencies and associated quality factors of the new modes are found.

PACS Number(s): 32.70.Jz, 42.50.Ct, 42.60.Da

In paper [1], published in 1967, it was shown, that hypothetical media with simultaneously negative permittivity and permeability has a number of unusual properties. In particular, the phase and group velocities of light propagation have opposite directions of propagation here. The detailed analysis of this effect was carried out in [2]. These materials were referred to as Left-Handed (LH) materials in contrast to usual, Right-Handed (RH) materials. The Doppler effect has an unusual form in such media. For example, when the distance between source and receiver diminishes, the frequency picked by the receiver will be less than source frequency in contrast to usual media. The Vavilov-Cherenkov effect is drastically modified also: the energy flow from particle moving faster than phase velocity in LH medium propagates in backward direction, while in RH medium we have forward radiation.

The influence of interface between LH and RH media on radiation propagation is described by the reflection and the refraction laws, which differ substantially from laws specific for usual media. For example, within such interface the refraction angle becomes negative and reflection beam can not exist at all [1].

Until the present time the existence of LH media remained unproven. This fact has not stimulated further investigation of such media. With the recent experimental demonstration of principal possibility of creation of LH media on the base of composite materials [3], it is now relevant to investigate in more details the influence of LH media on more complicated processes such as spontaneous emission.

Purcell [4] was first who pointed out that spontaneous decay rates can be modified in a resonant cavity. This idea received a strong proof in experiments with atoms in microwave cavities [5,6] and with Eu^{3+} ions in liquid microdroplets [7]. In [8-10] it was shown, that spontaneous emission can be substantially inhibited in 3-dimensional periodic dielectric structures (photonic crystals). The influence of semi-infinite active media on spontaneous emission was investigated in [11]. This investigation shows that the instability of ground state of an atom arises and radiation reaction force changes its sign in comparison with usual (passive) media.

In present paper the processes of spontaneous emission of an atom placed near body (sphere), made of LH material and placed in RH medium will be considered and it will be shown that these processes are drastically differ from those near usual RH body. The geometry of problem is shown in Fig.1.

When neglecting losses one can obtain the expressions for spontaneous decay rates for an excited atom placed near sphere of radius a with arbitrary permittivity and permeability within classical [12] and quantum [13,14] perturbative approaches. These approaches are valid when decay rate is small in comparison with radiation frequency ω ; $\omega \gg \gamma$. Besides, this condition allows us to neglect the frequency dependence of ϵ and μ . In the case of electric dipole (E_1) transitions the decay rates normalized to outer space values have the following form

$$\frac{\gamma_{E_1}}{\gamma_{E_1}^0} = \frac{3}{2} \sum_{n=1}^{\infty} \frac{n(n+1)(2n+1)}{(n+1)^6} \left(\frac{j_n(k_2 r)}{k_2 r} - \frac{q_n h_n^{(1)}(k_2 r)}{k_2 r} \right)^2 \quad (1)$$

for radial orientation of dipole moment and

$$\frac{\gamma_{E_1}}{\gamma_{E_1}^0} = \frac{3}{2} \sum_{n=1}^{\infty} \frac{n(n+1)(2n+1)}{(n+1)^6} \left(j_n^2(z) - p_n h_n^{(1)2}(z) + \frac{d j_n(z)}{dz} - \frac{d p_n h_n^{(1)}(z)}{dz} \right)^2 \quad (2)$$

$z = k_2 r$

for tangential orientations.

One can show that the decay rates of magnetic dipole (M_1) transitions can be derived from (1,2) by interchange of ϵ and μ [14]. As a result we have

$$\frac{\gamma_{M_1}}{\gamma_{M_1}^0} = \frac{3}{2} \sum_{n=1}^{\infty} \frac{n(n+1)(2n+1)}{(n+1)^6} \left(\frac{j_n(k_2 r)}{k_2 r} - \frac{p_n h_n^{(1)}(k_2 r)}{k_2 r} \right)^2 \quad (3)$$

for radial orientation of magnetic dipole moment and

$$\frac{\gamma_{M_1}}{\gamma_{M_1}^0} = \frac{3}{2} \sum_{n=1}^{\infty} \frac{n(n+1)(2n+1)}{(n+1)^6} \left(j_n^2(z) - p_n h_n^{(1)2}(z) + \frac{d j_n(z)}{dz} - \frac{d p_n h_n^{(1)}(z)}{dz} \right)^2 \quad (4)$$

$z = k_2 r$

for tangential orientations.

In (1-4) j_n and $h_n^{(1)}$ are spherical Bessel and Hankel functions [15], $z_{1,2} = k_{1,2} a$, $k_{1,2} = \omega \sqrt{\epsilon_{1,2} \mu_{1,2}} = c$, q_n and p_n are the Mie coefficients of spherical waves reflection. For TM reflection coefficients we have the expression

$$q_h = \frac{\frac{1}{dz_2} [z_2 j_h(z_2)] j_h(z_1)}{\frac{1}{dz_2} z_2 h_n^{(1)}(z_2) j_h(z_1)} - \frac{\frac{2}{dz_1} [z_1 j_h(z_1)] j_h(z_2)}{\frac{2}{dz_1} [z_1 j_h(z_1)] h_n^{(1)}(z_2)} \quad (5)$$

The expressions for TE reflection coefficients, p , are derived from q_h by interchange $z_1 \leftrightarrow z_2$.

It is important to note that the expressions (1-5) were found in the course of direct solution of Maxwell's equations. This procedure does not depend on signs of permittivity and permeability. Moreover, these expressions have no branching point. That is why we do not need to analyze different sheets of complex plane. In other words, the sign of refraction index (negative for LH media [1,2]) is inessential within the approach, which uses standing waves for description of field inside a sphere. Thus, the expressions (1-5) are valid for any media, including RH and LH ones.

From physical point of view, any body influences spontaneous emission of an atom through reflected electromagnetic waves modifying dynamics of electron. One can expect that the properties of the reflected field will be quite different for RH and LH bodies, because the refraction and reflection laws are different for them [1]. In Fig 2,3 the ray trajectories from dipole source near surface of RH and LH spheres are shown. From this picture one can see that the character of penetration of dipole field inside a sphere and hence the character of sphere excitation is different for different bodies. RH sphere defocuses the rays (Fig 2), while LH one focuses them (Fig 3).

To analyze electromagnetic processes in a microsphere quantitatively one should consider Mie reflection coefficients (5). If these coefficients are close to 1 the reflection is effective and strong influence of reflected field on emission process will take place.

In the case of RH sphere, Mie coefficients are close to 1 if the resonance modes (whispering gallery modes) are excited in a microsphere. The whispering gallery modes can have very high quality factors [16{18] and the microlaser with super low threshold of generation was developed on the base of silica microspheres [19].

One can find the approximate conditions of whispering gallery modes appearance if requires that the integer number of wavelengths fits in the sphere perimeter

$$2a = n \sqrt{\frac{v_{vac}}{v_1}}; n \gg 1 \quad (6)$$

More exact values for resonant frequencies and associated quality factors one can find by making the denominators of q_n and p_n equal to zero [20]. It is important that high quality whispering gallery modes can exist only in a sphere with the radius, which is large in comparison with wavelength.

The excitation of the whispering gallery modes is possible in LH sphere too. However these modes is of no importance in the case of LH spheres with radius comparable with wavelength or less. The surface LH modes, having no analogy in RH case, play the main role in this domain. The dependence of TE reflection coefficients on radius a of a sphere, made of RH and LH material, is shown in Fig.4. From this figure one can see that usual whispering gallery modes is characteristic for a sphere of large radius, while new LH surface mode appears in the case of a small LH sphere. Only the surface TE mode appears in the parameter domain under consideration.

It is easy to see that these modes have no maxima inside sphere and it is naturally to refer to this modes as surface LH modes. These modes have no simple ray interpretation because they can exist even in the case of LH sphere with radius small in comparison with wavelength.

One can find the approximate values for complex resonant frequencies (or for resonant radii corresponding to given frequency) by making the denominators of q_n and p_n equal to zero and using small sphere approximation ($2a = \lambda_{vac} \ll n$).

In the case of TM modes the resonant wavelength is defined by the real part of complex root z_{TM}

$$\text{Re}(z_{TM}) = \frac{2a}{\lambda_{vac}} = \sqrt{\frac{2 + n(\epsilon_1 + \epsilon_2)}{\epsilon_1 \epsilon_2 (\epsilon_1 = (2n+3) + \epsilon_2 = (2n-1))}} \quad (7)$$

In the case of TE modes we have

$$\text{Re}(z_{TE}) = \frac{2a}{\lambda_{vac}} = \sqrt{\frac{2 + n(\epsilon_1 + \epsilon_2)}{\epsilon_1 \epsilon_2 (\epsilon_1 = (2n+3) + \epsilon_2 = (2n-1))}} \quad (8)$$

For quality factors of these modes we found the following expressions

$$Q_{TM}^{-1} = \frac{2 \operatorname{Im}(z_{TM})}{\operatorname{Re}(z_{TM})} = \frac{2}{2 \frac{1}{2n+3} + \frac{2}{2n-1}} \frac{(\frac{2}{2} z_{TM})^{2n-1}}{(2n-1)!!^2} \quad (9)$$

$$Q_{TE}^{-1} = \frac{2 \operatorname{Im}(z_{TE})}{\operatorname{Re}(z_{TE})} = \frac{2}{2 \frac{1}{2n+3} + \frac{2}{2n-1}} \frac{(\frac{2}{2} z_{TE})^{2n-1}}{(2n-1)!!^2} \quad (10)$$

From analysis (7-10) and their derivation procedure it can be seen, that such surface modes can appear only in LH sphere and their quality factor can reach very large values. It is important to note, that these modes are distinct from the whispering gallery modes can be excited in LH sphere of arbitrary small radius. In this case the fulfillment of condition $\frac{2}{2} + n(\frac{1}{2} + \frac{2}{2}) > 0$ for TM modes and $\frac{2}{2} + n(\frac{1}{2} + \frac{2}{2}) > 0$ for TE modes is necessary. Besides, in LH sphere with given n and ϵ the surface resonances occur only for restricted angular momentum numbers, $n < n_{max}$, where

$$n_{max;TM} = \frac{2}{1 + \frac{2}{2}} \quad (11)$$

$$n_{max;TE} = \frac{2}{1 + \frac{2}{2}} \quad (12)$$

Additionally, for the surface LH resonances, in contrast to the whispering gallery modes, each angular momentum number n is associated with only one mode.

It is very important that in the LH sphere the imaginary part of complex frequency ω_{res} has positive value. It is in contrast to the case of the RH sphere, where the imaginary part takes negative values. It means that the definition of quality factor, Q , through the ratio of the real to the imaginary part differs by sign from the case of usual RH media. The definition of quality factor Q for an arbitrary medium should be written as follows

$$Q = \frac{2 \operatorname{Im} \omega_{res}}{\operatorname{Re} \omega_{res}} \quad (13)$$

where $\epsilon = +1$ or -1 for RH or LH media respectively. The change of sign in one or other definition is the characteristic feature of the LH media. In particular, such situation occurs for the definition of the Doppler and the Vavilov-Cherenkov effects [1].

The occurrence of new type of high quality oscillations in the LH sphere will strongly modify the spontaneous decay rates of an atom situated near its surface. The dependence of E_1 and M_1 decay rates of an atom placed in close vicinity to surface of sphere ($r \ll a$) is shown in Fig.5,6. One can see from these figures that the decay rates can be enhanced by factor 10^5 and more. This super enhancement is due to the LH surface modes described above. Well pronounced peaks, connected with LH surface modes with different angular numbers n , can be seen in details on the insets. On the other hand, it is clearly seen from these figures, that whispering gallery modes result only in rather small variations of the decay rates. Of course, taking into account losses, frequency dependence of ϵ and μ and other imperfections can reduce the decay rates but we believe that main effect will be large enough.

The influence of LH sphere on rates of forbidden (M_1) decays is of great importance because as a result of super enhancement the M_1 decay rate can approach to the decay rate of allowed (E_1) transitions.

In principle, the super enhancement effect can be used to create high precision photon source (photon on demand) by putting LH microsphere closer or further to the path of excited atoms: the atom passing near resonant LH microsphere will emit photon with probability equal to 1. In its turn, the manipulation of microsphere can be realized by external laser beam [21]. In doing so, of course, one should take into account the fact, that light interaction with LH sphere can have peculiarities [1], which deserve special consideration.

In conclusion, the spontaneous decay of an atom placed near the sphere, made of material having simultaneously negative permittivity and permeability (Left-Handed sphere) is considered. We found that there exist surface resonant modes even in the case of arbitrary small Left-Handed sphere. These modes have no analogy with modes in usual (Right-handed) sphere and results in super enhancement of decay rates of allowed (E_1) and forbidden (M_1) transitions.

The author thanks the Russian Basic Research Foundation and the Center 'Integration' for financial support of this work.

REFERENCES

- [1] V. G. Veselago, *Sov. Phys. Usp.*, 10, 509 (1968)
- [2] D. R. Smith, N. Kroll, *Phys. Rev. Lett.*, 85, 2933 (2000)
- [3] D. R. Smith, W. J. Padilla, D. C. Vier, S. C. Nemat-Nasser, S. Schultz, *Phys. Rev. Lett.*, 84, 4184 (2000)
- [4] E. M. Purcell, *Phys. Rev.*, 69, 681 (1946).
- [5] P. Goy, J. M. Raymond, M. Gross, and S. Haroche, *Phys. Rev. Lett.*, 50, 1903 (1983)
- [6] W. Jhe, A. Anderson, E. A. Hinds, D. Meshine, L. Moi, and S. Haroche, *Phys. Rev. Lett.*, 58, 666 (1987)
- [7] H.-B. Lin, J. D. Eversole, C. D. Merritt, A. J. Campillo, *Phys. Rev. A*, 45, 6756 (1992)
- [8] V. P. Bykov, *Soviet J. of Quantum Electronics*, 4, 861 (1975)
- [9] E. Yablonovich, *Phys. Rev. Lett.*, 58, 2059 (1987)
- [10] S. John, *Phys. Rev. Lett.*, 58, 2486 (1987)
- [11] V. V. Kocharovskiy, V. I. V. Kocharovskiy, and A. A. Belyanin, *Phys. Rev. Lett.*, 76, 3285 (1996)
- [12] H. Chew, *J. Chem. Phys.*, 87, 1355 (1987)
- [13] V. V. Klimov, M. Duck, V. S. Letokhov, *Quantum Electronics* (in print).
- [14] V. V. Klimov (to be published).
- [15] *Handbook of Mathematical Functions*. Eds. M. Abramowitz, I. A. Stegun. NBS, 1964.
- [16] V. B. Braginsky, V. S. Ilchenko, *Dokl. Akad. Nauk SSSR*, 293, 1358 (1987)
- [17] V. B. Braginsky, M. L. Gorodetsky, V. S. Ilchenko, *Phys. Lett. A*, 137, 393 (1989)

- [18] L.Collot , V.Lefevre-Seguin , M.Brune ,J.M.Raimond , and S.Haroche , Europhysics Lett., 23, 327 (1993)
- [19] V.Sandoghdar , F.Treussart , J.Hare , V.Lefevre-Seguin , J.M.Raimond, S.Haroche, Phys.Rev.A , 54, R1777 (1996)
- [20] V.V.Klimov , M.Ducloy ,V.S.Letokhov, Phys.Rev A ., 59, 2996 (1999)
- [21] A.Ashkin , Science, 210, 1081 (1980)

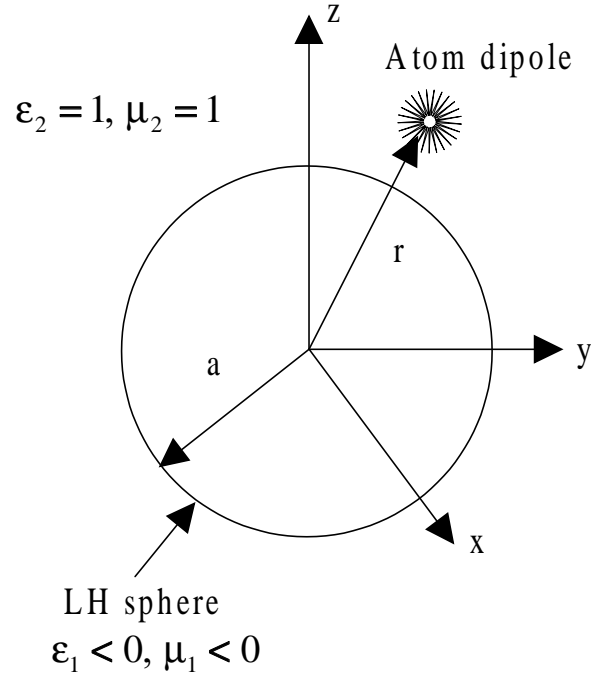


FIG .1. Geometry of the problem

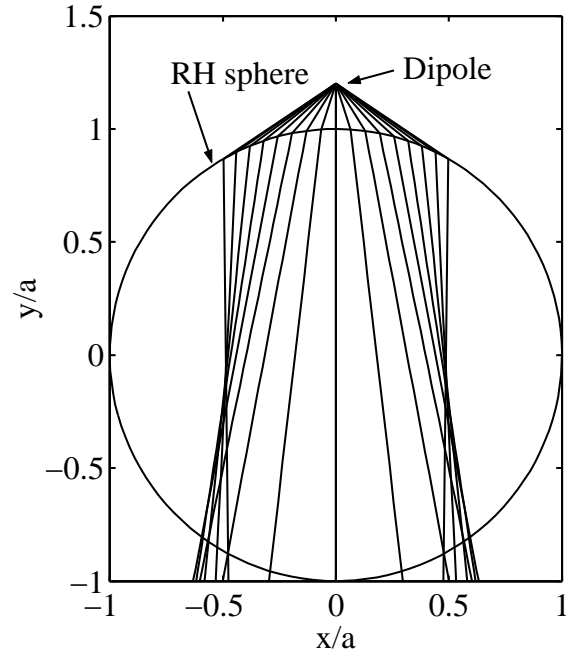


FIG .2. Ray picture of excitation of the RH sphere with $\epsilon_1 = 4, \mu_1 = 1.05$

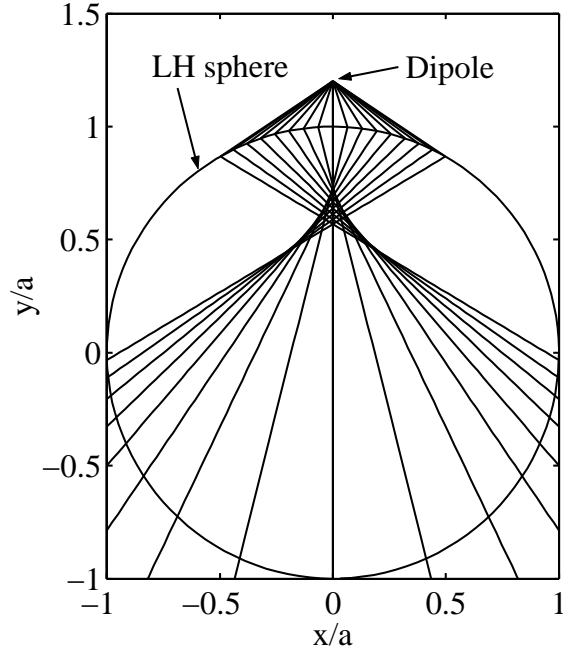


FIG .3. Ray picture of excitation of the LH sphere with $n_1 = 4, n_2 = 1.05$

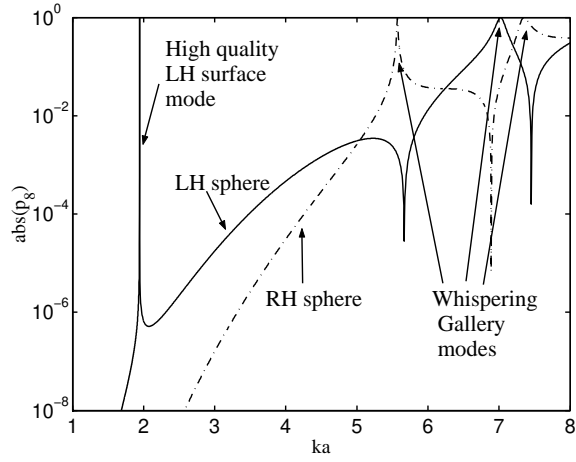


FIG .4. The dependence of TE reflection coefficient $|R_8|$ for RH sphere with $n_1 = 4, n_2 = 1.05$ (dash-dot line) and LH sphere with $n_1 = 4, n_2 = 1.05$ (solid line).

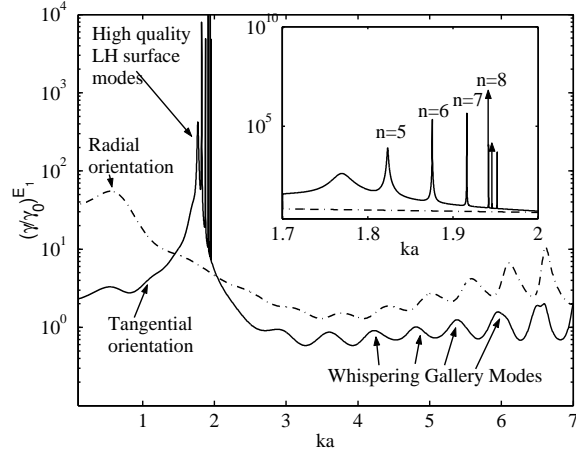


FIG .5. The E_1 decay rates for an atom placed in close vicinity to surface of the LH sphere (r ! a) with $\epsilon_1 = 4$, $\epsilon_2 = 1.05$

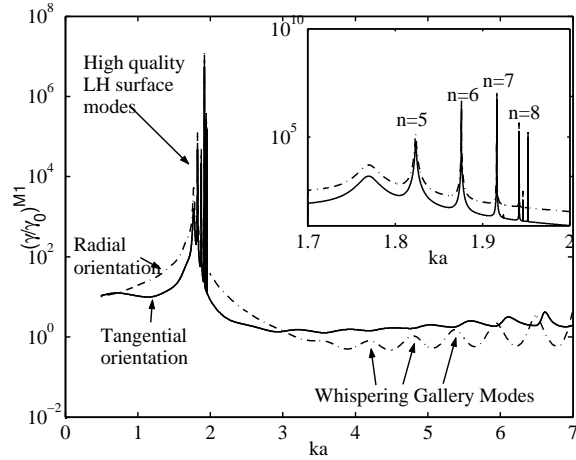


FIG .6. The M_1 decay rates for an atom placed in close vicinity to surface of the LH sphere (r ! a) with $\epsilon_1 = 4$, $\epsilon_2 = 1.05$