

Revised on March 22, 2019

The Relaxation Method for Solving the Schrödinger Equation in Configuration Space with the Coulomb and Linear Potentials

Alfred Tang, George Nill, Daniel R. Shillinglaw

*Physics Department, University of Wisconsin - Milwaukee,
P. O. Box 413, Milwaukee, WI 53201.*

Emails: atang@uwm.edu, geonill@uwm.edu, drshilli@uwm.edu

Abstract

The non-relativistic Schrödinger equation with the linear and Coulomb potentials is solved numerically in configuration space using the relaxation method. The numerical method presented in this paper is a plain explicit Schrödinger solver which is conditionally stable and is conceptually simple such that it qualifies as an appropriate advanced undergraduate research project.

1 Introduction

This work came out of an undergraduate research project at the University of Wisconsin-Milwaukee. The analytical solution of the hydrogen atom is a typical topic in advanced undergraduate or beginning graduate quantum mechanics which utilizes the series expansion technique. Initially the numerical solution of hydrogen atom was intended to offer the undergraduate students in our department (the second and third authors of this paper) an opportunity to learn the elements of scientific computation and basic research strategies. In order to show the undergraduate students that they were capable of assisting original theoretical research, they were asked to check the eigenvalues generated by another momentum space code with the configuration space code which they helped to develop. This paper documents the r -space code for the numerical solution of the non-relativistic Schrödinger equation with the Coulomb and linear potentials.

2 Schrödinger Equation in configuration Space

The basis of the wavefunction of the Schrödinger equation in configuration space is taken to be

$$\phi_{lm}(\mathbf{r}) = \frac{R_l(r)}{r} Y_{lm}(\Omega) \quad (1)$$

The radial part of the equation for a hydrogen atom is [1]

$$\frac{d^2 R_l}{dr^2} + \left[\frac{2\mu}{\hbar} \left(E + \frac{e^2}{r} \right) - \frac{l(l+1)}{r^2} \right] R_l = 0. \quad (2)$$

A computer cannot integrate r from zero to infinity. Therefore we must map $[0, \infty) \rightarrow [0, 1]$ by

$$r = \frac{x}{1-x} \quad (3)$$

It implies that

$$\frac{dx}{dr} = (1-x)^2. \quad (4)$$

From now on, a new symbol for the radial wavefunction will be used, *i.e.* $y \equiv R_l$. To transform the Schrödinger equation to the new space, we first transform the second derivative,

$$\begin{aligned} \frac{d^2 y}{dr^2} &= \frac{dx}{dr} \frac{d}{dx} \left(\frac{dx}{dr} \frac{dy}{dx} \right) \\ &= (1-x)^2 \frac{d}{dx} \left((1-x)^2 \frac{dy}{dx} \right) \\ &= (1-x)^2 \left[2(1-x) \frac{dy}{dx} + (1-x)^2 \frac{d^2 y}{dx^2} \right] \end{aligned} \quad (5)$$

By substituting Eq. [5] into Eq. [2] and letting $\hbar \rightarrow 1$ and

$$e^2 = \frac{4\pi}{137} \quad (6)$$

in natural units, the Schrödinger equation is transformed as

$$\frac{d^2 y}{dx^2} + \frac{2}{1-x} \frac{dy}{dx} + \frac{1}{(1-x)^4} \left[2\mu \left(E + \frac{1-x}{x} e^2 \right) - \left(\frac{1-x}{x} \right)^2 l(l+1) \right] y = 0. \quad (7)$$

3 Relaxation Method

The shooting method typically shoots from one boundary point to another using Runge-Kutta integration. In the case of the Schrödinger equation, the boundary points at $x = 0$ and $x = 1$ are both singular. A one-point shoot will not converge when the code marches toward a singularity. A two-point shoot typically marches from both boundary points at $x = 0$ and $x = 1$ to match a third boundary point somewhere in between. It requires too much *a priori* knowledge of the wavefunction. Furthermore any Runge-Kutta type algorithms will fail in this case because either (1) the integration tends to blow up to infinity when shooting from $x = 0$ or (2) the integration is identically zero when shooting from $x = 1$, given the boundary conditions $y(1) = y'(1) = 0$. However, the relaxation method will in principle accommodate two singular boundary points. A pedagogical explanation of the relaxation method is found in *Numerical Recipes* [2]. In order to establish a continuity between this paper and *Numerical Recipes*, the same notations are used in the following derivations.

Let $M - 1$ be the number of mesh points and h is step size, then

$$h = \frac{1}{M - 1}, \quad (8)$$

and

$$x_k = (k - 1)h, \quad (9)$$

$$y_k \equiv y(x_k). \quad (10)$$

We define the vector y_i as

$$\begin{cases} y_1 = y \\ y_2 = y' \\ y_3 = E \end{cases}$$

such that

$$y'_1 = y_2 \quad (11)$$

$$y'_2 = -\frac{2}{1-x} y_2 - \frac{1}{(1-x)^4} \left[2\mu \left(y_3 + \frac{1-x}{x} e^2 \right) - \left(\frac{1-x}{x} \right)^2 l(l+1) \right] y_1 \quad (12)$$

$$y'_3 = 0 \quad (13)$$

A first order finite derivative at x_k is given as

$$y'_k = \frac{y_k - y_{k-1}}{h}. \quad (14)$$

In the relaxation formalism, $E_{i,k}$ are to be zeroed. In this case, it is easy to see that Eq. [11] can be rewritten as

$$E_{1,k} = y_{1,k} - y_{1,k-1} - \frac{h}{2}(y_{2,k} + y_{2,k-1}). \quad (15)$$

The corresponding $S_{1,j}$ S -matrix elements are

$$S_{1,1} = \frac{dE_{1,k}}{dy_{1,k-1}} = -1, \quad (16)$$

$$S_{1,2} = \frac{dE_{1,k}}{dy_{2,k-1}} = -\frac{h}{2}, \quad (17)$$

$$S_{1,3} = \frac{dE_{1,k}}{dy_{3,k-1}} = 0, \quad (18)$$

$$S_{1,4} = \frac{dE_{1,k}}{dy_{1,k}} = 1, \quad (19)$$

$$S_{1,5} = \frac{dE_{1,k}}{dy_{2,k}} = -\frac{h}{2}, \quad (20)$$

$$S_{1,6} = \frac{dE_{1,k}}{dy_{3,k}} = 0. \quad (21)$$

Similarly, Eq. [12] is rewritten as

$$\begin{aligned} E_{2,k} = & y_{2,k} - y_{2,k-1} + \frac{2h}{1 - \frac{x_k + x_{k-1}}{2}} \left(\frac{y_{2,k} + y_{2,k-1}}{2} \right) + \frac{h}{\left(1 - \frac{x_k + x_{k-1}}{2}\right)^4} \\ & \times \left[2\mu \left(\frac{y_{3,k} + y_{3,k-1}}{2} + \frac{1 - \frac{x_k + x_{k-1}}{2}}{\frac{x_k + x_{k-1}}{2}} e^2 \right) - \left(\frac{1 - \frac{x_k + x_{k-1}}{2}}{\frac{x_k + x_{k-1}}{2}} \right)^2 l(l+1) \right] \\ & \times \frac{y_{1,k} + y_{1,k-1}}{2}. \end{aligned} \quad (22)$$

The associating $S_{1,j}$ S -matrix elements are

$$\begin{aligned} S_{2,1} &= \frac{dE_{2,k}}{dy_{1,k-1}} \\ &= \frac{h}{2 \left(1 - \frac{x_k + x_{k-1}}{2}\right)^4} \end{aligned}$$

$$\times \left[2\mu \left(\frac{y_{3,k} + y_{3,k-1}}{2} + \frac{1 - \frac{x_k + x_{k-1}}{2}}{\frac{x_k + x_{k-1}}{2}} e^2 \right) - \left(\frac{1 - \frac{x_k + x_{k-1}}{2}}{\frac{x_k + x_{k-1}}{2}} \right)^2 l(l+1) \right], \quad (23)$$

$$\begin{aligned} S_{2,2} &= \frac{dE_{2,k}}{dy_{2,k-1}} \\ &= -1 + \frac{h}{1 - \frac{x_k + x_{k-1}}{2}}, \end{aligned} \quad (24)$$

$$\begin{aligned} S_{2,3} &= \frac{dE_{2,k}}{dy_{3,k-1}} \\ &= \frac{h\mu}{\left(1 - \frac{x_k + x_{k-1}}{2}\right)^4} \frac{y_{1,k} + y_{1,k-1}}{2}, \end{aligned} \quad (25)$$

$$S_{2,4} = \frac{dE_{2,k}}{dy_{1,k}} = S_{2,1}, \quad (26)$$

$$\begin{aligned} S_{2,5} &= \frac{dE_{2,k}}{dy_{2,k}} \\ &= 1 + \frac{h}{1 - \frac{x_k + x_{k-1}}{2}}, \end{aligned} \quad (27)$$

$$S_{2,6} = \frac{dE_{2,k}}{dy_{3,k}} = S_{2,3}. \quad (28)$$

At last, Eq. [13] is rewritten as

$$E_{3,k} = y_{3,k} - y_{3,k-1}, \quad (29)$$

and the associating $S_{3,j}$ matrix elements are

$$S_{3,1} = \frac{dE_{3,k}}{dy_{1,k-1}} = 0, \quad (30)$$

$$S_{3,2} = \frac{dE_{3,k}}{dy_{2,k-1}} = 0, \quad (31)$$

$$S_{3,3} = \frac{dE_{3,k}}{dy_{3,k-1}} = -1, \quad (32)$$

$$S_{3,4} = \frac{dE_{3,k}}{dy_{1,k}} = 0, \quad (33)$$

$$S_{3,5} = \frac{dE_{3,k}}{dy_{2,k}} = 0, \quad (34)$$

$$S_{3,6} = \frac{dE_{3,k}}{dy_{3,k}} = 1. \quad (35)$$

At the first boundary point $x = 0$, we have $n_1 = 1$. The boundary condition is $y(0) = 0$. It translates to

$$E_{3,1} = y_{1,1}. \quad (36)$$

The only non-zero S -matrix element is

$$S_{3,4} = 1. \quad (37)$$

At the second boundary point $x = 1$, we have $n_2 = 2$. The boundary conditions are $y(1) = y'(1) = 0$, or equivalently

$$E_{1,M} = y_{1,M}, \quad (38)$$

$$E_{2,M} = y_{2,M}. \quad (39)$$

The only non-zero matrix elements are

$$S_{1,4} = 1, \quad (40)$$

$$S_{2,5} = 1. \quad (41)$$

The hydrogen atom finite difference equation can be generalized to any Coulomb potential by substituting $e^2 \rightarrow \lambda_C$. To adapt the code to solve the same equation with a linear potential, the only modification needed is

$$\frac{1-x}{x} e^2 \rightarrow -\frac{x}{1-x} \lambda_L \quad (42)$$

in Eq. [12] and

$$\frac{1 - \frac{x_k + x_{k-1}}{2}}{\frac{x_k + x_{k-1}}{2}} e^2 \rightarrow -\frac{\frac{x_k + x_{k-1}}{2}}{1 - \frac{x_k + x_{k-1}}{2}} \lambda_L \quad (43)$$

in Eqs. [22,23].

4 Exact S -state Solution for the Linear Potential

The S -state eigenvalue of the non-relativistic Schrödinger equation with a linear potential can be solved exactly in configuration space. We shall use the analytic results to check our numerical results. The non-relativistic Schrödinger equation can be written as

$$\left(\frac{d^2}{dr^2} + \frac{2}{r} \frac{d}{dr} \right) R - 2\mu[\lambda_L r - E] R = 0. \quad (44)$$

Let $S \equiv r R$, then Eq. [44] can be simplified as

$$\frac{d^2}{dr^2} S - 2\mu[\lambda_L r - E] S = 0. \quad (45)$$

Define a new variable

$$x \equiv \left(\frac{2\mu}{\lambda_L^2} \right)^{\frac{1}{3}} [\lambda_L r - E], \quad (46)$$

such that Eq. [44] can be transformed as

$$S'' - xS = 0, \quad (47)$$

which is the Airy equation. The solution which satisfies the boundary condition $S \rightarrow 0$ as $x \rightarrow \infty$ is the Airy function $\text{Ai}(x)$. It is easy to show that the eigen-energy formula is

$$E_n = -x_n \left(\frac{\lambda_L^2}{2\mu} \right)^{\frac{1}{3}}, \quad (48)$$

where x_n is the n -th zero of the Airy function counting from $x = 0$ along $-x$. In reference [3], the values $\lambda_L = 5$ and $\mu = 0.75$ are used. In this case, the eigen-energy formula is

$$E_n = -2.554364772 x_n. \quad (49)$$

5 Numerical Results

The routine `difeq` is rewritten in our code using the derivations in section 3. Only minimal modifications are made to the main driver programs. All other subroutines are left intact. The initial guesses of the wavefunction and its derivative are just the square of the sine function and its derivative. The codes of the modified driver programs (`bohr.c`, `linear.c`) and the associating `difeq.c` in C are listed in the appendix of this paper.

It is found that the relaxed eigenvalues are always similar to the initial guesses and that the smoothness of the relaxed eigenfunctions is very sensitive to the initial guesses of the eigenvalue values. Therefore we adopt the criterion that the smoothness of the relaxed wavefunction picks out an initial guess as the correct eigenvalue. This criterion has certain *a priori* appeal because we expect a real physical wavefunction to be smooth. The reason of using the initial guess instead of the relaxed eigenvalue is based on the observation that the former is more accurate than the latter when the code is calibrated using exact results. The smoothness criterion works well in the case of the linear potential but not the hydrogen atom. Fig. [1] shows that the S -state hydrogen atom wavefunction is ridden by numerical noise. We also have trouble generating reasonable eigenfunctions for $l > 0$. The situation of the numerical solution of the linear potential is much better. Figs. [2,3] illustrate the relaxed wavefunctions of a linear potential compared to the exact wavefunctions. In this paper, we use $\lambda_L = 5 \text{ GeV}$ and $\mu = 0.75 \text{ GeV}$. Table [1] lists the eigenvalues of the first few l values in the case of the linear potential.

6 Conclusion

The relaxation method gives reasonably good approximate eigenvalues and eigenfunctions in the linear potential case. More accurate eigenvalues can be obtained by solving the momentum space integral equation using the Nystrom method [4]. In this work, we have solved only the non-relativistic Schrödinger equation with the linear and Coulomb potentials. In the case of a relativistic equation, the Hamiltonian contains a kinetic term resembling $\sqrt{p^2 + m^2} - m$ which is difficult to solve numerically with a r -space code. Many authors have shown that plain explicit Schrödinger solvers are conditionally stable [5, 6]. The p -space solution using the Nystrom method has the advantages of stability, accuracy and robustness over the r -space solution using the relaxation or shooting methods. Nevertheless, the r -space code is useful in checking the p -space results whenever the former is available. Since the numerical solution of the hydrogen atom is not readily available in publications, it is hoped that the numerical method presented in this paper will supplement the discussion of the Schrödinger equation in an advanced undergraduate or beginning graduate quantum mechanics course. Although our hydrogen atom code is only partially successful, it serves to illustrate the main ideas and provides a beginning point for students to make further improvements in future projects.

References

- [1] W. Greiner, *Quantum Mechanics: An Introduction* (Frankfurt: Springer, 1989), 201.
- [2] W. H. Press, S. A. Teukosky, W. T. Vetterling, B. P. Flannery, *Numerical Recipes in C* (Cambridge: Cambridge, 1997).
- [3] J. W. Norbury, D. E. Kahana and K. M. Maung, *Canadian Journal of Physics*, **70**, 86 (1992).
- [4] A. Tang and J. W. Norbury
- [5] T. Iitaka, *Physical Review E*, **49**, 4684 (1994).
- [6] S. Succi, *Physical Review E*, **53**, 1969 (1996).

7 Appendix

Non-relativistic Hydrogen Atom

`bohr.c` is a driver program for solving the non-relativistic hydrogen atom using the relaxation method. The inputs are l (the orbital angular momentum quantum number) and E (the initial guess of the ground state eigen-energy of the hydrogen atom which is approximately -13.6). The output is a file `bohr.dat` which contains the relaxed wave-function.

```
/* bohr.c */

#include <stdio.h>
#include <math.h>
#include "difeq.c"
#include "/recipes/c/solvde.c"
#include "/recipes/c/bksub.c"
#include "/recipes/c/pinvs.c"
#include "/recipes/c/red.c"
#define NRANSI
#include "/recipes/c/nrutil.h"
#include "/recipes/c/nr.h"
#include "/recipes/c/nrutil.c"
#define NE 3
#define M 101
#define NB 1
#define NSI NE
#define NYJ NE
#define NYK M
#define NCI NE
#define NCJ (NE-NB+1)
#define NCK (M+1)
#define NSJ (2*NE+1)
#define pi 3.1415926535897932384626433

int l,mpt=M;
float h,x[M+1],mu,e2;

int main(void)
{
    void solvde(int itmax, float conv, float slowc, float scalv[],
               int indexv[], int ne, int nb, int m, float **y, float ***c,
```

```

        float **s);
int i,itmax,k,indexv[NE+1];
float conv,deriv,sinpx,cospx,q1,slowc,scalv[NE+1],eigen,guess;
float **y,**s,**c;
FILE *fp;

mu=0.5107208e6;
e2=9.1725e-2;
y=matrix(1,NYJ,1,NYK);
s=matrix(1,NSI,1,NSJ);
c=f3tensor(1,NCI,1,NCJ,1,NCK);
itmax=100;
conv=1.0e-7;
slowc=1.0;
h=1.0/(M-1);
printf("\nl, e = ");
scanf("%d%f",&l,&guess);
indexv[1]=1;
indexv[2]=2;
indexv[3]=3;
for (k=1;k<=(M-1);k++) {
    x[k]=(k-1)*h;
    sinpx=sin((l+1)*pi*x[k]);
    cospx=cos((l+1)*pi*x[k]);
    y[1][k]=sinpx*sinpx;
    y[2][k]=2.0*(l+1)*pi*cospx*sinpx;
    y[3][k]=guess/(l+1)/(l+1);
}
x[M]=1.0;
y[1][M]=0.0;
y[3][M]=guess/(l+1)/(l+1);
y[2][M]=0.0;
scalv[1]=1.0;
scalv[2]=1.0;
scalv[3]=-guess/(l+1)/(l+1);
solvde(itmax,conv,slowc,scalv,indexv,NE,NB,M,y,c,s);
eigen=-13.598289/(l+1)/(l+1);
printf("\nl\tE_i\t\tE_f\t\texact E\t\tE_f-exact\n");
printf("%d\t%f\t%f\t%f\t%f\n",l,guess,y[3][1],eigen,y[3][1]-eigen);
fp=fopen("bohr.dat","w");
for(i=1;i<=M;i++) fprintf(fp,"%f\t%e\n",(i-1)*h,y[1][i]);

```

```

        fclose(fp);
        free_f3tensor(c,1,NCI,1,NCJ,1,NCK);
        free_matrix(s,1,NSI,1,NSJ);
        free_matrix(y,1,NYJ,1,NYK);
        return 0;
}
#undef NRANSI

```

The `difeq.c` code below defines the S -matrix elements of the finite difference equation of the non-relativistic hydrogen atom and is called by the relaxation subroutine `solvde.c`.

```

/* difeq.c for the hydrogen atom driver program */

extern int mpt, l;
extern float h, x[], mu, e2;

void difeq(int k, int k1, int k2, int jsf, int is1, int isf, int indexv[],
           int ne, float **s, float **y)
{
    float xk, y1k, y2k, y3k;
    if (k == k1) {
        s[3][3+indexv[1]]=1.0;
        s[3][3+indexv[2]]=0.0;
        s[3][3+indexv[3]]=0.0;
        s[3][jsf]=y[1][1];
    } else if (k > k2) {
        s[1][3+indexv[1]]=1.0;
        s[1][3+indexv[2]]=0.0;
        s[1][3+indexv[3]]=0.0;
        s[1][jsf]=y[1][mpt];
        s[2][3+indexv[1]]=0.0;
        s[2][3+indexv[2]]=1.0;
        s[2][3+indexv[3]]=0.0;
        s[2][jsf]=y[2][mpt];
    } else {
        s[1][indexv[1]] = -1.0;
        s[1][indexv[2]] = -0.5*h;
        s[1][indexv[3]]=0.0;
        s[1][3+indexv[1]]=1.0;
        s[1][3+indexv[2]] = -0.5*h;
        s[1][3+indexv[3]]=0.0;
    }
}

```

```

xk=(x[k]+x[k-1])/2.0;
y1k=(y[1][k]+y[1][k-1])/2.0;
y2k=(y[2][k]+y[2][k-1])/2.0;
y3k=(y[3][k]+y[3][k-1])/2.0;
s[2][indexv[1]]=h/2.0/pow(1.0-xk,4.0)*
                    (2.0*mu*(y3k+(1.0/xk-1.0)*e2)
                    -pow(1.0/xk-1.0,2.0)*1*(1+1));
s[2][indexv[2]] = -1.0+h/(1.0-xk);
s[2][indexv[3]]=h*mu/pow(1.0-xk,4.0)*y1k;
s[2][3+indexv[1]]=s[2][indexv[1]];
s[2][3+indexv[2]]=2.0+s[2][indexv[2]];
s[2][3+indexv[3]]=s[2][indexv[3]];
s[3][indexv[1]]=0.0;
s[3][indexv[2]]=0.0;
s[3][indexv[3]] = -1.0;
s[3][3+indexv[1]]=0.0;
s[3][3+indexv[2]]=0.0;
s[3][3+indexv[3]]=1.0;
s[1][jsf]=y[1][k]-y[1][k-1]-h*y2k;
s[2][jsf]=y[2][k]-y[2][k-1]+2.0*h/(1.0-xk)*y2k+
          h/pow(1.0-xk,4.0)*(2.0*mu*(y3k+(1.0/xk-1.0)*e2)
          -pow(1.0/xk-1.0,2.0)*1*(1+1))*y1k;
s[3][jsf]=y[3][k]-y[3][k-1];
}
}

```

Non-relativistic Schrödinger Equation with a Linear Potential

`linear.c` is a driver program for solving the non-relativistic Schrödinger equation with a linear potential using the relaxation method. The inputs are l (the orbital angular momentum quantum number), n (the principal quantum number), E (the initial guess of the eigen-energy) and $scale$ (a scale factor to adjust the amplitude of the wavefunction). The output is a file `linear.dat` which contains the relaxed wavefunction.

```
/* linear.c */

#include <stdio.h>
#include <math.h>
#include "difeq.c"
#include "/recipes/c/solvde.c"
#include "/recipes/c/bksub.c"
#include "/recipes/c/pinvs.c"
#include "/recipes/c/red.c"
#define NRANSI
#include "/recipes/c/nrutil.h"
#include "/recipes/c/nr.h"
#include "/recipes/c/nrutil.c"
#define NE 3
#define M 101
#define NB 1
#define NSI NE
#define NYJ NE
#define NYK M
#define NCI NE
#define NCJ (NE-NB+1)
#define NCK (M+1)
#define NSJ (2*NE+1)
#define pi 3.1415926535897932384626433

int l,mpt=M;
float h,x[M+1],mu,lambdal;

int main(void)
{
    void solvde(int itmax, float conv, float slowc, float scalv[],
                int indexv[], int ne, int nb, int m, float **y, float ***c,
                float **s);
    int i,itmax,k,indexv[NE+1],n;
```

```

float conv,deriv,sinpx,cospx,q1,slowc,scalv[NE+1],max,e,scale;
float **y,**s,**c;
FILE *fp;

mu=0.75;
lambdal=5.0;
y=matrix(1,NYJ,1,NYK);
s=matrix(1,NSI,1,NSJ);
c=f3tensor(1,NCI,1,NCJ,1,NCK);
itmax=100;
conv=1.0e-6;
slowc=1.0;
h=1.0/(M-1);
printf("\n1, n, E scale = ");
scanf("%d%d%f%f",&l,&n,&e,&scale);
indexv[1]=1;
indexv[2]=2;
indexv[3]=3;
for (k=1;k<=(M-1);k++) {
    x[k]=(k-1)*h;
    sinpx=sin(n*pi*x[k]);
    cospx=cos(n*pi*x[k]);
    y[1][k]=sinpx*sinpx;
    y[2][k]=2.0*n*pi*cospx*sinpx;
    y[3][k]=e;
}
x[M]=1.0;
y[1][M]=0.0;
y[3][M]=e;
y[2][M]=0.0;
scalv[1]=1.0;
scalv[2]=1.0;
scalv[3]=e;
solvde(itmax,conv,slowc,scalv,indexv,NE,NB,M,y,c,s);
fp=fopen("linear.dat","w");
max=0.0;
for(i=1;i<=M;i++) if (fabs(y[1][i])>max) max=fabs(y[1][i]);
for(i=1;i<=M;i++) fprintf(fp,"%f\t%f\n",(i-1)*h,y[1][i]/max*scale);
fclose(fp);
printf("\n1\tE_i\t\tE_f\n");
printf("%d\t%f\t%f\n",l,e,y[3][1]);

```

```

        free_f3tensor(c,1,NCI,1,NCJ,1,NCK);
        free_matrix(s,1,NSI,1,NSJ);
        free_matrix(y,1,NYJ,1,NYK);
        return 0;
    }
    #undef NRANSI

```

The `difeq.c` code below define the S -matrix elements of the finite difference equation of a non-relativistic Schrödinger equation with a linear potential and is called by the relaxation subroutine `solvde.c`.

```

/* difeq.c for the linear potential driver program */

extern int mpt,l;
extern float h,x[],mu,lambdal;

void difeq(int k, int k1, int k2, int jsf, int is1, int isf, int indexv[],
           int ne, float **s, float **y)
{
    float xk,y1k,y2k,y3k;
    if (k == k1) {
        s[3][3+indexv[1]]=1.0;
        s[3][3+indexv[2]]=0.0;
        s[3][3+indexv[3]]=0.0;
        s[3][jsf]=y[1][1];
    } else if (k > k2) {
        s[1][3+indexv[1]]=1.0;
        s[1][3+indexv[2]]=0.0;
        s[1][3+indexv[3]]=0.0;
        s[1][jsf]=y[1][mpt];
        s[2][3+indexv[1]]=0.0;
        s[2][3+indexv[2]]=1.0;
        s[2][3+indexv[3]]=0.0;
        s[2][jsf]=y[2][mpt];
    } else {
        s[1][indexv[1]] = -1.0;
        s[1][indexv[2]] = -0.5*h;
        s[1][indexv[3]]=0.0;
        s[1][3+indexv[1]]=1.0;
        s[1][3+indexv[2]] = -0.5*h;
        s[1][3+indexv[3]]=0.0;
    }
}

```

```

xk=(x[k]+x[k-1])/2.0;
y1k=(y[1][k]+y[1][k-1])/2.0;
y2k=(y[2][k]+y[2][k-1])/2.0;
y3k=(y[3][k]+y[3][k-1])/2.0;
s[2][indexv[1]]=h/2.0/pow(1.0-xk,4.0)*(2.0*mu*
                                (y3k+xk/(xk-1.0)*lambdal)
                                -pow(1.0/xk-1.0,2.0)*1*(1+1));
s[2][indexv[2]] = -1.0+h/(1.0-xk);
s[2][indexv[3]]=h*mu/pow(1.0-xk,4.0)*y1k;
s[2][3+indexv[1]]=s[2][indexv[1]];
s[2][3+indexv[2]]=2.0+s[2][indexv[2]];
s[2][3+indexv[3]]=s[2][indexv[3]];
s[3][indexv[1]]=0.0;
s[3][indexv[2]]=0.0;
s[3][indexv[3]] = -1.0;
s[3][3+indexv[1]]=0.0;
s[3][3+indexv[2]]=0.0;
s[3][3+indexv[3]]=1.0;
s[1][jsf]=y[1][k]-y[1][k-1]-h*y2k;
s[2][jsf]=y[2][k]-y[2][k-1]+2.0*h/(1.0-xk)*y2k+
          h/pow(1.0-xk,4.0)*(2.0*mu*(y3k+xk/(xk-1.0)*lambdal)
          -pow(1.0/xk-1.0,2.0)*1*(1+1))*y1k;
s[3][jsf]=y[3][k]-y[3][k-1];
}
}

```

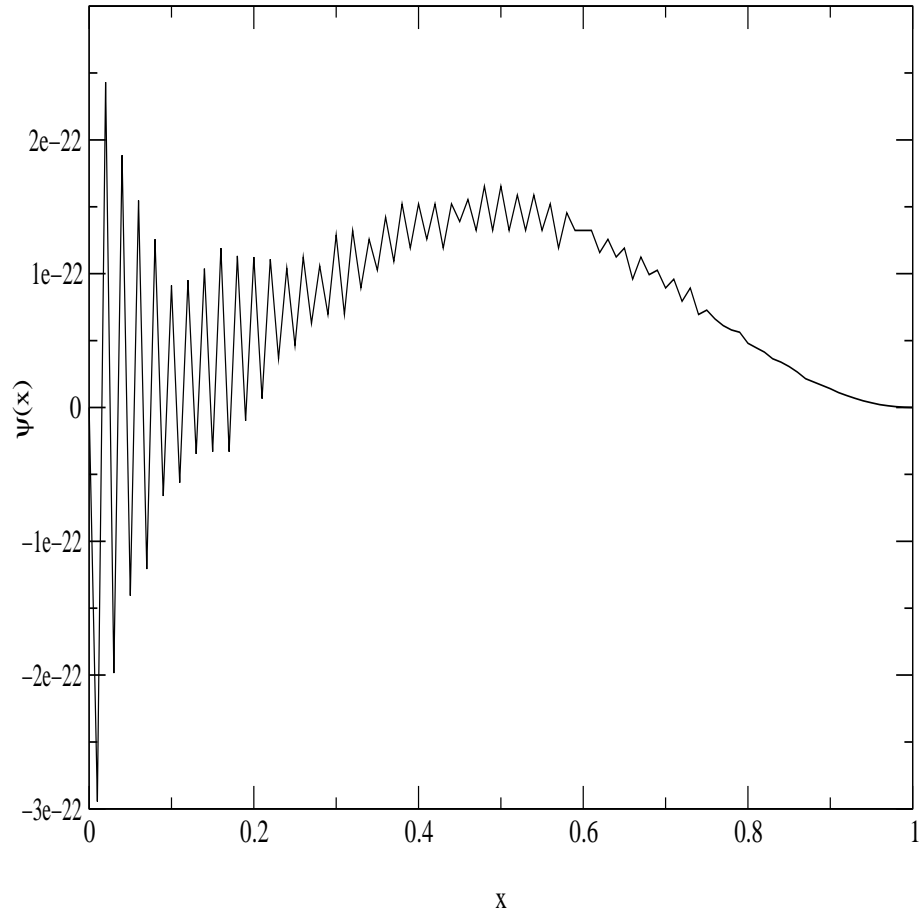


Figure 1: The relaxed S -state wavefunction of a non-relativistic Schrödinger equation with a hydrogen atom potential. The numerical eigenvalue is -13.6 eV, versus the exact value of -13.598289 eV.

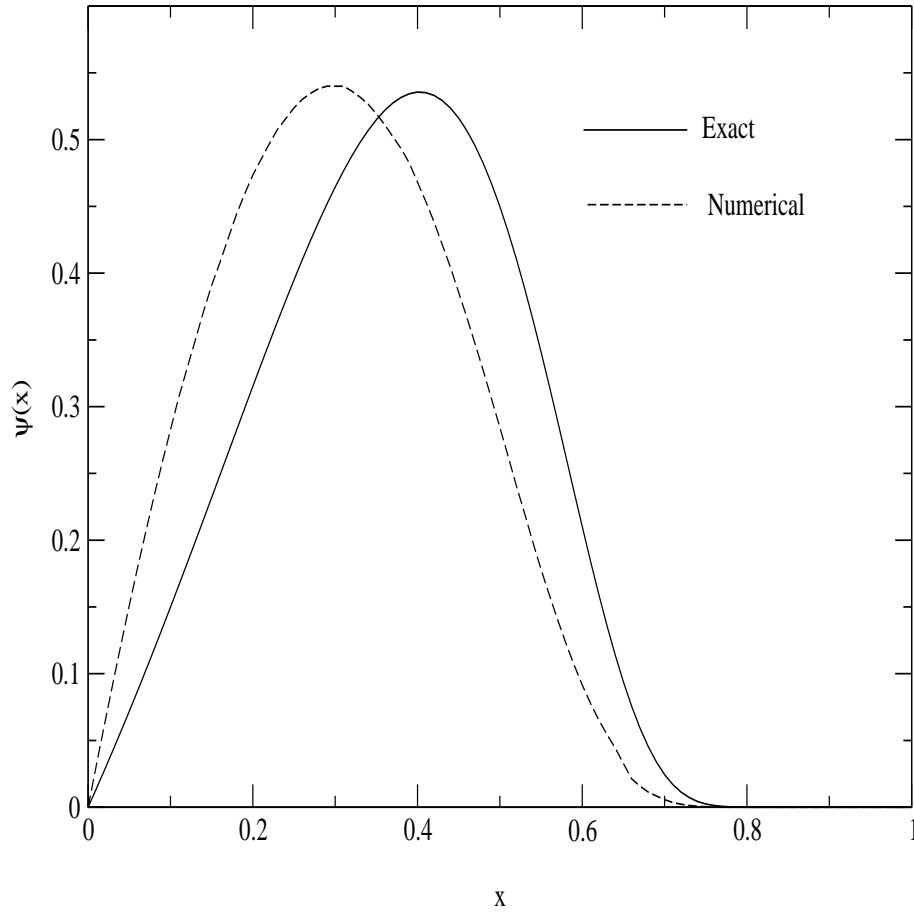


Figure 2: The relaxed $l = 0$, $n = 1$ state wavefunction of a non-relativistic Schrödinger equation with a linear potential using $\lambda_L = 5 \text{ GeV}$ and $\mu = 0.75 \text{ GeV}$. The numerical eigenvalue is 5.9719 GeV , versus the exact value of 5.972379 GeV . The relaxed wavefunction has been rescaled to match the exact wavefunction.

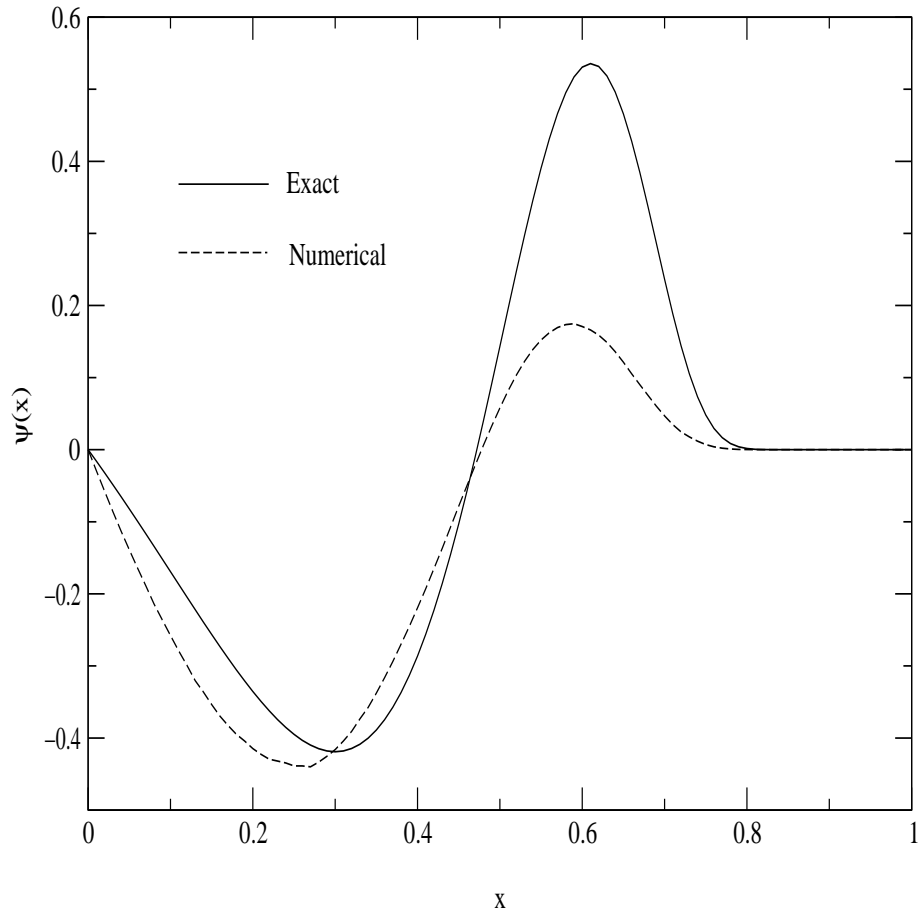


Figure 3: The relaxed $l = 0$, $n = 2$ state wavefunction of a non-relativistic Schrödinger equation with a linear potential using $\lambda_L = 5 \text{ GeV}$ and $\mu = 0.75 \text{ GeV}$. The numerical eigenvalue is 10.441 GeV , versus the exact value of 10.442114 GeV . The relaxed wavefunction has been rescaled to match the exact wavefunction.

Table 1: The numerical eigenvalues of the non-relativistic Schrödinger equation with a linear potential using $\lambda_L = 5 \text{ GeV}$, $\mu = 0.75 \text{ GeV}$ and $n = 1$.

l	Numerical
0	5.9719
1	8.5850
2	10.8514
3	12.9020
4	14.9790
5	16.5845