

An Expansion of the Free Energy of Anharmonic Oscillator Based on the Variational Result

Wen-Fa Lu^{a,b,c}, Sang Koo You^d, Jino Bak^{a,c}, Chul Koo Kim^{a,c} and Kyun Nahm^e

^a *Institute of Physics and Applied Physics, Yonsei University, Seoul 120-749, Korea*

^b *Department of Applied Physics, Shanghai Jiao Tong University, Shanghai 200030, China **

^c *Center for Strongly Correlated Materials Research, Seoul National University, Seoul 151-742, Korea*

^d *Max-Planck Institute for the Physics of Complex Systems, D-01187 Dreden, Germany*

^e *Department of Physics, Yonsei University, Wonju 220-710, Korea*

Based on the variational result, we performed a Taylor series expansion of the free energy of an anharmonic oscillator within the functional integral formalism. The variationally extremized condition makes Cactus Feynman diagrams disappear from any higher-order diagrams, and accordingly Feynman diagrams are simplified. We obtained the analytical expression of the free energy up to the fourth order, and compared our results with exact, accurate and variational results.

I. INTRODUCTION

In this paper, we investigate a Taylor series expansion based on the variational result to calculate the free energy of a one-dimensional anharmonic oscillator with the Hamiltonian

$$H(t) = \frac{m}{2}(\partial_t x(t))^2 + \frac{1}{2}m\omega^2 x^2(t) + \lambda x^4(t). \quad (1)$$

Here, x is the space position, t the time, $\partial_t \equiv \frac{\partial}{\partial t}$, and m, ω as well as λ are the mass, frequency and coupling strength, respectively.

The anharmonic oscillator Eq.(1) is useful in chemical physics [1] and many physics problems, such as thermal expansion, phonon softening and structural phase transition [2]. On the other hand, it becomes one of important theoretical laboratories in quantum field theory and condensed matter physics [3,4], because the exact or accurate values of both its energy and free energy can be obtained numerically [4,5]. Usually, analytically approximate solutions and methods applicable to the system Eq.(1) can be generalized to quantum field theory and condensed matter physics, or *vice versa*. Therefore, various approximate methods can be examined by the anharmonic oscillator. Among many approximate schemes designed to calculate the free energy of the system Eq.(1), the first two basic methods are the conventional perturbation and the variational methods [6]. However, it is known that the perturbative theory is useful only for small perturbed potential, whereas the variational methods lack systematic schemes for controlling the accuracy, albeit valid for the whole range of the coupling. In order to overcome these problems, a modificatory variational approach [7] and an effective classic partition function method [8] were proposed. Also, Ref. [9] designed a nonperturbative approach to interpolate the classical and perturbative limits. In order to provide a tool for estimating the accuracy of the variational result in a systematic way, optimized expansions were studied and developed well in the last decade [10]. Recently, Krzywek established, with the aid of cumulant expansions, variational perturbation theory for the quantum-statistical density matrix and successfully calculated the free energy of both the anharmonic oscillator and the double-well potential [4]. Both the optimized expansions and the cumulant expansions can overcome the drawbacks as well as share, at least partially, the merits of the conventional perturbation and the variational method.

Nevertheless, for both expansions, the results of higher orders are entangled with the lowest-order results. The Cactus diagrams are scattered at all orders, and hence the diagrams become very complicated fast with the increase of the order number. Additionally, to our knowledge, the literatures did not provide analytical expressions of the free energy up to higher orders, and their numerical results were focused mainly on the case of the reduced temperatures less than 1, except for Ref. [5]. In this paper, we will generalize the method designed by You *et al* [11] to bosonic case for treating the system Eq.(1). We show that in our expansions, the variational result is clearly isolated from the higher order corrections, and, thus, Feynman diagrams are simplified. We will give analytical expressions of the free energy up to the fourth order and numerical results for the case of the intermediate values of the reduced temperature, which are in good agreement with the Okopińska's accurate data.

* mailing address, E-mail: wenfalu@phya.yonsei.ac.kr; wenfalu@online.sh.cn

In this paper, we work within the functional integral formalism [12]. Next, we introduce the variational result of the free energy for the convenience of later discussions. In Sect.III, based on the variational result, a Taylor series expansion is performed, leading to a set of simple Feynman rules and comparatively simple diagrams. Sect.IV presents calculations of the free energy for Eq.(1) up to the fourth order and makes comparisons with the exact, the accurate and the variational results. Discussions on the physical implication of the present results and conclusions are given in Sect.V.

II. VARIATIONAL RESULT

For the system Eq.(1), the generating functional is

$$Z[J] = \int_{x(0)=x(\beta)} \mathcal{D}[x(\tau)] \exp\left\{-\int_0^\beta \left[\frac{1}{2}mx(\tau)(-\partial_\tau^2 + \omega^2)x(\tau) + \lambda x^4(\tau) - J(\tau)x(\tau)\right]d\tau\right\}, \quad (2)$$

where $\tau = it$ is the imaginary time, $\beta = \frac{1}{\kappa T}$ with κ the Boltzmann constant (we will consider it as unity for convenience) and T the temperature. J is an arbitrary external source and the symbol $\mathcal{D}[x(\tau)]$ represents the functional measure. In Eq.(2), $x(0) = x(\beta)$ means that the functional integral should be executed over all the closed paths. Introducing the variational parameter Ω , one can rewrite the Euclidean action functional $S[x]$ in Eq.(2) as [4,10,13]

$$S[x, J] = \int_0^\beta \left[\frac{1}{2}mx(\tau)(-\partial_\tau^2 + \Omega^2)x(\tau) + \frac{1}{2}m(\omega^2 - \Omega^2)x^2(\tau) + \lambda x^4(\tau) - J(\tau)x(\tau)\right]d\tau. \quad (3)$$

Carrying out the Gaussian functional integral and exploiting the Jensen's inequality [6], we have the partition function

$$Z \equiv Z[J=0] = (Det(G^{-1}))^{-\frac{1}{2}} < \exp\left\{-\int_0^\beta \left[\frac{1}{2}m(\omega^2 - \Omega^2)\delta_{J_\tau}^2 + \lambda\delta_{J_\tau}^4\right]d\tau\right\} >_G \quad (4)$$

$$\begin{aligned} &\geq (Det(G^{-1}))^{-\frac{1}{2}} \exp\left\{-\int_0^\beta < \frac{1}{2}m(\omega^2 - \Omega^2)\delta_{J_\tau}^2 + \lambda\delta_{J_\tau}^4 >_G d\tau\right\} \\ &= (Det(G^{-1}))^{-\frac{1}{2}} \exp\left\{-\frac{1}{2}m\beta(\omega^2 - \Omega^2)G_{\tau\tau} - 3\lambda\beta G_{\tau\tau}^2\right\}, \end{aligned} \quad (5)$$

where, $J_\tau = J(\tau)$ and $\delta_{J_\tau} \equiv \frac{\delta}{\delta J_\tau}$. G^{-1} represents the operator $-\partial_\tau^2 + \Omega^2$ with the propagator $G_{\tau\tau'} = G(\tau, \tau')$ and we have used the following notation and relation

$$\begin{aligned} < O[x] >_G \equiv \frac{Tr[O[x] \exp\{-\int_0^\beta [\frac{1}{2}mx(\tau)(-\partial_\tau^2 + \Omega^2)x(\tau)d\tau\}]}{Tr[\exp\{-\int_0^\beta [\frac{1}{2}mx(\tau)(-\partial_\tau^2 + \Omega^2)x(\tau)d\tau\}]} \\ &= O[\delta_J] \exp\left\{\frac{1}{2}J_\tau G_{\tau\tau'} J_{\tau'} d\tau d\tau'\right\} \Big|_{J=0} \equiv < O[\delta_J] >_G. \end{aligned} \quad (6)$$

Hence, the free energy of the system Eq.(1) is

$$F = -\frac{1}{\beta} \ln(Z) \leq \frac{1}{2\beta} \ln(Det(G^{-1})) + \frac{1}{2}m(\omega^2 - \Omega^2)G_{\tau\tau} + 3\lambda G_{\tau\tau}^2 \equiv \bar{F}. \quad (7)$$

Obviously, making \bar{F} of Eq.(7) absolutely minimum will lead to a minimum upper limit of the free energy F_0 , which is

$$F_0 = \frac{1}{\beta} \ln(2 \sinh(\frac{\beta\Omega}{2})) - \frac{3\lambda}{4m^2\Omega^2} \coth^2(\frac{\beta\Omega}{2}) \quad (8)$$

with the variationally extremized condition ($\frac{\delta \bar{F}}{\delta \Omega^2} = 0$)

$$\Omega^2 = \omega^2 + \frac{6\lambda}{m^2\Omega} \coth(\frac{\beta\Omega}{2}). \quad (9)$$

Here, owing to the periodicity of the path in Eq.(2), we have used the following propagator

$$G_{\tau\tau'} = \frac{1}{\beta} \sum_{-\infty}^{\infty} \frac{1}{m(\omega_n^2 + \Omega^2)} e^{-i\omega_n(\tau - \tau')} = \frac{1}{2m\Omega} \frac{\cosh(\frac{\beta\Omega}{2} - \Omega|\tau - \tau'|)}{\sinh(\frac{\beta\Omega}{2})} \quad (10)$$

with ω_n the Matsubara frequency [12,14].

Eq.(8) coupled with Eq.(9) are just the variational result of F [15]. As an approximate result of F , it is valid for the whole range of λ , which has advantage over the conventional perturbative result. However, the accuracy of this result is difficult to be estimated. In the next section, we will perform Taylor series expansions to improve the variational result.

III. TAYLOR SERIES EXPANSIONS BASED ON THE VARIATIONAL FREE ENERGY

As mentioned in the first section, there are several techniques to improve the variational result. Both Okopinska [10] and Krzyweck [4] developed schemes which, first, expand (optimized or cumulant) the exponential of Eq.(4) and then truncate the series at some order with the arbitrary frequency Ω determined according to the principle of minimum sensitivity [16]. Although these schemes provide systematical ways to estimate the accuracy, they are very complicated to obtain corrections beyond the third order. Actually, they did not take the variational result as an expansion basis. In the following, we will perform a Taylor series expansion of the exponential of Eq.(4) based on the variational result in the last section. In our calculation, the parameter Ω will be identical and given by Eq.(9) for every order. One will see that the resultant expressions and Feynman diagrams are simple so that higher order corrections can be readily obtained.

In view of the expression in Eq.(5), one can rewrite Eq.(4) into the following form

$$\begin{aligned} Z[J] &= (Det(G^{-1}))^{-\frac{1}{2}} \exp\{-\int_0^\beta < \frac{1}{2}m(\omega^2 - \Omega^2)\delta_{J_\tau}^2 + \lambda\delta_{J_\tau}^4 >_G d\tau\} \\ &\quad \cdot < \exp\{-\int_0^\beta [\frac{1}{2}m(\omega^2 - \Omega^2)\delta_{J_\tau}^2 + \lambda\delta_{J_\tau}^4]d\tau \\ &\quad + \int_0^\beta < \frac{1}{2}m(\omega^2 - \Omega^2)\delta_{J_\tau}^2 + \lambda\delta_{J_\tau}^4 >_G d\tau\} >_G \\ &= (Det(G^{-1}))^{-\frac{1}{2}} \exp\{-\frac{1}{2}m\beta(\omega^2 - \Omega^2)G_{\tau\tau} - 3\lambda\beta G_{\tau\tau}^2\} \\ &\quad \cdot \exp\{-\int_0^\beta [\frac{1}{2}m(\omega^2 - \Omega^2)\delta_{J_\tau}^2 + \lambda\delta_{J_\tau}^4]d\tau \\ &\quad + \frac{1}{2}m\beta(\omega^2 - \Omega^2)G_{\tau\tau} + 3\lambda\beta G_{\tau\tau}^2\} \\ &\quad \cdot \exp\{\frac{1}{2}J_\tau G_{\tau\tau'} J_{\tau'} d\tau d\tau'\} . \end{aligned} \quad (11)$$

Obviously, it is impossible to calculate Eq.(11) exactly, and hence one has to design some scheme to produce an approximate solution. One natural and practical way is to expand the second exponential of Eq.(11) into a Taylor series. This expansion leads into simple expressions. Letting the n th order term of the Taylor series act onto the last line of Eq.(11), one can find the following properties

$$\delta_{J_{\tau_i}}^2 \Leftrightarrow (\overset{\circ}{\delta}_{J_{\tau_i}})^2 + G_{\tau_i\tau_i} , \quad \delta_{J_{\tau_i}}^4 \Leftrightarrow (\overset{\circ}{\delta}_{J_{\tau_i}})^4 + 6G_{\tau_i\tau_i}(\overset{\circ}{\delta}_{J_{\tau_i}})^2 + 3G_{\tau_i\tau_i}^2 , \quad (12)$$

where, the symbol \circ in $\overset{\circ}{\delta}$ means that the functional derivative with the index i takes effects on $\exp\{\frac{1}{2}J_\tau G_{\tau\tau'} J_{\tau'} d\tau d\tau'\}$ only if it makes up pair with any other functional derivative with the index $j \neq i$ to yield $G_{\tau_i\tau_j}$. In terms of the Feynman diagram language, it implies that only the legs which come from different vertices can connect each other. Substituting the equivalences Eq.(12) into Eq.(11) and exploiting the variationally extremized condition Eq.(9), one arrives at a simple expression

$$Z = e^{-\beta F_0} + < \exp\{-\int_0^\beta \lambda(\overset{\circ}{\delta}_{J_\tau})^4 d\tau\} >_G . \quad (13)$$

Consequently, the free energy becomes

$$F = F_0 - \frac{1}{\beta} \langle \exp\{-\int_0^\beta \lambda(\delta_{J_\tau})^4 d\tau\} \rangle_{G,C} = F_0 + \sum_2^\infty F^{(n)} \quad (14)$$

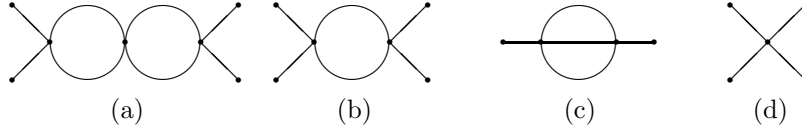
with the n th order correction to the variational result

$$F^{(n)} = (-1)^{n+1} \frac{1}{\beta} \frac{\lambda^n}{n!} \langle \int_0^\beta d\tau_1 (\delta_{J_{\tau_1}})^4 \cdots \int_0^\beta d\tau_n (\delta_{J_{\tau_n}})^4 \rangle_{G,C} . \quad (15)$$

Here, the subscript C means that only the connected Feynman diagrams have their contributions to the free energy [12]. In Eq.(14), we have made a Taylor series expansion to the exponential. Eq.(14) provides a tool to systematically evaluate the corrections to F_0 order by order. Now, one can calculate the free energy up to disired higher orders from Eq.(14) with the aid of the Feynman diagram technique. Here, the Feynman rules are simple, and they are as follows:

$$(1). \quad \text{---} \quad \text{Propagator}, \quad G_{\tau_1 \tau_2}; \quad (2). \quad \begin{array}{c} \diagup \quad \diagdown \\ \diagdown \quad \diagup \end{array} \quad \text{Vertex}, \quad -\lambda \int_0^\beta d\tau .$$

For the n th order, there is an additional total factor $-\frac{1}{\beta n!}$. From Eq.(14), it is evident that there will be not any Cactus diagrams appearing at any higher order. A further analysis indicates that there exist the following four types of building bricks for the Feynman diagrams:

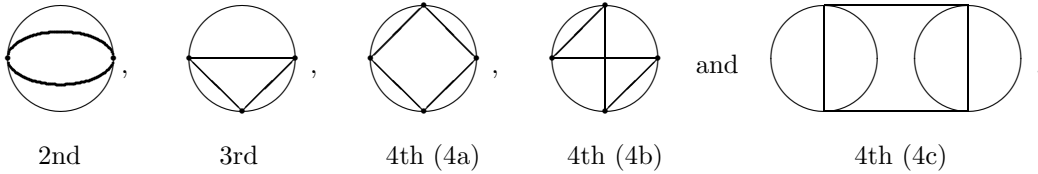


which correspond to the four kinds of partitionings of the integer “4” : (a) 2+2 , (b) 2+1+1 , (c) 3+1 and (d) 1+1+1+1, respectively. In this correspondence, the intermediate vertex of the brick (a) has two legs connected with one different vertex and the other two legs with another different vertex; the left (or right) vertex of the brick (b) has two legs connected with one different vertex and the other two legs of it will be connected with some other two different vertices respectively; the left (or right) vertex of the brick (c) has three legs connected with one different vertex and the other leg of it will be connected with some different vertex; and the vertex of the brick (d) will have its legs connected with some four different vertices respectively. These four bricks are helpful for drawing various distinct diagrams at any order. For example, it will be shown that there is no diagram at the n th order ($n < 5$) which contains the brick (d).

In the next section, we calculate the free energy up to the fourth order from Eq.(14).

IV. ANALYTICAL EXPRESSIONS AND NUMERICAL RESULTS UP TO THE FOURTH ORDER

According to the last section, the topologically non-equivalent diagrams at the second, third and fourth orders can be drawn as follows



For these five diagrams from the left to the right, Eq.(14) has $N_2 = 4!$, $N_3 = \frac{3!}{3 \cdot 2} \cdot (2 \cdot C_4^2)^3$, $N_{4a} = \frac{4!}{4 \cdot 2} \cdot (2 \cdot C_4^2)^4$, $N_{4b} = \frac{4!}{4 \cdot 2} \cdot (C_4^2 \cdot 2 \cdot C_4^2)^2 \cdot 2^4$ and $N_{4c} = \frac{4!}{4 \cdot 2} \cdot (C_4^3 \cdot 3! \cdot C_4^3)^2 \cdot 2$ topologically-equivalent diagrams, respectively. Thus, one can easily write down the corrections $F^{(2)}$, $F^{(3)}$ and $F^{(4)}$ according to the above Feynman diagrams and then calculate them as

$$\begin{aligned} F^{(2)} &= -\frac{1}{\beta} \frac{\lambda^2}{2!} N_2 \int_0^\beta d\tau_1 d\tau_2 G_{\tau_1 \tau_2}^4 \\ &= -\frac{3\lambda^2}{64m^4\Omega^5} \sinh^{-4}\left(\frac{\beta\Omega}{2}\right) [6\beta\Omega + 8\sinh(\beta\Omega) + \sinh(2\beta\Omega)] , \end{aligned} \quad (16)$$

$$\begin{aligned}
F^{(3)} &= \frac{1}{\beta} \frac{\lambda^3}{3!} N_3 \int_0^\beta d\tau_1 d\tau_2 d\tau_3 G_{\tau_1 \tau_2}^2 G_{\tau_2 \tau_3}^2 G_{\tau_3 \tau_1}^2 \\
&= \frac{9\lambda^3}{512m^6\Omega^8} \sinh^{-6}\left(\frac{\beta\Omega}{2}\right) \{-48 + 32\beta^2\Omega^2 + [-3 + 8\beta^2\Omega^2] \cosh(\beta\Omega) \\
&\quad + 48 \cosh(2\beta\Omega) + 3 \cosh(3\beta\Omega) + 108\beta\Omega \sinh(\beta\Omega)\}
\end{aligned} \tag{17}$$

and

$$\begin{aligned}
F^{(4)} &= -\frac{1}{\beta} \frac{\lambda^4}{4!} \int_0^\beta d\tau_1 d\tau_2 d\tau_3 \tau_4 \{N_{4a} G_{\tau_1 \tau_2}^2 G_{\tau_2 \tau_3}^2 G_{\tau_3 \tau_4}^2 G_{\tau_4 \tau_1}^2 \\
&\quad N_{4b} G_{\tau_1 \tau_2}^2 G_{\tau_3 \tau_4}^2 G_{\tau_2 \tau_3} G_{\tau_2 \tau_4}^2 G_{\tau_1 \tau_3} G_{\tau_1 \tau_4}^2 + N_{4c} G_{\tau_1 \tau_2}^3 G_{\tau_3 \tau_4}^3 G_{\tau_2 \tau_3} G_{\tau_4 \tau_1}\} \\
&= -\frac{3\lambda^4}{32768\beta m^8\Omega^{12}} \sinh^{-8}\left(\frac{\beta\Omega}{2}\right) \{6291 - 181320\beta^2\Omega^2 + 25920\beta^4\Omega^4 \\
&\quad + 6[71 + 13156\beta^2\Omega^2 + 2688\beta^4\Omega^4] \cosh(\beta\Omega) \\
&\quad + 48[-134 + 2115\beta^2\Omega^2 + 6\beta^4\Omega^4] \cosh(2\beta\Omega) \\
&\quad - 432 \cosh(3\beta\Omega) + 864\beta^2\Omega^2 \cosh(3\beta\Omega) + 141 \cosh(4\beta\Omega) + 6 \cosh(5\beta\Omega) \\
&\quad - 191394\beta\Omega \sinh(\beta\Omega) + 129456\beta^3\Omega^3 \sinh(\beta\Omega) + 42568\beta\Omega \sinh(2\beta\Omega) \\
&\quad + 12672\beta^3\Omega^3 \sinh(2\beta\Omega) + 37750\beta\Omega \sinh(3\beta\Omega) + 1600\beta\Omega \sinh(4\beta\Omega)\} .
\end{aligned} \tag{18}$$

These analytical expressions of Eqs.(16),(17) and (18) are the main results in this section. In order to obtain them, we have to handle the absolute value symbol in the expression of $G_{\tau\tau'}$ (see Eq.(10)). It is straightforward to calculate the integrals in $F^{(2)}$ and $F^{(3)}$ by dividing the integration domains into $2!$ and $3!$ parts respectively. As for $F^{(n)}$ ($n \geq 4$), multi-dimensional integration domain which exceeds our direct intuition is involved. However, for any n -dimensional integration domain, one can divide it into $n!$ sub-domains so that, for every sub-domain, the relation $\tau_{i_1} \leq \tau_{i_2} \leq \tau_{i_3} \leq \dots \leq \tau_{i_j} \dots \leq \tau_{i_{n-3}} \leq \tau_{i_{n-2}} \leq \tau_{i_{n-1}} \leq \tau_{i_n}$ holds. Then, mimicking the calculation of $F^{(3)}$, one can find the following equivalent relation

$$\int_0^\beta d\tau_1 \dots d\tau_n \Leftrightarrow \sum_P \int_0^\beta d\tau_{i_n} \int_0^{\tau_{i_n}} d\tau_{i_1} \int_{\tau_{i_1}}^{\tau_{i_n}} d\tau_{i_2} \int_{\tau_{i_2}}^{\tau_{i_n}} d\tau_{i_3} \dots \int_{\tau_{i_{n-3}}}^{\tau_{i_n}} d\tau_{i_{n-2}} \int_{\tau_{i_{n-2}}}^{\tau_{i_n}} d\tau_{i_{n-1}} , \tag{19}$$

where the letter ‘‘P’’ below the summation symbol indicates the summation is carried out over all the $n!$ sub-domains. Eq.(19) allows one to obtain Eq.(18).

Using the above results, we can now readily calculate the free energy up to the fourth order : $F_2 = F_0 + F^{(2)}$, $F_3 = F_0 + F^{(2)} + F^{(3)}$ and $F_4 = F_0 + F^{(2)} + F^{(3)} + F^{(4)}$ for comparisons. From Table V in Ref.(4), one can get the exact values of the free energies when $T < 1$ through letting $m = \omega = 1$. We first compare our results for $\lambda = 1$ with the variational and the exact results in Fig.1. Fig.1 indicates that : (i) when the temperature is near zero, F_2 and F_3 are very close to F_{exa} , while F_4 is invalid; (ii) when the temperature is greater than 0.5 or so, F_2 and F_4 provide substantial corrections to F_0 . In this temperature range, F_4 gives better than F_2 does, while F_3 is close to F_0 . When the temperature is greater than 1, we can compare our results with the accurate free energies, F_{accu} from the Okopińska’s optimized variational method [5]. In order to compare with Okopińska’s data, we used the definitions of the dimensionless quantities in Ref. [5], that is, $m = 1$, $z = \frac{1}{2}\omega^2\lambda^{-\frac{2}{3}}$, $\Omega\lambda^{-\frac{1}{3}} \rightarrow \Omega$, $T\lambda^{-\frac{1}{3}} \rightarrow T$ and $F_i\lambda^{-\frac{1}{3}} \rightarrow F_i$. For the case of $z = 10$, we give the comparison in Table I¹. From this table, one can see that F_4 has a better agreement with F_{accu} than F_2, F_3 and F_0 . Finally, for the range of $1 < T < 50$, we plotted the figure Fig.2 to compare F_4 with F_0 in the cases of $z = 0.2, 1, 10, 30$ and 50 . In Fig.2, we use the same curve type to represent F_4 and F_0 , and between the curves within the same type, F_4 is always the lower. Also, Fig.2 shows that F_4 coincides almost with F_0 for $z = 30$ and 50 . From Fig.2, we learn that : (i) for a given temperature, with the increase of z , the corrections of F_4 to F_0 get smaller; (ii) for a given λ , with the increase of T , the corrections of F_4 to F_0 become larger.

In this section, we have shown that it is straightforward to get analytical expressions of the free energy systematically to higher orders using the present method.

¹the data of the accurate free energies were provided by Okopińska, the author of Ref. [5]

V. CONCLUSION AND DISCUSSION

In this paper, to calculate the free energy of the anharmonic oscillator Eq.(1), we investigated a Taylor expansions based on the variational results. This paper obtained the analytical expression of the free energy up to the fourth order, gave it a numerical analysis, and made comparisons with other results in the literatures. Comparisons with other results have shown that at not too low temperatures and not too strong couplings, the present method gives a good agreement with the accurate results and, substantially, improves the variational results. The invalidity of our method for the case of lower temperatures is understandable, since the expansion parameter in Eq.(14) includes the multiplex parameter $\beta(\omega^2 - \Omega^2 + \lambda)$.

As one kind of variational perturbation techniques, our method is comparatively simple and tractable for getting higher order corrections to the variational results. In our scheme, we use the variational extremized condition Eq.(9) to determine the arbitrary frequency Ω , and, accordingly, Ω is the same for all orders. Consequently, as was indicated by Eq.(14), the free energy amounts to the variational result F_0 plus higher corrections $\sum F^{(n)}$. The variational result F_0 is just a Gaussian approximate result [15], which should contain all contributions from the Cactus diagrams [17]. Hence, the Feynman diagrams in the present scheme do not include any Cactus diagrams and, thus, make the calculation simple. However, both the optimized [10] and the cumulant [4] expansions which we compared with used the principle of minimum sensitivity [16] at higher truncated order instead of the variational extremized condition Eq.(9). Therefore, Ω is different for different truncated orders, and consequently, the free energies at higher orders cannot be expressed simply as the variational result plus the higher corrections. This implies that the Cactus diagrams are entangled with the other higher-order diagrams [4] [10](1994). The Feynman diagrams at higher orders in our scheme are simpler than those in the optimized and cumulant expansions, and it is easier to obtain the free energy up to the fourth order, or even more higher orders. However, it should be noted that the variational perturbation theory in general yields an asymptotic rather than convergent series [12]. As the divergence of F_4 in Fig.1 indicates, the variational perturbation scheme should always be used with a judicial examination of the true physical property.

Finally, we want to point out that, although our method treated the quantum-mechanical anharmonic oscillator, it is straightforward to apply our method to finite temperature scalar field theory [14]. Specially, when it is generalized to the ϕ^6 models [18], we expect that the simplicity property still holds there.

ACKNOWLEDGMENTS

Lu acknowledges Okopińska for providing her accurate data, and would like to thank H. S. Park for his help. This project was supported by the Korea Research Foundation (99-005-D00011). Lu's work was also supported in part by the National Natural Science Foundation of China under the grant No. 19875034.

-
- [1] Kilpatrick J E and Kilpatrick M F 1948 J. Chem. Phys. **16** 781
 - [2] Bunde A and Diederich S 1979 Phys. Rev. B **19** 4069; Kerr W C and Bishop A R 1986 *ibid.* B **34** 6295; Monga M R and Pathak K N 1978 *ibid.* B **18** 5859
 - [3] Okopińska A 1987 Phys. Rev. D **35** 1835; Ibañez-Meiar R, Mattingly A, Ritschel U and Stevenson P M 1992 *ibid.* D **45** 2893; Sissakian A N, Solovtsov I L and Shevchenko O Y 1993 Phys. Lett. B **313** 367; Lee G H and Yee J H 1997 Phys. Rev. D **56** 6573
 - [4] Krzyweck J 1997 Phys. Rev. A **56** 4410
 - [5] Okopińska A 1987 Phys. Rev. D **36** 1273
 - [6] Feynman R P 1972 *Statistical Mechanics—a Set of Lectures*, (New York: Addison-Wesley)
 - [7] Giachetti R and Tognetti V 1985 Phys. Rev. Lett. **55** 912; 1986 Phys. Rev. B **33** 7674
 - [8] Feynman R P and Kleinert H 1986 Phys. Rev. A **34** 5080; Kleinert H 1993 Phys. Lett. A **173** 332 and the references therein.
 - [9] Wang Y R 1990 Phys. Rev. A **41** 4493
 - [10] Okopińska A 1987 Phys. Rev. D **36** 2415; Duncan A and Jones H F 1993 *ibid.* D **47** 2560; Vlachos K and Okopińska A 1994 Phys. Lett. A **186** 375, or hep-th/9311145; 1998 Phys. Lett. A **249** 259
 - [11] You S K, Jeon K J, Kim C K and Nahm K 1998 Eur. J. Phys. **19** 179; You S K, Kim C K, Nahm K and Noh H S A Variational Perturbation Scheme for Many-particle Systems in the Functional Integral Approach, to be published in Phys. Rev. C .

- [12] Ramond P 1990 *Field Theory: a Modern Primer* Revised Printing (New York : Addison-Wesley); Negele J W and Orland H 1988 *Quantum Many-Particle System* (New York : Addison-Wesley)
- [13] Seznec R and Zinn-Justin J 1979 J. Math. Phys. **20** 1398
- [14] Das A 1997 *Finite Temperature Field Theory* (Singapore : World Scientific)
- [15] Haugerud H and Ravndal F 1991 Phys. Rev. D **43** 2736
- [16] Stevenson P M 1981 Phys. Rev. D **23** 2916
- [17] Barnes T and Ghandour G I 1980 Phys. Rev. D **22** 924
- [18] Stenvenson P M and Roditi I 1986 Phys. Rev. D **33** 2305; Funke M and Kümmel H G 1994 Phys. Rev. D **50** 991; Lu W F, Ni G J and Wang Z G 1998 J. Phys. G **24** 673

Fig.1 For the case of $T < 1$ and $\lambda = 1$, F_2, F_3 and F_4 the free energies up to the second, the third and the fourth orders are compared with the variational result F_0 and the exact free energy. The exact results were calculated according to $F = -T \ln[\sum_n e^{-E_n/T}]$ and Table V. in Ref. [4]. Here, E_n represents the exact energy eigenvalues for the system Eq.(1). We took $m = \omega = 1$. In this figure, when $T > 0.6$, the curve for F_3 almost coincides with the curve for F_0 .

Fig.2 For the case of $T > 1$ and several values of z , F_4 are compared with F_0 . We use the same type of curve to represent F_4 and F_0 , and the latter is over the former, but for the cases of $z = 30$ and 50 F_4 almost coincides with F_0 .

TABLE I. Our results F_2, F_3 and F_4 are compared with the variational result F_0 and the accurate free energies F_{accu} provided by Okopińska ($z=10$).

T	F_4	F_{accu}	F_0	F_2	F_3
1.	2.2622590	2.26225951564	2.2624520	2.2622504	2.2622610
2.	2.0639130	2.06391575514	2.0644090	2.0638734	2.0639250
3.	1.5556760	1.55569718863	1.5569910	1.5555342	1.5557470
4.	0.7808495	0.780936961496	0.7836171	0.7805129	0.7811028
5.	-0.2099735	-0.209722583045	-0.2050294	-0.2105930	-0.2093154
10.	-7.3777500	-7.37249823358	-7.3481710	-7.3793287	-7.3672830
20.	-28.0392500	-27.9670036469	-27.8614700	-28.0074342	-27.9210500
30.	-53.5076900	-53.2269143165	-52.9976700	-53.3278138	-53.0878600

Fig.1

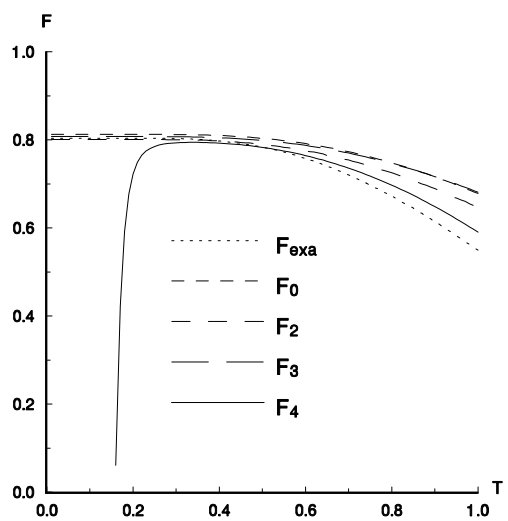


Fig.2

