

Coherence-controlled transparency and far-from-degenerate parametric gain in a strongly-absorbing Doppler-broadened medium *

Thomas F. George

Office of the Chancellor / Departments of Chemistry and Physics & Astronomy
University of Wisconsin-Stevens Point, Stevens Point, WI 54481-3897, USA

A. K. Popov

Institute for Physics, Russian Academy of Sciences, Krasnoyarsk, 660036, Russia

Received March 24, 2000

An inversionless amplification of anti-Stokes radiation above the oscillation threshold in an optically-dense far-from-degenerate double- Λ Doppler-broadened medium accompanied by Stokes gain is predicted. The outcomes are illustrated with numerical simulations applied to sodium dimer vapor. Optical switching from absorption to gain via transparency controlled by a small variation of the medium and of the driving radiation parameters which are at a level less than one photon per molecule is shown.

OCIS codes: 020.1670; 030.1670; 190.0190; 190.4970

The concept of quantum coherence and interference in multilevel schemes as an origin of difference in probabilities of absorption and induced emission [1] plays an important role in optical physics. A mechanism to achieve amplification without bare-state population inversion (AWI) in an optical transition based on this concept was explicitly proposed, numerically illustrated for the V -type scheme of Ne transitions [2], and experimentally proved [3]. Coherence and interference effects have been extensively explored to manipulate energy level populations, nonlinear-optical response, refraction, absorption and amplification of optical radiation in resonant media over the past decade (for a review, see Ref. 4). Recent theoretical and experimental investigations have demonstrated a slowing down of the light group speed to a few m/s, highly-efficient frequency conversion, optical switches and potential sources of squeezed quantum state light for quantum information processing on this basis [5, 6]. In this Letter we propose a scheme of coherent quantum control (CQC) which enables one to form up-converted AWI without incoherent excitation in an initially strongly-absorbing optically-dense medium, as well as accomplishing optical switching. All this is shown to be possible by applying driving fields at the level of one photon per several molecules. Unlike other major approaches, the proposed scheme does not require coherent population trapping. In contrast to the research reported in Ref. 7, for which the frequencies of all the coupled fields are almost equal, we consider far-from-degenerate

CQC, while the features of an optically-dense Doppler-broadened medium play a crucial role. The interplay of the absorption, gain, four-wave mixing (FWM) and their interference at inhomogeneously broadened transitions is shown to result in substantial enhancement of the gain by proper resonance detuning, which was not realized in a recent experiment [8].

Let us consider four-level scheme [Fig. 1(a)]. The fields $E_1(\omega_1)$ and $E_3(\omega_3)$ are driving, whereas $E_4(\omega_4)$ and $E_2(\omega_2)$ are weak probes. The problem under consideration reduces to the solution of a set of the coupled equations for four waves, $(E_i/2) \exp[i(k_i z - \omega_i t)] + c.c.$ ($i = 1...4$), co-propagating in an optically-thick medium:

$$dE_{4,2}(z)/dz = i\sigma_{4,2}E_{4,2} + i\tilde{\sigma}_{4,2}E_1E_3E_{2,4}^*, \quad (1)$$

$$dE_{1,3}(z)/dz = i\sigma_{1,3}E_{1,3} + i\tilde{\sigma}_{1,3}E_4E_2E_{3,1}^*. \quad (2)$$

Here $\omega_4 + \omega_2 = \omega_1 + \omega_3$, k_j are wave numbers in a vacuum, $\tilde{\sigma}_j = -2\pi k_j \tilde{\chi}_j$, $\sigma_j = -2\pi k_j \chi_j = \delta k_j + i\alpha_j/2$, and $\tilde{\chi}_j$, α_j and δk_j are intensity-dependent cross-coupling susceptibilities, absorption indices and dispersion parts of k_j . If $E_{1,3}$ are homogeneous along z (e.g., at the expense of saturation), the system of Eqs. (1) and (2) reduces to two coupled equations for E_4 and E_2 , where the medium parameters are homogeneous as well. Their solution is:

$$\begin{aligned} E_2^* = & \exp\left(-\frac{\alpha_2}{2}z - \beta z\right) \left\{ -i\frac{\gamma_2^*}{R}E_{40}\sinh(Rz) \right. \\ & \left. + E_{20}^* \left[\cosh(Rz) + \frac{\beta}{R}\sinh(Rz) \right] \right\}, \\ E_4 = & \exp\left(-\frac{\alpha_4}{2}z + \beta z\right) \left\{ i\frac{\gamma_4}{R}E_{20}^*\sinh(Rz) \right. \\ & \left. + E_{40} \left[\cosh(Rz) - \frac{\beta}{R}\sinh(Rz) \right] \right\}. \end{aligned} \quad (3)$$

Here $R = \sqrt{\beta^2 + \gamma^2}$, $\beta = [(\alpha_4 - \alpha_2)/2 + i\Delta k]/2$, $\Delta k =$

*See Video/audio clips of the related virtual experiments in A.K. Popov, S.A. Myslivets, and T.F. George, Optics Express **7**, No7, 148 (2000), <http://epubs.osa.org/oearchive/source/22947.htm>, or download: <http://kirensky.krasn.ru/popov/opa/opa.htm>

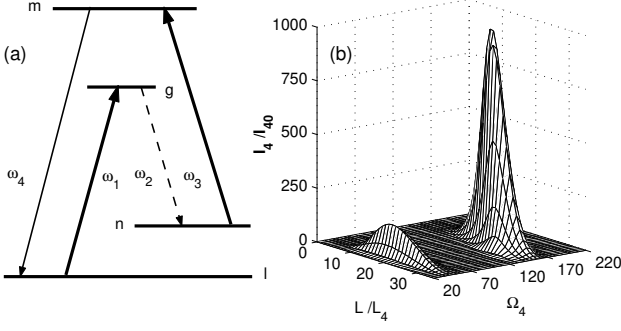


FIG. 1: (a) Energy levels and (b) AWI, where $\Omega_4 = \omega_4 - \omega_{ml}$, $L_4 = \alpha_{40}^{-1}$, $\alpha_{40} = \alpha_4(G_i = 0, \Omega_4 = 0)$, $G_{10} = 100$, $G_{30} = 40$ MHz, $\Omega_1 = \omega_1 - \omega_{gl} = 0$ and $\Omega_3 = \omega_3 - \omega_{mn} = 100$ MHz.

$\delta k_1 + \delta k_3 - \delta k_2 - \delta k_4$, $\gamma^2 = \gamma_2^* \gamma_4$, $\gamma_{4,2} = \chi_{4,2} E_1 E_3$, and E_{20}^* and E_{40} are input values (at $z = 0$). The first terms in the curved brackets indicate FWM and second – optical parametric amplification (OPA) processes. If either of the driving fields is switched off, $\gamma_{4,2} = 0$, and the weak radiations are described as $|I_{4,2}|^2 = |I_{40,20}|^2 \exp\{-\alpha_{4,2} z\}$ ($I_{4,2} = |E_{4,2}|^2$). Owing to FWM coupling, the probe radiation E_4 generates a wave E_2 close to ω_{gn} , which in turn contributes back to E_4 due to FWM. This process results in a correlated propagation of two waves along the medium. A gain or absorption of any of them influences the propagation features of the other one. If an absorption (gain) exceeds the rate of the FWM conversion ($|\gamma^2|/\beta^2 \ll 1$), $\Delta k = 0$, and if $E_{20} = 0$, and $E_{40} \neq 0$, we obtain at $z = L$: $I_4/I_{40} = |\exp(-\alpha_4 L/2) + (\gamma^2/(2\beta^2)) [\exp(g_2 L/2) - \exp(-\alpha_4 L/2)]|^2$, where $g_2 \equiv -\alpha_2$. Alternatively, if $E_{40} = 0$, and $E_{20} \neq 0$, $\eta_4 = I_4/I_{20} = (|\gamma_4|^2/(2\beta^2)) |\exp(g_2 L/2) - \exp(-\alpha_4 L/2)|^2$. It is seen that in order to achieve gain, large optical lengths L and significant Stokes gain on the transition gn ($\exp(g_2 L/2) \gg |(\beta^2/\gamma^2)|$), as well as effective FWM both at ω_2 and ω_4 , are required. The dependence $I_4(L)$ is predetermined by the sign of $Im\gamma_{4,2}$ and $Re\gamma_{4,2}$.

The important feature of the far-from-degenerate interaction is that the magnitude and sign of the multiphoton resonance detunings and, consequently, of the amplitude and phase of the lower-state coherence ρ_{nl} differ for molecules at different velocities due to the Doppler shifts. This is not the case in near-degenerate schemes. The interference of elementary quantum pathways, with account for Maxwell's velocity distribution and saturation effects, results in a nontrivial dependence of the macroscopic parameters on the intensities of the driving fields and on the frequency detunings from the resonances [9]. A density matrix solution was found exactly with respect to $E_{1,3}$ and in the first approximation for $E_{4,2}$. These formulas are used here for numerical averaging over velocities, for analysis of the quantities $\alpha_{4,2}$ and $\gamma_{4,2}$, and also to obtain a numerical solution of the system (1)-(2) with an account of the inhomogeneity of the coefficients. We stress that the effect under consideration is AWI rather

than conventional OPA accompanied by absorption and Stokes gain, since the quantum interference involved in resonant schemes plays such a crucial role that thinking in terms of the Manley-Row conservation law would be misleading [10].

The main outcomes of the simulations are illustrated in Figs. 1(b) and 2 and 3 using the conditions of the experiment [8]. The transitions of Fig. 1(a) and relaxation parameters are attributed to those of Na_2 : $\lambda_{1-4} = 655, 756, 532$, and 480 nm, $\Gamma_m, g, n = 260, 200, 30$, $\gamma_{mn}, ml, gn, gl = 24, 20, 10, 40$, $\Gamma_{nm}, lm = 110$, $\Gamma_{gm} = 130$, and $\Gamma_{ng}, lg = 140$ (all in 10^6 s $^{-1}$). Here Γ_i is the population, Γ_{ij} the coherence, and γ_{ij} the spontaneous inter-level relaxation rates. At $T = 450$ °C, the Doppler FWHM of the transition at λ_4 is 1.7 GHz, and the Boltzmann population of level n is 2% of that of level l . The Rabi frequencies $G_1 = E_1 d_{lg}/2\hbar$ and $G_3 = E_3 d_{nm}/2\hbar$ of about 100 MHz correspond to 100 mW beams focused on a spot with sizes of a few parts of a millimeter (i.e. one photon per several molecules). However, such fields

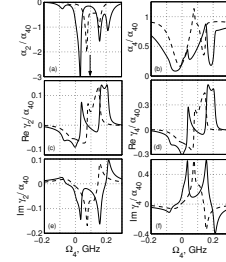


FIG. 2: (a) Macroscopic Stokes gain, (b) absorption and (c-f) cross-coupling indices, where $\Omega_2 \equiv \omega_2 - \omega_{gn} = \Omega_1 + \Omega_3 - \Omega_4$. Solid line – same parameters as in Fig. 1(b); dashed line – $G_1 = 43$ MHz, $G_3 = 39$ MHz (corresponding to $L/L_4 = 20$, where gain reaches its maximum value).

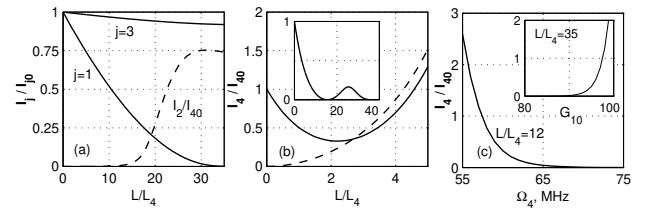


FIG. 3: (a,b) Coupled fields vs optical length (I_2 is reduced by 10^4) and (c) CQC optical switching. For the main plots in (a) and (b) and inset in (c), $\Omega_4 = 160$ MHz, and for the inset in (b), $\Omega_1 = \Omega_2 = \Omega_3 = \Omega_4 = 0$ where the remaining parameters are the same as in Fig. 1(b). (For the main plot in (c), $I_4/I_{40} = 5 \cdot 10^{-4}$ at $\Omega_4 = 75$ MHz and $I_4/I_{40} = 10^{-2}$ at $\Omega_4 = 69$ MHz. For the inset in (c), $I_4/I_{40} = 10^{-4}$ at $G_{10} = 80$ MHz and $I_4/I_{40} = 10^{-2}$ at $G_{10} = 89$ MHz.)

give rise to substantial modification of both absorption [gain Figs. 2(a) and 2(b)] and the cross-coupling [Figs. 2(c)-2(f)] parameters. Significant amplification in one of the nonlinear resonances in α_2 [Fig. 2(a)] is accompanied by absorption peaks and transparency windows in

α_4 [Fig. 2(b)]. The resonances in α_2 do not coincide with a Raman resonance [labeled with an arrow in Fig. 2(a)]. The modules of the dressed velocity-averaged parameters $\gamma_{4,2}$ differ by about four times, whereas their imaginary parts take on even different signs [as Fig. 2(c)-2(f)]. This behavior is in marked contrast to that of solid-state and off-resonant nonlinear optics.

The inhomogeneity of the driving fields [Fig. 3(a)] gives rise to a significant change of the material parameters along the medium (dashed curves in Fig. 2), so α_4 may even increase above its value in the weak-field limit. The interplay of these effects determines the spatial dynamics, optimum parameters and achievable gain [Fig. 1(b)]. Along a substantial medium length, the probe field is only being depleted [Fig. 3(b)]. Its growth begins at the length where the generated and enhanced field E_2 [dashed curves in Fig. 3(b)] becomes comparable to E_{40} . The simulations explicitly reveal that the fully resonant conditions explored in Ref. 8 are far from optimal [inset in Fig. 3(b)], and most probably the gain reported by these authors is a misinterpretation of the experiment. The maximum gain in Fig. 1(b) equals 1050, which is well above the characteristic threshold for self-oscillation to be established inside the optical cavity from the spontaneous radiation. This can be readily increased further to the mirrorless oscillation level. Both linear and laser-induced nonlinear dispersion inhomogeneous along the medium are taken into account in Figs. 1(b) and 3. Our results also demonstrate that the problem of AWI in similar schemes may not be reduced to the condition of a sign change of α_4 , as was done in Ref. 11. The solid curve

in Fig. 3(b) shows that there exists an optical thickness controlled by the driving radiations, where its minor variation results in a switching from the absorption regime to transparency and further to amplification. Figure 3(c) presents the possibility of controlling this switching with a small change of either the frequency of the probe radiation (main plot) or the intensity of the driving radiation (inset, Fig. 3). Obviously, the same processes can be employed for generating and manipulating large dispersion without the accompanying depletion of radiation. The required intensity can be further decreased in identical but more favorable atomic schemes. Owing to the generated molecular coherence, the fields E_4 and E_2 may possess nearly-perfect quantum correlations yielding almost complete squeezing[6].

We thank S.A. Myslivets for assistance in the numerical simulations and the U.S. National Research Council - National Academy of Sciences for support through the international Collaboration in Basic Science and Engineering program. AKP acknowledges stimulating discussions with B. Wellegehausen and B. Chichkov, and support from the International Association of the European Community for the promotion of co-operation with scientists from the New Independent States of the former Soviet Union (grant INTAS-99-19), the Russian and Krasnoyarsk Regional Foundations for Fundamental Research (grant 99-02-39003) and from the Center on Fundamental Natural Sciences at St. Petersburg University (grant 97-5.2-61). Thomas F. George's e-mail address is tgeorge@uwsp.edu; that of Alexander K. Popov is popov@ksc.krasn.ru.

-
- [1] G. E. Notkin, S. G. Rautian and A. A. Feoktistov, *Zh. Eksp. Teor. Fiz.* **52**, 1673 (1967); T. Ya. Popova, A. K. Popov, S. G. Rautian and A. A. Feoktistov, *ibid* **57**, 444 (1969), <http://xxx.lanl.gov/abs/quant-ph/0005081>; T. Ya. Popova, A. K. Popov, S. G. Rautian and R. I. Sokolovsky, *ibid* **57**, 850 (1969), <http://xxx.lanl.gov/abs/quant-ph/0005094>; S. G. Rautian and A. M. Shalagin, *Kinetic Problems of Nonlinear Spectroscopy* (Elsevier, Amsterdam, 1991).
 - [2] T. Ya. Popova and A. K. Popov, *J. Appl. Spectrosc. (Sov.)* **12**, 734 (1970), Consultants Bureau, Plenum, N.Y., <http://xxx.lanl.gov/abs/quant-ph/0005047>; T. Ya. Popova and A. K. Popov, *Sov. Phys. J.* **13**, 1435 (1970), Consultants Bureau, Plenum, N.Y., <http://xxx.lanl.gov/abs/quant-ph/0005049>; A. K. Popov, *Introduction in Nonlinear Spectroscopy* (Nauka, Novosibirsk, 1983) (in Russ.).
 - [3] I. M. Beterov, "Investigation on nonlinear resonant interaction of optical fields in three-level gas laser," Cand. Sci. Dissertation, Institute of Semiconductor Physics SD USSR AS, Novosibirsk, Dec. 1970.
 - [4] M. O. Scully, *Phys. Rep.* **219**, 191 (1992); O. Kocharovskaya, *ibid.*, 175 (1992); P. Mandel, *Contemp. Phys.* **34**, 235 (1993); A. K. Popov and S. G. Rautian, *SPIE Proc.* **2798**, 49 (1996), <http://xxx.lanl.gov/abs/quant-ph/0005114>; A. K. Popov, *Bull. Russ. Acad. Sci. (Physics)* **60**, 927 (1996) (Allerton Press, N.Y.), <http://xxx.lanl.gov/abs/quant-ph/0005108>.
 - [5] A. J. Merriam, S. J. Sharpe, H. Xia, D. Manuszak, G. Y. Yin and S. E. Harris, *Opt. Lett.* **24**, 625 (1999); S. E. Harris and L. V. Hau, *Phys. Rev. Lett.* **82**, 4611 (1999); S. E. Harris and Y. Yamamoto, *ibid.* **81**, 3611 (1999).
 - [6] M. D. Lukin, A. V. Matsko, M. Fleischhauer and M.O. Scully, *Phys. Rev. Lett.* **82**, 1847 (1999).
 - [7] M. D. Lukin, P. R. Hemmer, M. Loeffler and M.O. Scully, *Phys. Rev. Lett.* **81**, 2675 (1998); A. S. Zibrov, M. D. Lukin, and M. O. Scully, *ibid.* **83**, 4049 (1999).
 - [8] U. Hinze, L. Meyer, B. N. Chichkov, E. Tiemann and B. Wellegehausen, *Opt. Commun.* **166**, 127 (1999).
 - [9] A. K. Popov and S. A. Myslivets, *Quantum Electron.* **27** 1004 (1997); A. K. Popov, *SPIE Proc.* **3485**, 252 (1998), <http://xxx.lanl.gov/abs/quant-ph/0005118>.
 - [10] A. K. Popov, S. A. Myslivets, E. Tiemann, B. Wellegehausen and G. Tartakovsky, *JETP Lett.* **69**, 912 (1999), <http://ojps.aip.org/jetp/>.
 - [11] P. Dong, W. Man and J. Y. Gao, *Phys. Lett. A* **265**, 43 (2000).