

# Quantum Computer as an Inference Engine

Robert R. Tucci  
P.O. Box 226  
Bedford, MA 01730  
tucci@ar-tiste.com

December 2, 2024

## Abstract

We propose a new family of quantum computing algorithms which generalize the Deutsch-Jozsa, Simon and Shor ones. The goal of our algorithms is to estimate conditional probability distributions. Such estimates are useful in applications of Decision Theory and Artificial Intelligence, where inferences are made based on uncertain knowledge. The family of algorithms that we propose is based on a construction method that generalizes a Fredkin-Toffoli (FT) construction method used in the field of classical reversible computing. FT showed how, given any binary deterministic circuit, one can construct another binary deterministic circuit which does the same calculations in a reversible manner. We show how, given any classical stochastic network (classical Bayesian net), one can construct a quantum network (quantum Bayesian net) which can perform the same calculations as the classical one, but in a (piecewise) reversible manner. Thus, we extend the FT construction method so that it can be applied to any stochastic circuit, not just binary deterministic ones.

# 1 Introduction

In this paper, we use the language of classical Bayesian (CB) and quantum Bayesian (QB) nets[1].

The quantum computing algorithms by Deutsch-Jozsa [2], Simon[3] and Shor[4], call them the DJSS algorithms, are very similar to each other. Their goal is to estimate a quantity with zero uncertainty. They can be represented by simple two body (control-target) scattering diagrams. They do not use internal measurements during a run of the experiment.

In this paper, we propose a new family of quantum computing algorithms which generalize the DJSS ones. The goal of our algorithms is to estimate conditional probability distributions. Such estimates are useful in applications of Decision Theory and Artificial Intelligence, where inferences are made based on uncertain knowledge. Our algorithms can be represented by more general diagrams than just a two body scattering diagram. Our algorithms use internal measurements. We believe some of our algorithms are more fault tolerant than the DJSS algorithms, since their goal is not to get a **perfect** estimate of a quantity, and since internal measurements tend to reduce error propagation.

Since the DJSS algorithms are contained in the the family of algorithms that we propose, some algorithms in our family are exponentially faster than the best classical algorithms for estimating the same probability distributions. However, not all algorithms in our family are faster than their classical counterparts. However, even if they aren't faster, they might be useful for nanoscale quantum computing because they are (piecewise) reversible and thus dissipate less power. Power dissipation is best avoided in nanoscale devices since it can lead to noise and device degradation.

The family of algorithms that we propose in this paper is based on a construction method that generalizes a Fredkin-Toffoli (FT) construction method[5] used in the field of classical reversible computing. FT showed in Refs.[5] how, given any binary function  $f$ , one can construct an invertible binary function  $\bar{f}$  such that  $\bar{f}$  is an extension of  $f$ .  $\bar{f}$  can be used to perform the same calculations as  $f$ , but in a reversible manner. Functions  $f$  and  $\bar{f}$  can, of course, be represented as binary deterministic circuits. In this paper, we show how, given any CB net  $\mathcal{N}^C$ , one can construct a QB net  $\mathcal{N}^Q$  which is a reversible extension of  $\mathcal{N}^C$ . Our method for constructing a reversible extension of a CB net is a generalization of the FT method for constructing a reversible extension of a binary deterministic circuit. Thus, we extend their method so that it applies to any stochastic circuit, not just binary deterministic ones.

CB nets can be used to make inferences based on uncertain knowledge. But CB nets are not reversible in general. A QB net  $\mathcal{N}^Q$  which is a reversible extension of a CB net  $\mathcal{N}^C$  can be used to make the same inferences as  $\mathcal{N}^C$ . By using  $\mathcal{N}^Q$  instead of  $\mathcal{N}^C$ , one gains (piecewise) reversibility, which means less power dissipation, plus in some cases one also gains an exponential speedup.

## 2 Notation

In this section, we will introduce certain notation that is used throughout the paper.

The Kronecker delta function  $\delta(x, y)$  equals one if  $x = y$  and zero otherwise.

Let  $Bool = \{0, 1\}$ .  $\oplus$  will denote addition mod 2. When speaking of bits with states 0 and 1, we will often use an overbar to represent the opposite state:  $\bar{0} = 1$ ,  $\bar{1} = 0$ . Note that if  $x, k \in Bool$  then

$$\sum_k (-1)^{kx} = 1 + (-1)^x = 2\delta(x, 0). \quad (1)$$

We will often use the symbol  $\sum_{ri}$  to mean that one must sum whatever is on the right-hand side of this symbol over all repeated indices (a sort of Einstein summation convention). Likewise,  $\sum_{all}$  will mean that one should sum over all indices. If we wish to exclude a particular index from the summation, we will indicate this by a slash followed by the name of the index. For example, in  $\sum_{ri/j}$  or  $\sum_{all/j}$  we wish to exclude summation over  $j$ .

Suppose  $f$  maps  $S$  into the complex numbers. We will often use  $\frac{f(x)}{\sum_x num}$  to represent  $\frac{f(x)}{\sum_{x \in S} f(x)}$ . Thus, *num* is shorthand for the numerator of the fraction.

The Pauli matrices will be denoted by  $\sigma_x$ ,  $\sigma_y$  and  $\sigma_z$ .  $n = \begin{pmatrix} 0 & 0 \\ 0 & 1 \end{pmatrix}$  is the number operator.  $H_1 = \begin{pmatrix} 1 & 1 \\ 1 & -1 \end{pmatrix}$  is the one bit Hadamard matrix.  $H_{N_B}$  is the  $N_B$  bit Hadamard matrix, which equals the  $N_B$ -fold tensor product of  $H_1$ .

Any  $2 \times 2$  matrix  $M$  which acts on bit  $\alpha$  will be denoted by  $M(\alpha)$ . In this notation, a controlled-not (cnot) gate with control bit  $\xi$  and target bit  $\tau$  can be expressed as  $\sigma_x(\tau)^{n(\xi)}$ . See Ref.[6] for more details about this notation.

We will underline random variables. For example, we might write  $P(\underline{a} = a)$  for the probability that the random variable  $\underline{a}$  assumes value  $a$ .  $P(\underline{a} = a)$  will often be abbreviated by  $P(a)$  when no confusion will arise.  $S_{\underline{a}}$  will denote the set of values which the random variable  $\underline{a}$  may assume, and  $N_{\underline{a}}$  will denote the number of elements in  $S_{\underline{a}}$ .

This paper will also utilize certain notation associated with classical and quantum Bayesian nets. See Ref.[1] for a review of such notation.

Whenever we use the word “ditto”, as in “X (ditto, Y)”, we mean that the statement is true if X is replaced by Y. For example, if we say “A (ditto, X) is smaller than B (ditto, Y)”, we mean “A is smaller than B” and “X is smaller than Y”.

## 3 DJ Algorithm

In this section we will discuss the DJ (Deutsch-Jozsa) algorithm[2]. We will do this first in terms of state vectors and qubit circuits (the conventional approach), and then

in terms of QB nets.

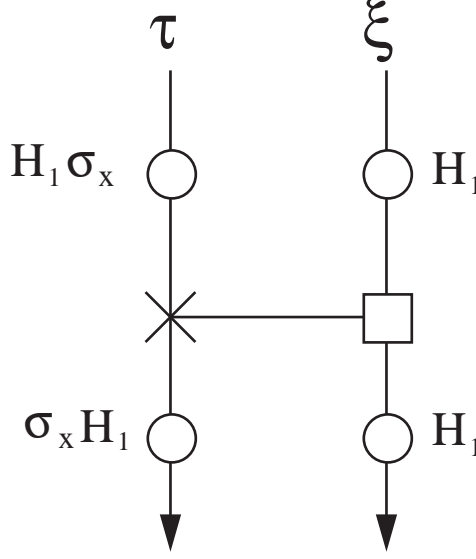


Figure 1: Qubit circuit for DJ's algorithm.

Suppose we label  $N_B$  “control” bits by  $\xi = (\xi_1, \xi_2, \dots, \xi_{N_B})$  and a single “target” bit by  $\tau$ . We will denote the state of these bits in the preferred up-down Z basis by  $|x\rangle_\xi |y\rangle_\tau$ , where  $x \in \text{Bool}^{N_B}$  and  $y \in \text{Bool}$ . For any function  $f : \text{Bool}^{N_B} \rightarrow \text{Bool}$ , define the unitary operator  $\Omega$  by

$$\Omega = \frac{1}{2^{N_B+1}} \sigma_x(\tau) H_1(\tau) H_{N_B}(\xi) \sigma_x^{f(n(\xi))}(\tau) H_{N_B}(\xi) H_1(\tau) \sigma_x(\tau) , \quad (2)$$

where  $n(\xi) = (n(\xi_1), n(\xi_2), \dots, n(\xi_{N_B}))$  and  $H_{N_B}(\xi) = \prod_i H_1(\xi_i)$ . The function  $f$  is often called an “oracle”, and the operation  $\sigma_x^{f(n(\xi))}(\tau)$  is called a “query”. The right hand side of Eq.(2) may be represented by the circuit diagram of Fig.1. The DJ algorithm consists of applying  $\Omega$  to an initial state  $|0\rangle_\xi |0\rangle_\tau$  of bits  $\xi$  and  $\tau$ , and then measuring the final state of these bits in the preferred basis.

Fig.1 and the right hand side of Eq.(2) are two equivalent ways of representing a particular Sequence of Elementary (one or two bit) Operators (SEO). There are infinitely many SEOs that yield  $\Omega$ . Fig.1 is just one of them. In fact, the original DJ paper[2] gave a different SEO for  $\Omega$ , one which contained the query operation twice.

If

$$|\psi_0\rangle = |X\rangle_\xi |Y\rangle_\tau \quad (3)$$

for  $X \in \text{Bool}^{N_B}$ ,  $Y \in \text{Bool}$ , and

$$|\psi_1\rangle = \frac{1}{\sqrt{2^{N_B+1}}} H_{N_B}(\xi) H_1(\tau) \sigma_x(\tau) |\psi_0\rangle , \quad (4)$$

$$|\psi_2\rangle = \sigma_x^{f(n(\xi))}(\tau)|\psi_1\rangle , \quad (5)$$

$$|\psi_3\rangle = \frac{1}{\sqrt{2^{N_B+1}}} \sigma_x(\tau) H_1(\tau) H_{N_B}(\xi) |\psi_2\rangle , \quad (6)$$

then it is easy to show using simple identities such as Eq.(1) that

$$|\psi_1\rangle = \frac{1}{\sqrt{2^{N_B+1}}} \sum_{x,y} (-1)^{x \cdot X + y \bar{Y}} |x\rangle_\xi |y\rangle_\tau , \quad (7)$$

$$|\psi_2\rangle = \frac{1}{\sqrt{2^{N_B+1}}} \sum_{x,y} (-1)^{x \cdot X + y \bar{Y}} |x\rangle_\xi |y \oplus f(x)\rangle_\tau , \quad (8)$$

$$|\psi_3\rangle = \frac{1}{2^{N_B+1}} \sum_{x,y,\check{X},\check{Y}} (-1)^{x \cdot (\check{X}-X) + y(\bar{Y}-\bar{Y}) + \bar{Y}f(x)} |\check{X}\rangle_\xi |\check{Y}\rangle_\tau . \quad (9)$$

Therefore,

$$\langle \check{X}, \check{Y} | \Omega | X, Y \rangle = \delta(\check{Y}, Y) \frac{1}{2^{N_B}} \sum_x (-1)^{x \cdot (\check{X}-X) + \bar{Y}f(x)} . \quad (10)$$

Thus, if the initial states of  $\xi$  and  $\tau$  are  $\underline{X} = 0$  and  $\underline{Y} = 0$ , then the probability of obtaining  $\underline{\check{X}} = \check{X}$  for the final state of  $\xi$  is

$$P(\check{X} | \underline{X} = \underline{Y} = 0) = \sum_{\check{Y}} |\langle \check{X}, \check{Y} | \Omega | X = 0, Y = 0 \rangle|^2 = \frac{1}{4^{N_B}} \left| \sum_x (-1)^{x \cdot \check{X} + f(x)} \right|^2 . \quad (11)$$

Let  $\mathcal{F}_{bal}$ , the set of “balanced” functions, be the set of all  $f : Bool^{N_B} \rightarrow Bool$  such that  $f$  maps exactly half of its domain to zero and half to one. Let  $\mathcal{F}_{con}$ , the set of “constant” functions, be the set of all  $f : Bool^{N_B} \rightarrow Bool$  such that  $f$  maps all its domain to zero or all of it to one. From Eq.(11), it is easy to see that if  $f \in \mathcal{F}_{bal} \cup \mathcal{F}_{con}$ , then

$$P(\check{X} = 0 | \underline{X} = \underline{Y} = 0) = \begin{cases} 1 & \text{if } f \in \mathcal{F}_{con} \\ 0 & \text{if } f \in \mathcal{F}_{bal} \end{cases} . \quad (12)$$

Now consider the QB net of Fig.2, where

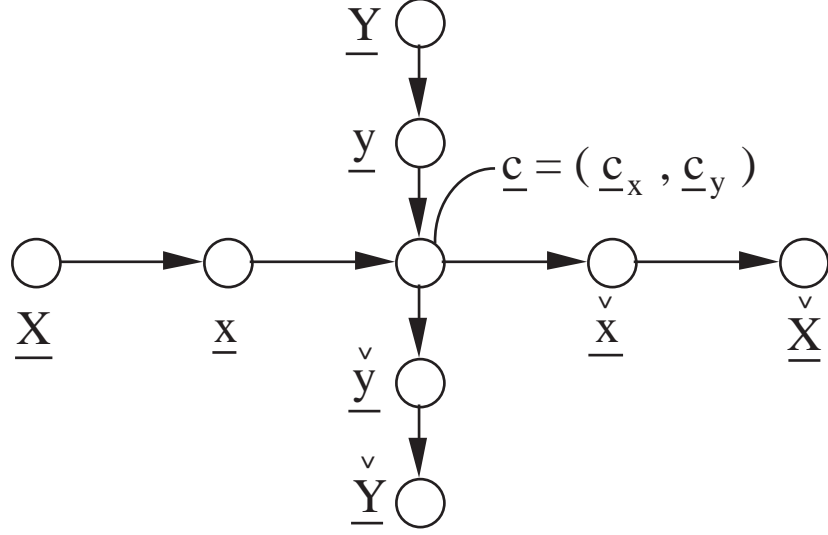


Figure 2: QB net for DJ's algorithm.

nodes	states	amplitudes	comments
$\underline{X}$	$X \in Bool^{N_B}$	$\alpha(X)$	$\sum_X  \alpha(X) ^2 = 1$
$\underline{Y}$	$Y \in Bool$	$\beta(Y)$	$\sum_Y  \beta(Y) ^2 = 1$
$\underline{x}$	$x \in Bool^{N_B}$	$(-1)^{x \cdot X} / \sqrt{2^{N_B}}$	
$\underline{y}$	$y \in Bool$	$(-1)^{y \bar{Y}} / \sqrt{2}$	
$\underline{c}$	$c = (c_x, c_y), c_x \in Bool^{N_B}, c_y \in Bool$	$\delta(c_x, x) \delta(c_y, y \oplus f(x))$	
$\underline{\check{x}}$	$\check{x} \in Bool^{N_B}$	$\delta(\check{x}, c_x)$	
$\underline{\check{y}}$	$\check{y} \in Bool$	$\delta(\check{y}, c_y)$	
$\underline{\check{X}}$	$\check{X} \in Bool^{N_B}$	$(-1)^{\check{X} \cdot \check{x}} / \sqrt{2^{N_B}}$	
$\underline{\check{Y}}$	$\check{Y} \in Bool$	$(-1)^{\check{Y} \cdot \check{y}} / \sqrt{2}$	

Table 1

For this net, the amplitude  $A(x.)$  of net story  $x.$  is the product of all the terms in the third column of Table 1. If  $\underline{X} = 0$  and  $\underline{Y} = 0$ , then the probability of obtaining  $\underline{\check{X}} = \check{X}$  is

$$P(\check{X} | \underline{X} = \underline{Y} = 0) = \frac{\sum_{\check{Y}} \left| \sum_{r.i./\check{X}\check{Y}, X, Y} A(x.) \right|_{X=Y=0}^2}{\sum_{\check{X}} num}, \quad (13)$$

where  $A(x.)$  on the right hand side is evaluated at  $X = Y = 0$ . Substituting the value of  $A(x.)$  into Eq.(13) immediately yields Eq.(11).



Figure 3: CB net that generates same probability distribution as the DJ and Simon algorithms.

One wonders whether one can calculate the probability distributions on the right hand sides of Eqs.(11) and (12) by means of a CB net instead of a QB net. Yes one can, with the CB net of Fig.3, where

nodes	states	probabilities	comments
$\underline{X}$	$X \in Bool^{N_B}$	$ \alpha(X) ^2$	
$\check{\underline{X}}$	$\check{X} \in Bool^{N_B}$	$\rho_f(\check{X}, X)$	

**Table 2**

In Table 2,  $\rho_f$  is defined by

$$\rho_f(\check{X}, X) = \frac{1}{4^{N_B}} \left| \sum_x (-1)^{x \cdot (\check{X} - X) + f(x)} \right|^2. \quad (14)$$

Note that according to Eqs.(14) and (10),

$$\rho_f(\check{X}, X) = \sum_{\check{Y}} |\langle \check{X}, \check{Y} | \Omega | X, Y = 0 \rangle|^2. \quad (15)$$

We will say that the  $2^{N_B} \times 2^{N_B}$  probability matrix  $\rho_f(\check{X}, X)$  can be “extended” to the  $2^{N_B+1} \times 2^{N_B+1}$  unitary matrix  $\langle \check{X}, \check{Y} | \Omega | X, Y \rangle$ . Furthermore, we will say that the CB net defined by Fig.3 and Table 2 can be “extended” to the QB net defined by Fig.2 and Table 1. In subsequent sections, we will say much more about extending probability matrices and CB nets to unitary matrices and QB nets.

## 4 Simon’s Algorithm

In this section we will discuss Simon’s algorithm[3]. We will do this first in terms of state vectors and qubit circuits (the conventional approach), and then in terms of QB nets.

Simon’s algorithm uses  $N_B$  “control” bits, just like the DJ algorithm. However, it uses  $N_B$  target bits whereas the DJ algorithm uses only one. Simon’s algorithm deals with a vector-valued function  $f : Bool^{N_B} \rightarrow Bool^{N_B}$ , whereas DJ’s algorithm deals with a scalar-valued function  $f : Bool^{N_B} \rightarrow Bool$ . Let  $\xi = (\xi_1, \xi_2, \dots, \xi_{N_B})$

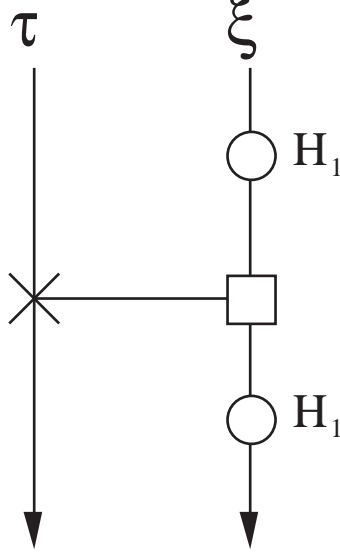


Figure 4: Qubit circuit for Simon's algorithm.

denote the control bits and  $\tau = (\tau_1, \tau_2, \dots, \tau_{N_B})$  the target bits used in Simon's algorithm. We will denote the state of these bits in the preferred up-down Z basis by  $|x\rangle_\xi |y\rangle_\tau$ , where  $x \in \text{Bool}^{N_B}$  and  $y \in \text{Bool}^{N_B}$ . For any function  $f : \text{Bool}^{N_B} \rightarrow \text{Bool}^{N_B}$ , define the unitary operator  $\Omega$  by

$$\Omega = \frac{1}{2^{N_B}} H_{N_B}(\xi) \left[ \prod_{i=1}^{N_B} \sigma_x^{f_i(n(\xi))}(\tau_i) \right] H_{N_B}(\xi) . \quad (16)$$

This operator  $\Omega$  for Simon's algorithm is analogous to the  $\Omega$  defined by Eq.(2) for the DJ algorithm. The right hand side of Eq.(16) may be represented by the circuit diagram of Fig.4. Simon's algorithm consists of applying the  $\Omega$  of Eq.(16) to an initial state  $|0\rangle_\xi |0\rangle_\tau$  of bits  $\xi$  and  $\tau$ , and then measuring the final state of these bits in the preferred basis. One performs this routine several times. The measurement outcomes allow one to determine the period of the function  $f$  if  $f$  is of a special periodic type that will be specified later.

Using the same techniques that we used to evaluate the matrix elements of the  $\Omega$  for the DJ algorithm, one finds

$$\langle \check{X}, \check{Y} | \Omega | X, Y \rangle = \frac{1}{2^{N_B}} \sum_x (-1)^{x \cdot (\check{X} - X)} \delta(\check{Y}, Y \oplus f(x)) . \quad (17)$$

If the initial states of  $\xi$  and  $\tau$  are  $\underline{X} = 0$  and  $\underline{Y} = 0$ , then the probability of obtaining  $\underline{\check{X}} = \check{X}$  for the final state of  $\xi$  is



$$P(\check{X}|\underline{X} = \underline{Y} = 0) = \sum_{\check{Y}} |\langle \check{X}, \check{Y} | \Omega | X = 0, Y = 0 \rangle|^2 = \frac{1}{4^{N_B}} \sum_{\check{Y}} \left| \sum_x (-1)^{x \cdot \check{X}} \delta(\check{Y}, f(x)) \right|^2. \quad (18)$$

Now suppose  $\mathcal{F}_S$  is the set of those functions  $f : \text{Bool}^{N_B} \rightarrow \text{Bool}^{N_B}$  such that  $f$  is 2 to 1 (i.e.,  $f$  maps exactly two domain points into each image point) and has a “period”  $\Delta$ .  $\Delta$  is an element of  $\text{Bool}^{N_B}$  such that  $f(x) = f(x \oplus \Delta)$  for all  $x \in \text{Bool}^{N_B}$ . For any  $f \in \mathcal{F}_S$  and any  $y \in \text{Bool}^{N_B}$ , there exist exactly two elements of  $\text{Bool}^{N_B}$ , call them  $x_1$  and  $x_2$ , such that  $x_1 = x_2 \oplus \Delta$  and  $f(x_1) = f(x_2) = y$ . Call  $f_p^{-1}(y)$  one of these  $x$  values, and call  $f_p^{-1}(y) \oplus \Delta$  the other. (The  $p$  subscript stands for “principal part”, in analogy with Complex Analysis.) For any  $f \in \mathcal{F}_S$ ,

$$\delta(\check{Y}, f(x)) = \begin{cases} \delta(f_p^{-1}(\check{Y}), x) + \delta(f_p^{-1}(\check{Y}) \oplus \Delta, x), & \text{if } \check{Y} \in I(f) \\ 0 & \text{otherwise} \end{cases}, \quad (19)$$

where  $I(f)$  is the image of  $f$ . Substituting the last identity into Eq.(18) yields

$$P(\check{X}|\underline{X} = \underline{Y} = 0) = \frac{1}{2^{N_B-1}} \delta(\check{X} \cdot \Delta, 0). \quad (20)$$

To calculate the period  $\Delta$  of  $f$ , run the experiment  $\nu$  times, measuring  $\check{X}$  each time. Let  $\check{X}(i)$  represent the  $i$ th measurement outcome. Then, for sufficiently large  $\nu$ , one can find  $\Delta$  by solving the equations  $\check{X}(1) \cdot \Delta = 0$ ,  $\check{X}(2) \cdot \Delta = 0$ ,  $\dots$ ,  $\check{X}(\nu) \cdot \Delta = 0$ .

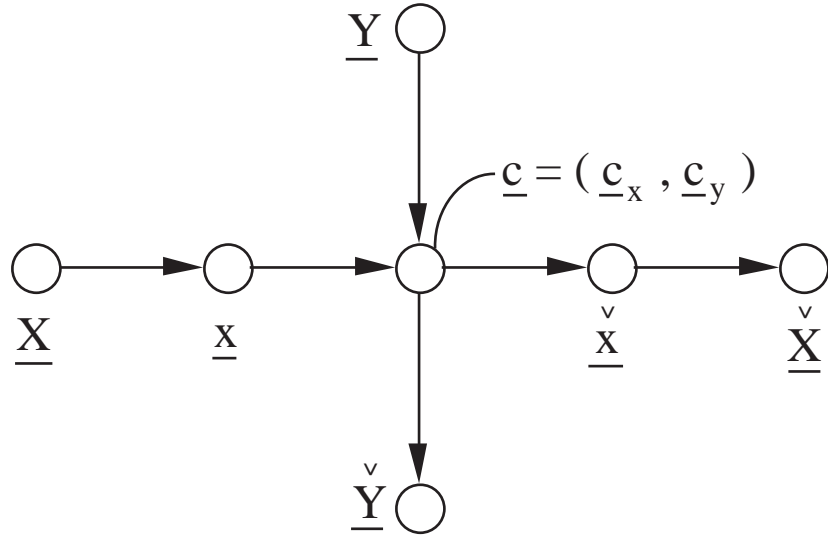


Figure 5: QB net for Simon's algorithm.

Now consider the QB net of Fig.5, where

nodes	states	amplitudes	comments
$\underline{X}$	$X \in Bool^{N_B}$	$\alpha(X)$	$\sum_X  \alpha(X) ^2 = 1$
$\underline{Y}$	$Y \in Bool^{N_B}$	$\beta(Y)$	$\sum_Y  \beta(Y) ^2 = 1$
$\underline{x}$	$x \in Bool^{N_B}$	$(-1)^{x \cdot X} / \sqrt{2^{N_B}}$	
$\underline{c}$	$c = (c_x, c_y); c_x, c_y \in Bool^{N_B}$	$\delta(c_x, x) \delta(c_y, Y \oplus f(x))$	
$\underline{\check{x}}$	$\check{x} \in Bool^{N_B}$	$\delta(\check{x}, c_x)$	
$\underline{\check{X}}$	$\check{X} \in Bool^{N_B}$	$(-1)^{\check{X} \cdot \check{x}} / \sqrt{2^{N_B}}$	
$\underline{\check{Y}}$	$\check{Y} \in Bool^{N_B}$	$\delta(\check{Y}, c_y)$	

**Table 3**

For this net, the amplitude  $A(x.)$  of net story  $x.$  is the product of all the terms in the third column of Table 3. If  $\underline{X} = 0$  and  $\underline{Y} = 0$ , then the probability of obtaining  $\underline{\check{X}} = \check{X}$  is

$$P(\check{X} | \underline{X} = \underline{Y} = 0) = \frac{\sum_{\check{Y}} \left| \sum_{r.i./\check{X}\check{Y}, X, Y} A(x.) \right|_{X=Y=0}^2}{\sum_{\check{X}} num}, \quad (21)$$

where  $A(x.)$  on the right hand side is evaluated at  $X = Y = 0$ . Substituting the value of  $A(x.)$  into Eq.(21) immediately yields Eq.(18).

As in the case of the DJ algorithm, one wonders whether one can calculate the probability distributions on the right hand sides of Eqs.(18) and (20) by means of a CB net instead of a QB net. Yes one can, with the CB net of Fig.3 and Table 2, except that now  $\rho_f$  is defined as

$$\rho_f(\check{X}, X) = \frac{1}{4^{N_B}} \sum_{\check{Y}} \left| \sum_x (-1)^{x \cdot (\check{X} - X)} \delta(\check{Y}, f(x)) \right|^2. \quad (22)$$

As in the DJ case, one has

$$\rho_f(\check{X}, X) = \sum_{\check{Y}} |\langle \check{X}, \check{Y} | \Omega | X, Y = 0 \rangle|^2. \quad (23)$$

Hence, the probability matrix  $\rho_f(\check{X}, X)$  defined by Eq.(22) can be “extended” to the unitary matrix  $\langle \check{X}, \check{Y} | \Omega | X, Y \rangle$ . Furthermore, the CB net defined by Fig.3 and Table 2 can be “extended” to the QB net defined by Fig.5 and Table 3.

## 5 Generalization of the DJ and Simon Algorithms

So far we have analyzed the DJ and Simon algorithms. (We could analyze Shor’s algorithm the same way, but we won’t because it is very similar to the other two

algorithms. Also, discussing Shor's algorithm requires that one introduce certain Number Theory results which are irrelevant to the concerns of this paper.) In this section, we will enumerate and discuss in general terms those features of the DJ and Simon algorithms which we intend to generalize in subsequent sections. Bear in mind that generalizations are seldom unique, but some are more natural, fruitful and far-reaching than others.

### (a) Estimate other kinds of probability distributions

Both the DJ and Simon algorithms can answer a question about a global property of a function  $f$  (Is it balanced or constant? What is its period?), but they only work if  $f$  is known a priori to possess certain special properties. First,  $f$  must lie in a set  $\mathcal{F}$  which equals  $\mathcal{F}_{bal} \cup \mathcal{F}_{con}$  for DJ's algorithm and  $\mathcal{F}_S$  for Simon's. If we desire that the DJ or Simon algorithm produce an answer in  $\text{poly}(N_B)$  steps, then  $f$  must possess a second property: it must be tractable.

We say a function  $f(x)$  with domain  $Bool^{N_B}$  is (asymptotically) *tractable* if (1) the definition of  $f(x)$  for all  $x \in Bool^{N_B}$  can be stored in a space that grows no faster than  $\text{poly}(N_B)$ , and (2) calculating  $f(x)$  classically for a **single**  $x$  requires  $\text{poly}(N_B)$  steps (e.g., multiplications). Of course, calculating  $f(x)$  classically **for all**  $x \in Bool^{N_B}$  may still require  $2^{N_B}$  steps, because that is how many  $x$ 's there are. If  $f$  is defined by a look-up table ("database") and we know of no symmetry which allows us to compress the table, then  $f$  is not tractable because its storage space grows as  $\exp(N_B)$ . Roughly speaking, if  $f$  is tractable, then the speed at which its complexity grows is bounded in space (storage) and time (number of operations). Tractability of  $f$  insures that the query step  $\sigma_x(\tau)^f$  which occurs in both the DJ and Simon algorithms can be performed by a quantum computer in  $\text{poly}(N_B)$  steps.

Suppose we remove the constraint that  $f$  lie in  $\mathcal{F}$ , but retain the constraint of tractability. Then a single run of the DJ or Simon experiment still terminates in  $\text{poly}(N_B)$  steps. After  $\nu$  runs, we get a bunch of samples  $X \in Bool^{N_B}$  which are distributed according to the probability distributions on the right hand sides of Eq.(11) for DJ's algorithm and Eq.(18) for Simon's. We see that a quantum computer can be used to estimate certain probability distributions in  $\text{poly}(N_B) * \nu$  steps, where  $\nu$  is the number of runs, whereas using a classical computer to estimate the same probability distribution in the same number of runs would require  $\exp(N_B) * \nu$  steps.

One could say that the goal of the DJ or Simon experiments with  $f \in \mathcal{F}$  is to estimate a deterministic probability distribution. (i.e., a probability distribution whose range is restricted to zero or unit probability). So far, quantum computing research has focused mainly on estimating deterministic probability distributions. However, estimating non-deterministic ones is clearly also useful. For example, such probability distributions are useful in applications of Decision Theory and Artificial Intelligence, where inferences are made based on uncertain knowledge.

The DJ (ditto, Simon) algorithm estimates a deterministic probability distri-

bution perfectly in just one run (ditto, a few runs). But such cases are a rarity. Usually, the estimate of a probability distribution will become perfect only as  $\nu$  tends to infinity. Luckily, perfect estimates are not required for many applications. For example, for many applications of Artificial Intelligence and Decision Theory, one does not need very high quality probability estimates. Our morning decision to take an umbrella to work might be based on a medium quality weather forecast. No doubt much can be said about how the quality of an estimate depends on  $\nu$ , but we won't say any more about it in this paper.

### **(b) Allow multiple runs and the rejection of some**

As mentioned before, it may be necessary, especially if one is estimating a non-deterministic probability distribution, to do multiple runs. It may also be necessary to allow rejection of runs. Indeed, some algorithms, such as Shor's, would not work if rejection of runs were not allowed. Obviously, the number of rejected runs is best kept as small as possible. One must check that the rejected runs do not drown out the good ones.

### **(c) Allow more complicated graph topology**

The DJ and Simon algorithms can both be represented by QB nets with simple 2 body scattering graphs (Figs.2 and 5). However, other important quantum algorithms, such as the one for Teleportation[7], can be represented by QB nets with more complicated graph topologies (with loops, etc.). The algorithms that we will propose in subsequent sections may have complicated graph topologies.

### **(d) Allow internal measurements**

Suppose  $\underline{x}$  is a node of a QB net. Let  $S_{\underline{x}}$  be the set of its states. We will say that *node  $\underline{x}$  has been measured* if during the experiment which the QB net describes, a measurement is performed on that node to determine which state  $|x\rangle$  for all  $x \in S_{\underline{x}}$  the node lies in. When  $\underline{x}$  is an internal node of the QB net, we will refer to its measurement as an *internal measurement*.

The DJ and Simon algorithms do not use internal measurements. However, other important quantum algorithms, such as the one for Teleportation, do use them. The algorithms that we will propose in subsequent sections use them too.

## **6 Reversible Extensions**

The remainder of this paper will be devoted to discussing a class of algorithms which generalize the DJ and Simon algorithms along the lines described in the previous

section. Our algorithms are based on the idea that, given a CB net, one can always extend it to a QB net. Simple examples of such extensions have already been given in the sections dealing with the DJ and Simon algorithms.

We start by defining some terminology that will be useful.

A *probability matrix*  $P(y|x)$  is a rectangular (i.e., not necessarily square) matrix with row index  $y$  and column index  $x$  such that  $P(y|x) \geq 0$  for all  $x, y$ , and  $\sum_y P(y|x) = 1$  for all  $x$ . A probability matrix is assigned to each node of a CB net. A *probability matrix*  $P(y|x)$  is *deterministic* if for each column  $x$ , there exists a single row  $y$ , call it  $y(x)$ , such that  $P(y|x) = \delta(y(x), y)$ . Any map  $f : S_{\underline{x}} \rightarrow S_{\underline{y}}$  uniquely specifies (and is uniquely specified) by the deterministic probability matrix  $P$  with matrix elements  $P(y|x) = \delta(y, f(x))$  for all  $x \in S_{\underline{x}}$  and  $y \in S_{\underline{y}}$ . We will often talk about a map  $f$  and its associated probability matrix  $P(y|x)$  as if they were the same thing.

A probability matrix  $M$  is the *parent* of a *unitary matrix*  $U$  if  $|U_{i,j}|^2 = M_{i,j}$  for all  $i, j$ . In such a case, we will write  $\text{Parent}(U) = M$ . For example,

$$\text{Parent}\left(\begin{bmatrix} C & S \\ -S & C \end{bmatrix}\right) = \begin{bmatrix} C^2 & S^2 \\ S^2 & C^2 \end{bmatrix}, \quad (24)$$

where  $C = \cos \theta$  and  $S = \sin(\theta)$  for some angle  $\theta$ . Another example is

$$\text{Parent}\left(\frac{H_1}{\sqrt{2}}\right) = \frac{1}{2} \begin{bmatrix} 1 & 1 \\ 1 & 1 \end{bmatrix}. \quad (25)$$

A CB net  $\mathcal{N}^C$  is the *parent* of a *QB net*  $\mathcal{N}^Q$  if  $\mathcal{N}^Q$  and  $\mathcal{N}^C$  have the same graph, and their node matrices are related as follows. For each node  $\underline{x}_i$ , if  $A[x_i|(x.)_{S_i}]$  is the amplitude of node  $\underline{x}_i$  in  $\mathcal{N}^Q$ , and  $P[x_i|(x.)_{S_i}]$  is the probability of node  $\underline{x}_i$  in  $\mathcal{N}^C$ , then  $|A[x_i|(x.)_{S_i}]|^2 = P[x_i|(x.)_{S_i}]$ . In such a case, we will write  $\text{Parent}(\mathcal{N}^Q) = \mathcal{N}^C$ .

A unitary matrix  $A(y, \tilde{x}|x, \tilde{y})$  (with rows labelled by  $y, \tilde{x}$  and columns by  $x, \tilde{y}$ ) is a *reversible extension* of a *probability matrix*  $P(y|x)$  if

$$\sum_{\tilde{x}} |A(y, \tilde{x}|x, \tilde{y} = 0)|^2 = P(y|x) \quad (26)$$

for all possible values of  $y$  and  $x$ . We say  $\tilde{y}$  is a *source index* and  $\tilde{x}$  is a *sink index*. We also refer to  $\tilde{x}$  and  $\tilde{y}$  collectively as *ancilla indices*. Note that any unitary matrix is a reversible extension of its parent probability matrix. Indeed, in this case Eq.(26) is satisfied with the indices  $\tilde{x}$  and  $\tilde{y}$  each ranging over a single value.

A QB net  $\mathcal{N}^Q$  is a *reversible extension* of a *CB net*  $\mathcal{N}^C$  if

$$P[(x.)_{\Gamma_C}] = \frac{\sum_{(x.)_{E_1}} |A(x.)|_{(x.)_{R_1}=0}^2}{\sum_{(x.)_{\Gamma_C}} \text{num}}. \quad (27)$$

On the right hand side of Eq.(27),  $A(x.)$  (the amplitude of story  $x.$ ) is evaluated at  $(x.)_{R_1} = 0$ . Set  $\Gamma_Q$  (ditto,  $\Gamma_C$ ) contains labels for all the nodes of  $\mathcal{N}^Q$  (ditto,  $\mathcal{N}^C$ ), set

$R_1$  contains labels of some root nodes of  $\mathcal{N}^Q$ , set  $E_1$  contains labels of some external nodes of  $\mathcal{N}^Q$ , and  $\Gamma_C = \Gamma_Q - (R_1 \cup E_1)$ . Note that any QB net is a reversible extension of its parent CB net. Indeed, in this case Eq.(27) is satisfied with sets  $E_1$  and  $R_1$  both equal to the null set.

For some positive integers  $r$  and  $s$ , suppose  $x = (x_{r-1}, \dots, x_1, x_0)$  and  $y = (y_{s-1}, \dots, y_1, y_0)$ , where, for all  $i$ ,  $x_i$  and  $y_i$  are elements of  $Bool$ . We will say a map  $G : x \rightarrow y$  is a *binary gate* from  $r$  to  $s$  bits. If  $G$  is an invertible map, we will say that the gate is *reversible*. For example, the AND map  $(x_1, x_0) \rightarrow y_0$  with  $y_0 = x_0 x_1$  is a binary gate. So are the OR and NOT maps. Out of these 3 gates, only the NOT gate is reversible.

Another example of a reversible binary gate is the *Toffoli gate*[5]. It maps 3 bits into 3 bits as follows:

$$\begin{aligned} y_0 &= T_0(x_0) = x_0, \\ y_1 &= T_1(x_1) = x_1, \\ y_2 &= T_2(x_2) = x_2 \oplus x_0 x_1. \end{aligned} \tag{28}$$

The Toffoli gate can also be defined as the following deterministic probability matrix

$$P(y|x) = \delta(y, T(x)) = \delta(y_2, x_2 \oplus x_0 x_1) \delta(y_1, x_1) \delta(y_0, x_0). \tag{29}$$

Consider 3 bits labelled 0, 1, and 2, and suppose the  $i$ th bit changes from  $x_i$  to  $y_i$ . Then bits 0 and 1 do not change whereas bit 2 flips iff the product  $x_0 x_1$  equals one. Thus, the probability matrix with entries given by Eq.(29) is simply a doubly controlled not:

$$[P(y|x)] = \sigma_x(2)^{n(0)n(1)}. \tag{30}$$

It is convenient to use the term Toffoli gate to refer not only to the gate defined by Eq.(29), but also to the 3 other gates that one obtains by replacing  $x_0 x_1$  in Eq.(29) by  $x_0 \bar{x}_1$ , or  $\bar{x}_0 x_1$ , or  $\bar{x}_0 \bar{x}_1$ . This corresponds to replacing  $n(0)n(1)$  in Eq.(30) by  $n(0)\bar{n}(1)$ , or  $\bar{n}(0)n(1)$ , or  $\bar{n}(0)\bar{n}(1)$ .

Fig.6 shows the 4 doubly-controlled nots that we call Toffoli gates as well as the circuit diagrams usually used to represent them. Fig.7 shows how AND, XOR, NOT and FANOUT gates can be realized in terms of Toffoli gates[5].

## 6.1 Reversible Extension of a Matrix

In this section we will give some examples of reversible extensions of probability matrices. Then we will show that any probability matrix has a reversible extension.

Any unitary matrix is a reversible extension of its parent probability matrix, but such extensions are trivial in the sense that they have no ancilla indices. Less trivial examples of reversible extensions of matrices have been given already in the sections dealing with the DJ and Simon algorithms.

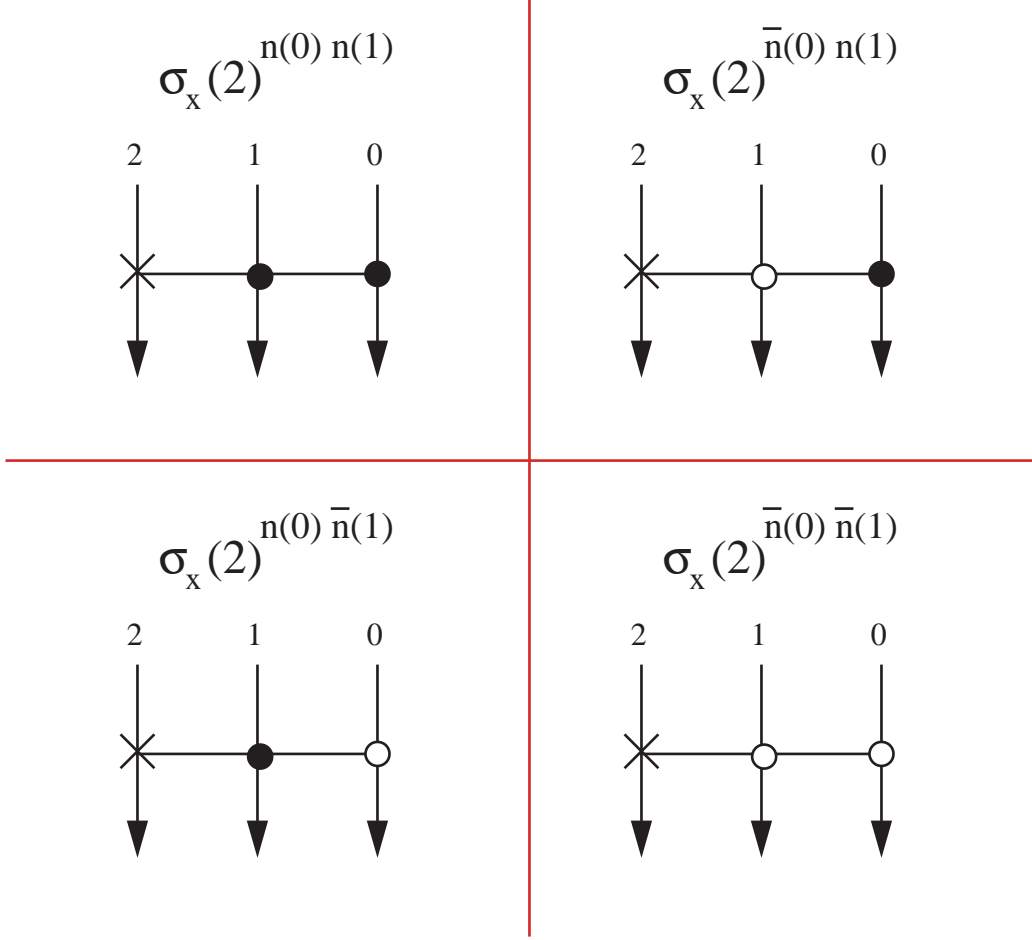


Figure 6: Four different kinds of Toffoli gates. 0,1,2 are bit labels.

The Toffoli gates can be used to build reversible extensions of the elementary binary gates AND, XOR, NOT, FANOUT. See Fig.7. For the AND gate,

$$\sum_{y_1, y_0} \left| \langle y | \sigma_x(2)^{n(1)n(0)} | x_2 = 0, x_1, x_0 \rangle \right|^2 = \delta(y_2, x_1 x_0) . \quad (31a)$$

For the FANOUT gate,

$$\sum_{y_1} \left| \langle y | \sigma_x(2)^{\bar{n}(1)n(0)} | x_2 = 0, x_1 = 0, x_0 \rangle \right|^2 = \delta(y_2, x_0) \delta(y_0, x_0) . \quad (31b)$$

For the XOR gate,

$$\sum_{y_1, y_0} \left| \langle y | \sigma_x(2)^{n(1)\bar{n}(0)} | x_2, x_1, x_0 = 0 \rangle \right|^2 = \delta(y_2, x_2 \oplus x_1) . \quad (31c)$$

For the NOT gate,

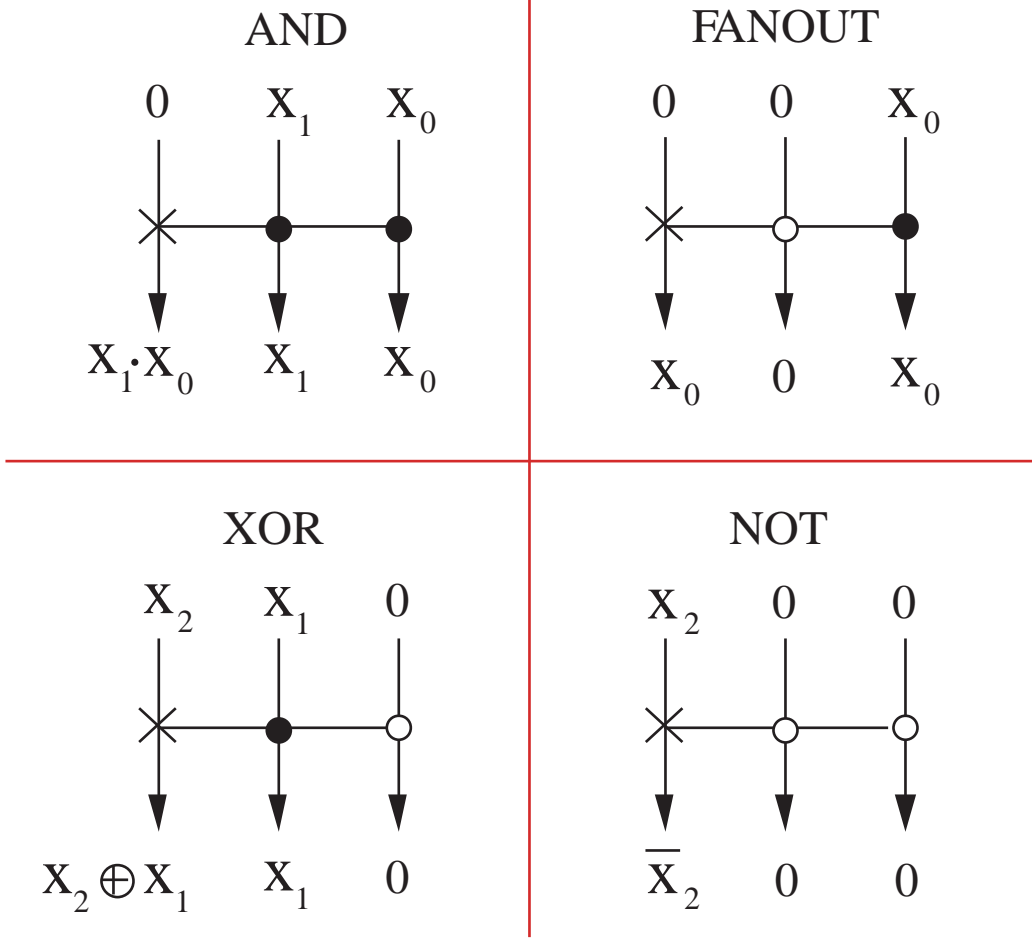


Figure 7: How to express elementary gates in terms of Toffoli gates.  $x_0, x_1, x_2 \in Bool$  are bit values.

$$\sum_{y_1, y_0} \left| \langle y | \sigma_x(2)^{\bar{n}(1)\bar{n}(0)} | x_2, x_1 = 0, x_0 = 0 \rangle \right|^2 = \delta(y_2, x_2 \oplus 1) = \delta(y_2, \bar{x}_2) . \quad (31d)$$

Note that the NOT gate is just  $\sigma_x$ , which is a reversible extension of itself. Eq.(31d) gives a different reversible extension of  $\sigma_x$ . In the left hand side of Eqs.(31), the  $x_i$  indices that are set to zero are called *source indices*, and the  $y_i$  indices that are summed over are called *sink indices*. (This terminology comes from [5]). Sink and source indices are collectively called *ancilla indices*.

Next we will prove that any probability matrix has a reversible extension. Suppose that we are given a probability matrix  $P(y|x)$  where  $x \in S_{\underline{x}}$  and  $y \in S_{\underline{y}}$ . Let  $N_{\underline{x}}$  (ditto,  $N_{\underline{y}}$ ) denote the number of elements in  $S_{\underline{x}}$  (ditto,  $S_{\underline{y}}$ ). Let  $\xi^{(x)}$  for  $x \in S_{\underline{x}}$  be any orthonormal basis of the complex  $N_{\underline{x}}$  dimensional vector space. The components



of  $\xi^{(x)}$  in the standard basis will be denoted by  $\xi_{\tilde{x}}^{(x)}$  where  $\tilde{x} \in S_{\underline{x}}$ . If the  $\xi^{(x)}$ 's are themselves the standard basis, then  $\xi_{\tilde{x}}^{(x)} = \delta(x, \tilde{x})$ . Define matrix  $A$  by

$$A(y, \tilde{x}|x, \tilde{y}) = \begin{cases} \sqrt{P(y|x)} \xi_{\tilde{x}}^x & \text{if } \tilde{y} = 0 \\ \text{obtained by Gram - Schmidt} & \text{if } \tilde{y} \neq 0 \end{cases} . \quad (32)$$

$y \quad \tilde{x}$   
 $\downarrow$

$x \quad \tilde{y} \longrightarrow$

	00	01	02	03	10	11	12	13	20	21	22	23
00												
01	$\sqrt{P(0 0)}\xi^0$				$\sqrt{P(0 1)}\xi^1$				$\sqrt{P(0 2)}\xi^2$			
02												
10												
11	$\sqrt{P(1 0)}\xi^0$				$\sqrt{P(1 1)}\xi^1$				$\sqrt{P(1 2)}\xi^2$			
12												
20												
21	$\sqrt{P(2 0)}\xi^0$				$\sqrt{P(2 1)}\xi^1$				$\sqrt{P(2 2)}\xi^2$			
22												
30												
31	$\sqrt{P(3 0)}\xi^0$				$\sqrt{P(3 1)}\xi^1$				$\sqrt{P(3 2)}\xi^2$			
32												

Figure 8: How to construct a reversible extension of any probability matrix.

To understand the last equation, consider Fig.8. In that figure we have assumed for definiteness that  $S_{\underline{x}} = \{0, 1, 2\}$  and  $S_{\underline{y}} = \{0, 1, 2, 3\}$ . The shaded (ditto, unshaded) columns have  $\tilde{y} \neq 0$  (ditto,  $\tilde{y} = 0$ ). It is easy to see that the unshaded columns are orthonormal because the vectors  $\xi^x$  are orthonormal and  $\sum_y P(y|x) = 1$ . Since the unshaded columns are orthonormal, one can use the Gram-Schmidt method[8] to fill the shaded columns so that all the columns of  $A$  are orthonormal and therefore  $A$  is unitary. Note that by virtue of Eq.(32),

$$\sum_{\tilde{x}} |A(y, \tilde{x}|x, \tilde{y} = 0)|^2 = \sum_{\tilde{x}} P(y|x) \xi_{\tilde{x}}^{(x)*} \xi_{\tilde{x}}^{(x)} = P(y|x) \quad (33)$$

so that the  $A$  defined by Eq.(32) does indeed satisfy Eq.(26).[9] QED

Note that the matrix  $A$  defined by Eq.(32) has dimensions  $N_{\underline{x}}N_{\underline{y}} \times N_{\underline{x}}N_{\underline{y}}$ . It is sometimes possible to find a reversible extension  $A$  which has smaller dimensions. For example,  $\sigma_x$  is a reversible extension of itself. As a less trivial example, suppose

$$P(y|x_1, x_2) = \delta(y, x_1 \oplus x_2) , \quad (34)$$

for  $y, x_1, x_2 \in Bool$ . Then define

$$A(y, e|x_1, x_2) = \frac{(-1)^{x_1 e}}{\sqrt{2}} \delta(y, x_1 \oplus x_2) , \quad (35)$$

for  $y, e, x_1, x_2 \in Bool$ . It is easy to check that matrix  $A$  is unitary. Furthermore,

$$\sum_e |A(y, e|x_1, x_2)|^2 = \frac{1}{2} \sum_e \delta(y, x_1 \oplus x_2) = \delta(y, x_1 \oplus x_2) . \quad (36)$$

FT showed in Refs.[5] how, given any binary function  $f$ , one can construct an invertible binary function  $\bar{f}$  such that  $\bar{f}$  is what we call a reversible extension of  $f$ . Equivalently, they showed how, given any deterministic probability matrix  $M$ , one can construct an invertible deterministic probability matrix  $\bar{M}$  such that  $\bar{M}$  is a reversible extension of  $M$ . What we have shown in this section is that one can extend any probability matrix  $M$ , not just deterministic ones, into a unitary matrix  $\bar{M}$ .

## 6.2 Reversible Extension of a CB net

As we've said before, FT showed in Refs.[5] how, given any binary function  $f$ , one can construct an invertible binary function  $\bar{f}$  such that  $\bar{f}$  is a reversible extension of  $f$ . Their method for constructing  $\bar{f}$  is to first represent  $f$  as a circuit of elementary gates (AND, XOR, NOT, FANOUT), and then to modify the circuit by replacing each of its gates by a reversible extension of it. The desired function  $\bar{f}$  is then specified by the modified circuit.

In this section we will show how, given any CB net  $\mathcal{N}^C$ , one can construct a QB net  $\mathcal{N}^Q$  which is a reversible extension of  $\mathcal{N}^C$ . So far we've shown how to construct a reversible extension for any probability matrix. Now remember that each node of  $\mathcal{N}^C$  has a probability matrix assigned to it. The main step in constructing a reversible extension of  $\mathcal{N}^C$  is to replace each node matrix of  $\mathcal{N}^C$  with a reversible extension of it. Thus, our method for constructing a reversible extension of a CB net is a generalization of the FT method for constructing a reversible extension of a binary function. We extend their method so that it can be applied to any stochastic circuit, not just binary deterministic ones.

Before describing our construction method, we need some definitions. Let  $\underline{x}$  be any node of a Bayesian net. If  $\underline{x}$  has more than one arrow exiting it, we will call  $\underline{x}$  a *fanout node*. If  $\underline{x}$  is a fanout node, the nodes at the end of the arrows exiting  $\underline{x}$  will be called the *listeners* of  $\underline{x}$ . Whenever a fanout node  $\underline{x}$  has its states specified as

components of a vector and it assigns a different component to each of its listeners, we will say that  $\underline{x}$  is *componentized*.

Let  $\mathcal{N}^C$  be a CB net for which we want to obtain a reversible extension. Our construction has two steps:

**(Step 1) Replace  $\mathcal{N}^C$  by a modified CB Net  $\mathcal{N}_{mod}^C$  in which all fanout nodes are componentized**

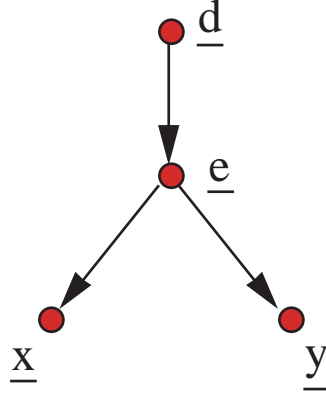


Figure 9: Example CB net for which we desire a reversible extension.

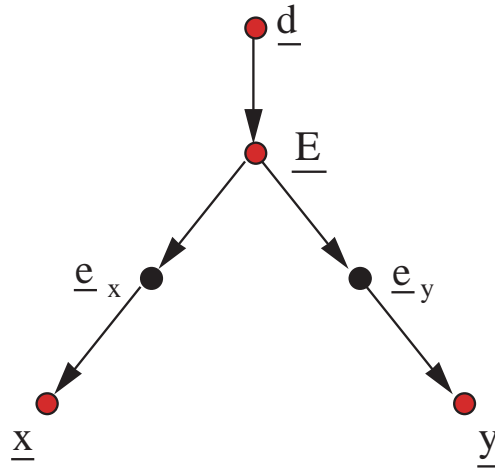


Figure 10: CB net of Fig.9 after fanout nodes have been modified (“componentized”).

As an example of this step, consider the net  $\mathcal{N}^C$  defined by Fig.9, where

nodes	states	probabilities	comments
$\underline{d}$	$d \in S_{\underline{d}}$	$P(d)$	
$\underline{e}$	$e \in S_{\underline{e}}$	$P(e d)$	
$\underline{x}$	$x \in S_{\underline{x}}$	$P(x e)$	
$\underline{y}$	$y \in S_{\underline{y}}$	$P(y e)$	

**Table 4**

This net has a single fanout node  $\underline{e}$ , and  $\underline{e}$  has two listeners. One can replace this net by another CB net, call it  $\mathcal{N}_{mod}^C$ , given by Fig.10, where

nodes	states	probabilities	comments
$\underline{d}$	$d \in S_{\underline{d}}$	$P(d)$	
$\underline{E} = (\underline{e}_x, \underline{e}_y)$	$E = (E_1, E_2), E_i \in S_{\underline{e}}$	$P(\underline{e} = E_1 d)\delta(E_1, E_2)$	
$\underline{e}_x$	$e_x \in S_{\underline{e}}$	$\delta(E_1, e_x)$	
$\underline{e}_y$	$e_y \in S_{\underline{e}}$	$\delta(E_2, e_y)$	
$\underline{x}$	$x \in S_{\underline{x}}$	$P(x \underline{e} = e_x)$	
$\underline{y}$	$y \in S_{\underline{y}}$	$P(y \underline{e} = e_y)$	

**Table 5**

Note that  $\mathcal{N}_{mod}^C$  has a single fanout node  $\underline{E}$ , and  $\underline{E}$  is componentized; that is, it assigns a different component to each of its listeners. The original fanout node  $\underline{e}$  of  $\mathcal{N}^C$  did not do so, at least not explicitly.  $\diamond$

**(Step 2) For each non-trivial node of  $\mathcal{N}_{mod}^C$ , replace its node matrix by a reversible extension of it.**

As an example of this step, consider the net  $\mathcal{N}^Q$  defined by Fig.11, where

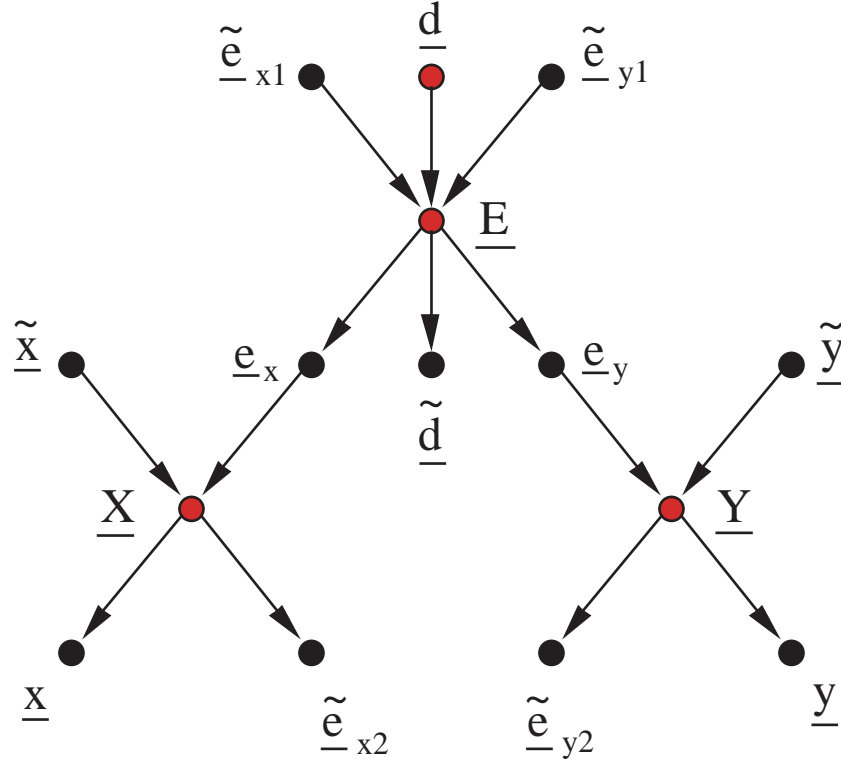


Figure 11: A reversible extension QB Net of the CB net of Fig.9.

nodes	states	amplitudes	comments
$\tilde{e}_{x1}$	$\tilde{e}_{x1} \in S_{\underline{e}}$	$\delta(\tilde{e}_{x1}, 0)$	F
$\underline{d}$	$d \in S_{\underline{d}}$	$\sqrt{P(\underline{d})}$	R
$\tilde{e}_{y1}$	$\tilde{e}_{y1} \in S_{\underline{e}}$	$\delta(\tilde{e}_{y1}, 0)$	F
$\underline{E} = (\underline{e}_x, \underline{e}_y, \underline{d})$	$E = (E_1, E_2, E_3); E_1, E_2 \in S_{\underline{e}}, E_3 \in S_{\underline{d}}$	$A[E \tilde{E} = (\tilde{e}_{x1}, \tilde{e}_{y1}, d)]$	♣
$\underline{e}_x$	$e_x \in S_{\underline{e}}$	$\delta(E_1, e_x)$	M
$\underline{d}$	$\tilde{d} \in S_{\underline{d}}$	$\delta(E_3, \tilde{d})$	M,E
$\underline{e}_y$	$e_y \in S_{\underline{e}}$	$\delta(E_2, e_y)$	M
$\tilde{x}$	$\tilde{x} \in S_{\underline{x}}$	$\delta(\tilde{x}, 0)$	F
$\underline{X} = (\underline{x}, \tilde{e}_{x2})$	$X = (X_1, X_2); X_1 \in S_{\underline{x}}, X_2 \in S_{\underline{e}}$	$A[X \tilde{X} = (\tilde{x}, e_x)]$	♣
$\underline{x}$	$x \in S_{\underline{x}}$	$\delta(X_1, x)$	M,E
$\tilde{e}_{x2}$	$\tilde{e}_{x2} \in S_{\underline{e}}$	$\delta(X_2, \tilde{e}_{x2})$	M,E
$\tilde{y}$	$\tilde{y} \in S_{\underline{y}}$	$\delta(\tilde{y}, 0)$	F
$\underline{Y} = (\underline{y}, \tilde{e}_{y2})$	$Y = (Y_1, Y_2); Y_1 \in S_{\underline{y}}, Y_2 \in S_{\underline{e}}$	$A[Y \tilde{Y} = (\tilde{y}, e_y)]$	♣
$\underline{y}$	$y \in S_{\underline{y}}$	$\delta(Y_1, y)$	M,E
$\tilde{e}_{y2}$	$\tilde{e}_{y2} \in S_{\underline{e}}$	$\delta(Y_2, \tilde{e}_{y2})$	M,E

Table 6

In Table 6, the letters in the comments column stand for: R = root node, F = root node fixed to 0, M = marginalizer node, E = external node, ♣ = non-trivial node. We say a *node is trivial* if either it is a root node or its node matrix is a delta function.

$\mathcal{N}^Q$  may look much more complicated than  $\mathcal{N}^C$ , but it really isn't, since most of its node matrices are delta functions which quickly disappear at the beginning of a calculation.

Note that in order to obtain  $\mathcal{N}^Q$ , we replaced the node probabilities of the root nodes of  $\mathcal{N}^C_{mod}$  by their square root. For every non-trivial node  $\underline{x}$ , we replaced the node matrix of  $\underline{x}$  by a reversible extension of it. We also added some new trivial nodes to accommodate the ancilla indices introduced by the node matrix extensions. We call such nodes *ancilla nodes*. Ancilla nodes come in two types: *source nodes* (F) and *sink nodes* (M,E).  $\diamond$

In Appendix A, we present another, more complicated example of the construction of a reversible extension of a CB net.

### 6.3 Uses of Reversible Extension of a CB Net

Suppose QB net  $\mathcal{N}^Q$  is a reversible extension of a CB net  $\mathcal{N}^C$ . In this section, we will show how to use a quantum computer that implements  $\mathcal{N}^Q$  to estimate the same conditional probability distributions that one might wish to estimate for  $\mathcal{N}^C$ .

As an example, let  $\mathcal{N}^C$  be the net of Fig.9 and Table 4. Suppose we want to estimate  $P(x|d)$ . For  $\mathcal{N}^C$ ,

$$P(x|d)_{\mathcal{N}^C} = \frac{\sum_{all/x,d} P(x, y, e, d)}{\sum_x num}, \quad (37)$$

where

$$P(x, y, e, d) = P(x|e)P(y|e)P(e|d)P(d). \quad (38)$$

If we calculate the same probability for  $\mathcal{N}^Q$  defined by Fig.11 and Table 6, we get

$$P(x|d)_{\mathcal{N}^Q} = \frac{\sum_{E_1} |\sum_{I_1} \mathcal{A}|^2}{\sum_x num}, \quad (39)$$

where

$$\mathcal{A} = A(x, \tilde{e}_{x2}|\tilde{x} = 0, e_x)A(y, \tilde{e}_{y2}|\tilde{y} = 0, e_y)A(e_x, e_y, \tilde{d}|\tilde{e}_{x1} = 0, \tilde{e}_{y1} = 0, d)\sqrt{P(d)}. \quad (40)$$

$I_1$  is the following set of indices of internal nodes

$$I_1 = \{e_x, e_y\}, \quad (41)$$

and  $E_1$  is the following set of indices of external nodes

$$E_1 = \{y, \tilde{e}_{x2}, \tilde{e}_{y2}, \tilde{d}\} . \quad (42)$$

$P(x|d)_{\mathcal{N}^C}$  and  $P(x|d)_{\mathcal{N}^Q}$  are clearly not equal. If the sum over  $I_1$  in  $P(x|d)_{\mathcal{N}^Q}$  were done after taking the absolute value squared instead of before, then they would be equal. So consider an experiment in which all the internal nodes of  $\mathcal{N}^Q$  are measured. Such an experiment is described by  $\text{Parent}(\mathcal{N}^Q)$ . For  $\text{Parent}(\mathcal{N}^Q)$ ,  $P(x|d)$  is the same as Eq.(39) except with the sum over  $I_1$  performed after the absolute value squared. Thus,

$$P(x|d)_{\text{Parent}(\mathcal{N}^Q)} = P(x|d)_{\mathcal{N}^C} . \quad (43)$$

We've gone from a CB net ( $\mathcal{N}^C$ ), to a QB net ( $\mathcal{N}^Q$ , a reversible extension of  $\mathcal{N}^C$ ), to another CB net ( $\text{Parent}(\mathcal{N}^Q)$ ). It might seem that we haven't gained much, since we have merely replaced a CB net by a more complicated CB net. However, note that if  $\underline{y}$  is a non-trivial node of  $\text{Parent}(\mathcal{N}^Q)$ , then its node matrix  $P(y|x)$  is the parent of a unitary matrix  $A(y|x)$ .  $A(y|x)$  or any other unitary matrix can be decomposed into a SEO using a program like Qubiter[6]. Thus, instead of using a classical computer, we can use a quantum computer to calculate  $A(y|x)$ . Thus,  $\text{Parent}(\mathcal{N}^Q)$  can be viewed a bunch of quantum computers connected by classical cables.  $\text{Parent}(\mathcal{N}^Q)$  is not reversible, but its nontrivial nodes are.

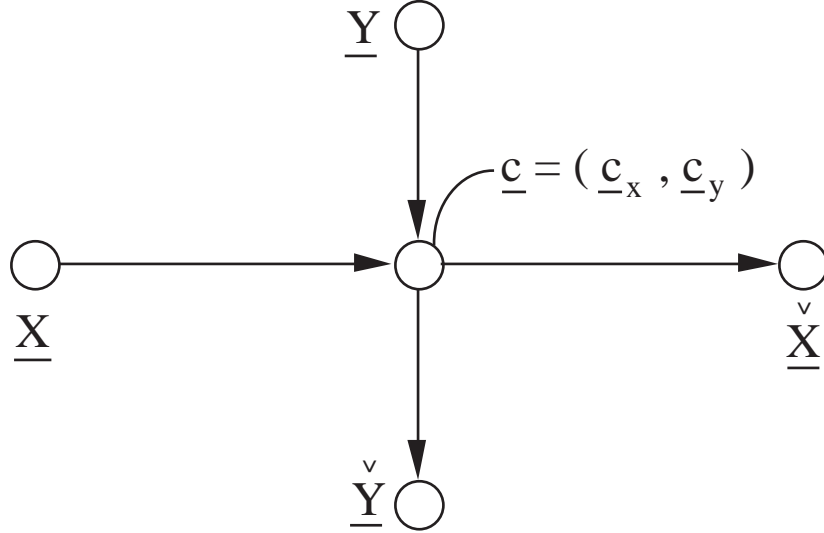


Figure 12: A reversible extension QB Net of the CB net of Fig.3 and Table 2.

As an example that shows the benefits of using  $\text{Parent}(\mathcal{N}^Q)$  instead of  $\mathcal{N}^C$ , consider either the DJ or Simon algorithms. Let  $\mathcal{N}^C$  be the net defined by Fig.3 and Table 2. A possible reversible extension of  $\mathcal{N}^C$  is given by Fig.12, where

nodes	states	amplitudes	comments
$\underline{X}$	$X \in Bool^{N_B}$	$\alpha(X)$	
$\underline{Y}$	$Y \in Bool^\gamma$	$\delta(Y, 0)$	
$\underline{c} = (\underline{\check{X}}, \underline{\check{Y}})$	$c = (c_x, c_y); c_x \in Bool^{N_B}, c_y \in Bool^\gamma$	$\langle c_x, c_y   \Omega   X, Y \rangle$	
$\underline{\check{X}}$	$\check{X} \in Bool^{N_B}$	$\delta(c_x, \check{X})$	
$\underline{\check{Y}}$	$\check{Y} \in Bool^\gamma$	$\delta(c_y, \check{Y})$	

**Table 7**

In Table 7,  $\gamma = 1$  for DJ's algorithm and  $\gamma = N_B$  for Simon's. Measuring the internal nodes  $\underline{X}$ ,  $\underline{Y}$  and  $\underline{c}$  would not prevent us from using a quantum computer to compute the matrix elements of  $\Omega$ . If we use a “polynomially efficient” SEO to compute  $\Omega$  on a quantum computer, then using  $\text{Parent}(\mathcal{N}^Q)$  instead of  $\mathcal{N}^C$  may yield an exponential speedup.

The probability  $P(x|d)$  discussed above is an example of a *predictive probability* because the target node  $\underline{x}$  occurs after the condition node  $\underline{d}$ .  $P(d|x)$ , on the other hand, is an example of a *retrodictive probability* because now the target node occurs before the condition node. One can use an experiment described by  $\text{Parent}(\mathcal{N}^Q)$  to calculate  $P(d|x)$ . To do so, one would have to set the wavefunction of root node  $\underline{d}$  to a delta function that selects state  $d$ , and then perform runs for each possible value of  $d$ . Also, one would have to reject all runs for which the final state of external node  $\underline{x}$  did not equal precisely  $x$ . Because it entails some rejected runs, this might not be the most efficient method of calculating a retrodictive probability. One could perhaps do better by finding the inverse  $\widehat{\mathcal{N}}^Q$  of  $\mathcal{N}^Q$ , and using  $\text{Parent}(\widehat{\mathcal{N}}^Q)$ . Appendix B discusses the inverse net of a reversible extension net. But note that even if we calculate a retrodictive probability by doing an experiment corresponding to  $\widehat{\mathcal{N}}^Q$ , there may still be some rejected runs. If  $\underline{\tilde{y}}$  is a source node (i.e., a root node fixed to state 0) of  $\mathcal{N}^Q$ , then  $\underline{\tilde{y}}$  becomes an external node of the inverse net  $\widehat{\mathcal{N}}^Q$ . Hence, when using  $\widehat{\mathcal{N}}^Q$  to compute a retrodictive probability, we must reject runs for which the final state of  $\underline{\tilde{y}}$  is not zero.

Consider a CB net  $\mathcal{N}^C$ , and let  $(\underline{x})_{\Gamma_T}$  and  $(\underline{x})_{\Gamma_C}$  be sets of nodes of  $\mathcal{N}^C$ . Often one wishes to calculate conditional probabilities  $P[(x.)_{\Gamma_T} | (x.)_{\Gamma_C}]$  which are neither predictive or retrodictive probabilities. Their time direction is indefinite: some target node in  $(\underline{x})_{\Gamma_T}$  occurs before some condition node in  $(\underline{x})_{\Gamma_C}$ , and also some target node occurs after some condition node. As in the special cases of  $P(x|d)$  and  $P(d|x)$ , one can calculate  $P[(x.)_{\Gamma_T} | (x.)_{\Gamma_C}]$  by using  $\text{Parent}(\mathcal{N}^Q)$  or  $\text{Parent}(\widehat{\mathcal{N}}^Q)$ . Again, there may be a fraction of rejected runs. Indeed, one must enforce the constraints that  $(\underline{x})_{\Gamma_C} = (x.)_{\Gamma_C}$  and  $(\underline{x})_{\text{Sources}} = 0$ , where  $\text{Sources}$  is the set of labels of all source nodes of  $\mathcal{N}^Q$ . Suppose  $i \in \Gamma_C \cup \text{Sources}$ . If  $\underline{x}_i$  is a root node, then the constraint on its state can be implemented by giving  $\underline{x}_i$  a delta function as its initial wavefunction. But if  $\underline{x}_i$  is not a root node, then its value must be measured in each run, even if the



node is not an external one, and runs for which  $\underline{x}_i$  does not satisfy the constraint on its state must be rejected.

A reversible extension  $\mathcal{N}^Q$  of a CB net  $\mathcal{N}^C$  is far from unique. There is much leeway in how node matrices are extended. One can probably take advantage of this leeway to reduce the fraction of rejected runs. One can probably also use this leeway to try to choose node matrix extensions that possess (or are a negligible distance away from possessing) polynomially efficient SEO's that can be calculated quickly on a quantum computer. Unfortunately, we won't be able to make substantial inroads into such issues until we understand better the set of unitary matrices with polynomially efficient SEO's. (Call this set P. How can one test a unitary matrix to see if it belongs to P? Given an arbitrary unitary matrix U, find the element of P which is closest to U, etc.)

## A Appendix: Reversible Extension of CB Net for Lung Disease Diagnosis

In this appendix, we construct a reversible extension of a CB net that was first used as an example in Ref.[10]. Ref.[10] is considered a milestone paper in the history of CB nets.

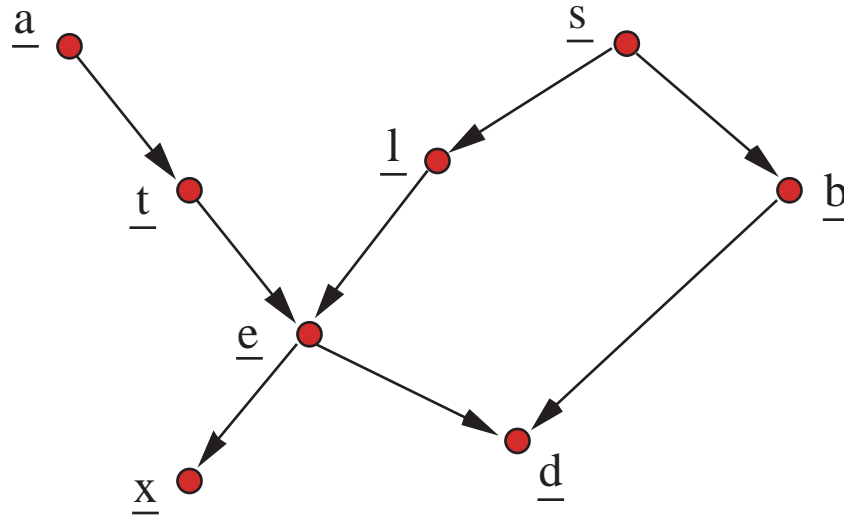


Figure 13: CB net for lung disease diagnosis.

Consider the Lung Disease Diagnosis CB net of Fig.13, where

nodes	states	probabilities	comments
$\underline{a}$	$a \in Bool$	$P(\underline{a} = 1) = .01$	Visited Asia?
$\underline{t}$	$t \in Bool$	$P(\underline{t} = 1 \underline{a} = 1) = .05$ $P(\underline{t} = 1 \underline{a} = 0) = .01$	Tuberculosis?
$\underline{s}$	$s \in Bool$	$P(\underline{s} = 1) = .5$	Smokes?
$\underline{l}$	$l \in Bool$	$P(\underline{l} = 1 \underline{s} = 1) = .10$ $P(\underline{l} = 1 \underline{s} = 0) = .01$	Lung Cancer?
$\underline{b}$	$b \in Bool$	$P(\underline{b} = 1 \underline{s} = 1) = .60$ $P(\underline{b} = 1 \underline{s} = 0) = .30$	Bronchitis?
$\underline{e}$	$e \in Bool$	$P(e l, t) = \delta(e, l \vee t)$	Either TB or Lung Cancer?
$\underline{x}$	$x \in Bool$	$P(\underline{x} = 1 \underline{e} = 1) = .98$ $P(\underline{x} = 1 \underline{e} = 0) = .05$	Positive X-ray?
$\underline{d}$	$d \in Bool$	$P(\underline{d} = 1 \underline{e} = 1, \underline{b} = 1) = .90$ $P(\underline{d} = 1 \underline{e} = 1, \underline{b} = 0) = .70$ $P(\underline{d} = 1 \underline{e} = 0, \underline{b} = 1) = .80$ $P(\underline{d} = 1 \underline{e} = 0, \underline{b} = 0) = .10$	Dyspnea(trouble breathing)?

**Table 8**

A reversible extension of the previous CB net is given by the QB net of Fig.14, where:

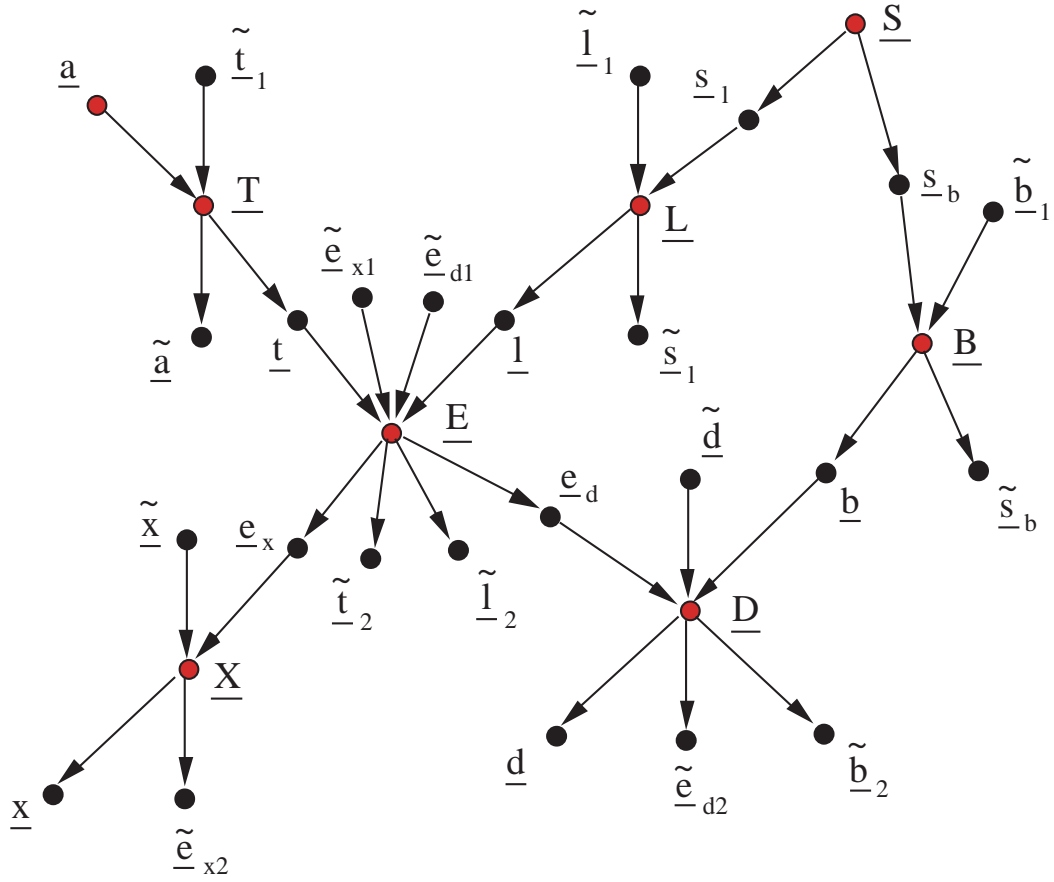


Figure 14: A reversible extension QB Net of the CB net of Fig.13.

nodes	states	amplitudes	comments
$\underline{a}$	$a \in Bool$	$\sqrt{P(a)}$	R
$\tilde{t}_1$	$\tilde{t}_1 \in Bool$	$\delta(\tilde{t}_1, 0)$	F
$\underline{T} = (\underline{t}, \underline{\tilde{a}})$	$T = (T_1, T_2), T_i \in Bool$	$A[T \tilde{T} = (\tilde{t}_1, a)]$	♣
$\underline{t}$	$t \in Bool$	$\delta(T_1, t)$	M
$\underline{\tilde{a}}$	$\tilde{a} \in Bool$	$\delta(T_2, \tilde{a})$	M,E
$\underline{S} = (\underline{s}_l, \underline{s}_b)$	$S = (S_1, S_2), S_i \in Bool$	$\sqrt{P(\underline{s} = \underline{S}_1)}\delta(S_1, S_2)$	R
$\underline{s}_l$	$s_l \in Bool$	$\delta(S_1, s_l)$	M
$\underline{s}_b$	$s_b \in Bool$	$\delta(S_2, s_b)$	M
$\tilde{l}_1$	$\tilde{l}_1 \in Bool$	$\delta(\tilde{l}_1, 0)$	F
$\underline{L} = (\underline{l}, \underline{\tilde{s}}_l)$	$L = (L_1, L_2), L_i \in Bool$	$A[L \tilde{L} = (\tilde{l}_1, s_l)]$	♣
$\underline{l}$	$l \in Bool$	$\delta(L_1, l)$	M
$\underline{\tilde{s}}_l$	$\tilde{s}_l \in Bool$	$\delta(L_2, \tilde{s}_l)$	M,E
$\underline{\tilde{b}}_1$	$\tilde{b}_1 \in Bool$	$\delta(\tilde{b}_1, 0)$	F
$\underline{B} = (\underline{b}, \underline{\tilde{s}}_b)$	$B = (B_1, B_2), B_i \in Bool$	$A[B \tilde{B} = (\tilde{b}_1, s_b)]$	♣
$\underline{b}$	$b \in Bool$	$\delta(B_1, b)$	M
$\underline{\tilde{s}}_b$	$\tilde{s}_b \in Bool$	$\delta(B_2, \tilde{s}_b)$	M,E
$\underline{\tilde{e}}_{x1}$	$\tilde{e}_{x1} \in Bool$	$\delta(\tilde{e}_{x1}, 0)$	F
$\underline{\tilde{e}}_{d1}$	$\tilde{e}_{d1} \in Bool$	$\delta(\tilde{e}_{d1}, 0)$	F
$\underline{E} = (\underline{e}_x, \underline{e}_d, \underline{\tilde{t}}_2, \underline{\tilde{l}}_2)$	$E = (E_1, E_2, E_3, E_4), E_i \in Bool$	$A[E \tilde{E} = (\tilde{e}_{x1}, \tilde{e}_{d1}, t, l)]$	♣
$\underline{e}_x$	$e_x \in Bool$	$\delta(E_1, e_x)$	M
$\underline{e}_d$	$e_d \in Bool$	$\delta(E_2, e_d)$	M
$\underline{\tilde{t}}_2$	$\tilde{t}_2 \in Bool$	$\delta(E_3, \tilde{t}_2)$	M,E
$\underline{\tilde{l}}_2$	$\tilde{l}_2 \in Bool$	$\delta(E_4, \tilde{l}_2)$	M,E
$\underline{\tilde{x}}$	$\tilde{x} \in Bool$	$\delta(\tilde{x}, 0)$	F
$\underline{X} = (\underline{x}, \underline{\tilde{e}}_{x2})$	$X = (X_1, X_2), X_i \in Bool$	$A[X \tilde{X} = (\tilde{x}, e_x)]$	♣
$\underline{x}$	$x \in Bool$	$\delta(X_1, x)$	M,E
$\underline{\tilde{e}}_{x2}$	$\tilde{e}_{x2} \in Bool$	$\delta(X_2, \tilde{e}_{x2})$	M,E
$\underline{\tilde{d}}$	$\tilde{d} \in Bool$	$\delta(\tilde{d}, 0)$	F
$\underline{D} = (\underline{d}, \underline{\tilde{e}}_{d2}, \underline{\tilde{b}}_2)$	$D = (D_1, D_2, D_3), D_i \in Bool$	$A[D \tilde{D} = (\tilde{d}, e_d, b)]$	♣
$\underline{d}$	$d \in Bool$	$\delta(D_1, d)$	M,E
$\underline{\tilde{e}}_{d2}$	$\tilde{e}_{d2} \in Bool$	$\delta(D_2, \tilde{e}_{d2})$	M,E
$\underline{\tilde{b}}_2$	$\tilde{b}_2 \in Bool$	$\delta(D_3, \tilde{b}_2)$	M,E

Table 9

In Table 9, the letters in the comments column stand for: R = root node, F = root node fixed to 0, M = marginalizer node, E = external node, ♣ = non-trivial node. We say a *node is trivial* if either it is a root node or its node matrix is a delta function.

## B Appendix: Inverse of a Reversible Extension Net

Any QB net  $\mathcal{N}^Q$  has a time reversed (or inverse) QB net  $\widehat{\mathcal{N}^Q}$ . Indeed,  $\mathcal{N}^Q$  represents the application of a unitary operator  $U$  to a state vector  $|\psi\rangle$ . One can always find a net  $\widehat{\mathcal{N}^Q}$  which represent the application of  $U^\dagger$  to a state vector  $|\widehat{\psi}\rangle$ . If  $|\widehat{\psi}\rangle = U|\psi\rangle$ , then we get a combined net that takes  $|\psi\rangle$  to itself:

$$U^\dagger(U|\psi\rangle) = |\psi\rangle . \quad (44)$$

Suppose  $\mathcal{N}^Q$  assigns an amplitude  $A(x.)$  to net story  $x.$ . Let

$$A(x.) = U(x.)\psi[(x.)_R] , \quad (45)$$

where  $R$  is the set of labels of all the root nodes of  $\mathcal{N}^Q$ , and  $\psi[(x.)_R]$  represents the full contribution of the root nodes to the amplitude. Let  $E$  (ditto,  $I$ ) be the set of labels of the internal (ditto, external) nodes of  $\mathcal{N}^Q$ . Put a caret over all quantities associated with  $\widehat{\mathcal{N}^Q}$ , the inverse of  $\mathcal{N}^Q$ . Eq.(44) can be rephrased in terms of net amplitudes as

$$\sum_{(\widehat{x.})_{\widehat{I}}, (x.)_I} \left\{ \widehat{U}(\widehat{x.}) [U(x.)]_{(x.)_E \rightarrow (\widehat{x.})_{\widehat{R}}} \psi[(x.)_R] \right\} = \psi[(\underline{x.})_R = (\widehat{x.})_R] , \quad (46)$$

where we have identified the external nodes  $(x.)_E$  of  $\mathcal{N}^Q$  with the root nodes  $(\widehat{x.})_{\widehat{R}}$  of  $\widehat{\mathcal{N}^Q}$ .

It is simple to construct an inverse net  $\widehat{\mathcal{N}^Q}$  of a reversible extension net  $\mathcal{N}^Q$ . For the net of Fig.11 and Table 6, an inverse net is given by Fig.15, where

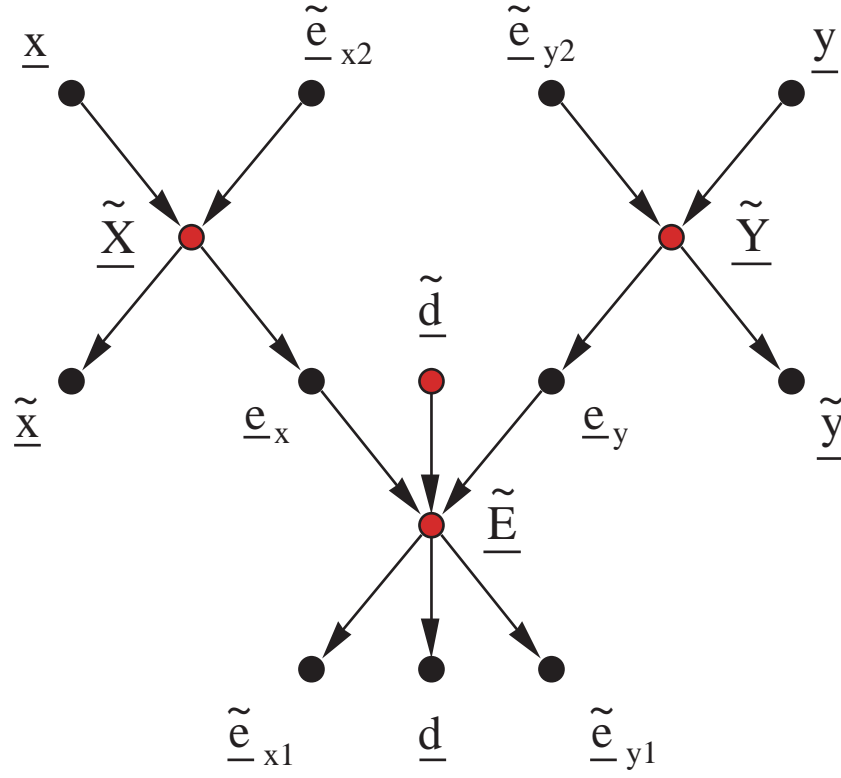


Figure 15: Inverse of the net of Fig.11.

nodes	states	amplitudes	comments
$\underline{\tilde{e}_{x1}}$	$\tilde{e}_{x1} \in S_{\underline{e}}$	$\delta(\tilde{E}_1, \tilde{e}_{x1})$	M,E
$\underline{d}$	$d \in S_{\underline{d}}$	$\delta(\tilde{E}_3, d)$	M,E
$\underline{\tilde{e}_{y1}}$	$\tilde{e}_{y1} \in S_{\underline{e}}$	$\delta(\tilde{E}_2, \tilde{e}_{y1})$	M,E
$\underline{\tilde{E}} = (\underline{\tilde{e}_{x1}}, \underline{\tilde{e}_{y1}}, \underline{d})$	$\tilde{E} = (\tilde{E}_1, \tilde{E}_2, \tilde{E}_3); \tilde{E}_1, \tilde{E}_2 \in S_{\underline{e}}, \tilde{E}_3 \in S_{\underline{d}}$	$A(\underline{\tilde{E}} = \tilde{E}   \underline{E} = E) = A^*(\underline{E} = E   \underline{\tilde{E}} = \tilde{E})$	♣
$\underline{e_x}$	$e_x \in S_{\underline{e}}$	$\delta(\tilde{X}_2, e_x)$	M
$\underline{\tilde{d}}$	$\tilde{d} \in S_{\underline{d}}$	$\psi(\tilde{d})$	R
$\underline{e_y}$	$e_y \in S_{\underline{e}}$	$\delta(\tilde{Y}_2, e_y)$	M
$\underline{\tilde{x}}$	$\tilde{x} \in S_{\underline{x}}$	$\delta(\tilde{X}_1, \tilde{x})$	M,E
$\underline{\tilde{X}} = (\underline{\tilde{x}}, \underline{e_x})$	$\tilde{X} = (\tilde{X}_1, \tilde{X}_2); \tilde{X}_1 \in S_{\underline{x}}, \tilde{X}_2 \in S_{\underline{e}}$	$A(\underline{\tilde{X}} = \tilde{X}   \underline{X} = X) = A^*(\underline{X} = X   \underline{\tilde{X}} = \tilde{X})$	♣
$\underline{x}$	$x \in S_{\underline{x}}$	$\psi(x)$	R
$\underline{\tilde{e}_{x2}}$	$\tilde{e}_{x2} \in S_{\underline{e}}$	$\psi(\tilde{e}_{x2})$	R
$\underline{\tilde{y}}$	$\tilde{y} \in S_{\underline{y}}$	$\delta(\tilde{Y}_1, \tilde{y})$	M,E
$\underline{\tilde{Y}} = (\underline{\tilde{y}}, \underline{e_y})$	$\tilde{Y} = (\tilde{Y}_1, \tilde{Y}_2); \tilde{Y}_1 \in S_{\underline{y}}, \tilde{Y}_2 \in S_{\underline{e}}$	$A(\underline{\tilde{Y}} = \tilde{Y}   \underline{Y} = Y) = A^*(\underline{Y} = Y   \underline{\tilde{Y}} = \tilde{Y})$	♣
$\underline{y}$	$y \in S_{\underline{y}}$	$\psi(y)$	R
$\underline{\tilde{e}_{y2}}$	$\tilde{e}_{y2} \in S_{\underline{e}}$	$\psi(\tilde{e}_{y2})$	R

Table 10

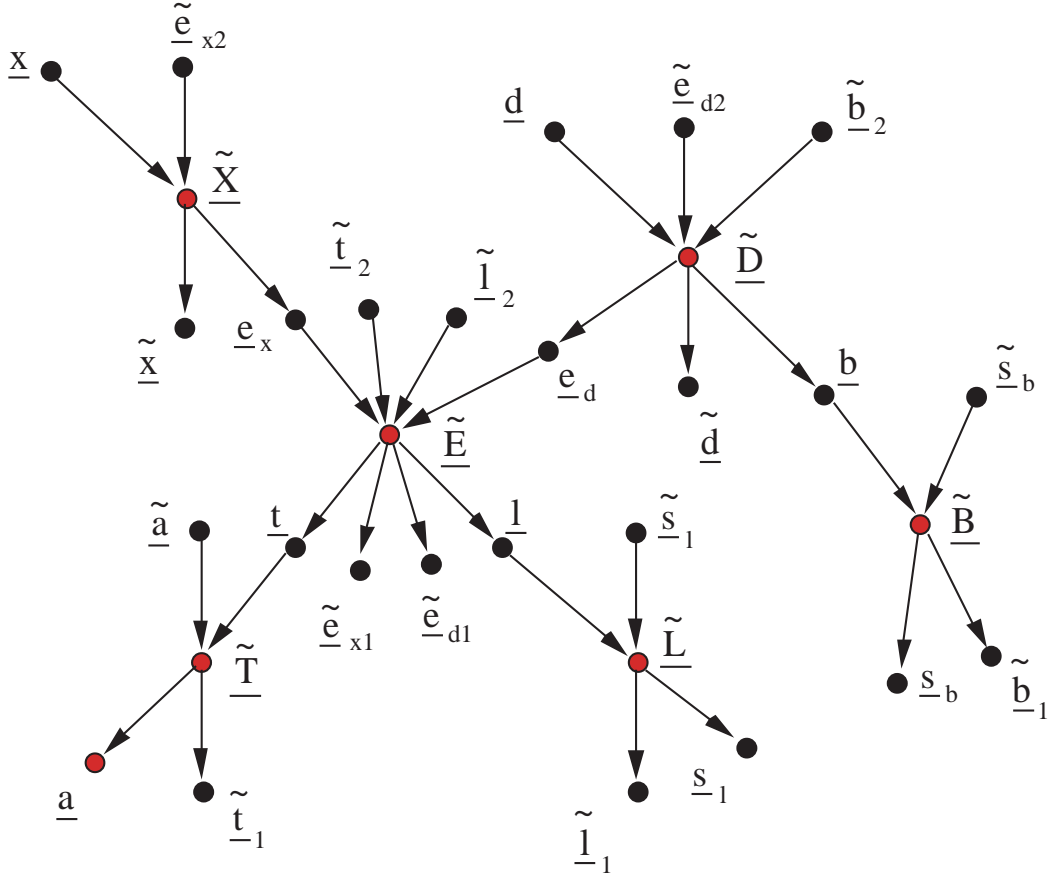


Figure 16: Inverse of the net of Fig.14.

In Table 10, the  $\psi(\cdot)$  are arbitrary initial wavefunctions.  
For the net of Fig.14 and Table 9, an inverse net is given by Fig.16, where

nodes	states	amplitudes	comments
$\underline{a}$	$a \in Bool$	$\delta(\tilde{T}_2, a)$	M,E
$\tilde{t}_1$	$\tilde{t}_1 \in Bool$	$\delta(\tilde{T}_1, \tilde{t}_1)$	M,E
$\tilde{\underline{T}} = (\tilde{t}_1, \underline{a})$	$\tilde{T} = (\tilde{T}_1, \tilde{T}_2), \tilde{T}_i \in Bool$	$A(\tilde{\underline{T}} = \tilde{T}   \underline{T} = T) =$ $A^*(\underline{T} = T   \tilde{\underline{T}} = \tilde{T})$	♣
$\underline{t}$	$t \in Bool$	$\delta(\tilde{E}_3, t)$	M
$\tilde{\underline{a}}$	$\tilde{a} \in Bool$	$\psi(\tilde{a})$	R
$\underline{s}_l$	$s_l \in Bool$	$\delta(\tilde{L}_2, s_l)$	M
$\underline{s}_b$	$s_b \in Bool$	$\delta(\tilde{B}_2, s_b)$	M
$\tilde{l}_1$	$\tilde{l}_1 \in Bool$	$\delta(\tilde{L}_1, \tilde{l}_1)$	M,E
$\tilde{\underline{L}} = (\tilde{l}_1, \underline{s}_l)$	$\tilde{L} = (\tilde{L}_1, \tilde{L}_2), \tilde{L}_i \in Bool$	$A(\tilde{\underline{L}} = \tilde{L}   \underline{L} = L) =$ $A^*(\underline{L} = L   \tilde{\underline{L}} = \tilde{L})$	♣
$\underline{l}$	$l \in Bool$	$\delta(\tilde{E}_4, l)$	M
$\tilde{\underline{s}}_l$	$\tilde{s}_l \in Bool$	$\psi(\tilde{s}_l)$	R
$\tilde{\underline{b}}_1$	$\tilde{b}_1 \in Bool$	$\delta(\tilde{B}_1, \tilde{b}_1)$	M,E
$\tilde{\underline{B}} = (\tilde{\underline{b}}_1, \underline{s}_b)$	$\tilde{B} = (\tilde{B}_1, \tilde{B}_2), \tilde{B}_i \in Bool$	$A(\tilde{\underline{B}} = \tilde{B}   \underline{B} = B) =$ $A^*(\underline{B} = B   \tilde{\underline{B}} = \tilde{B})$	♣
$\underline{b}$	$b \in Bool$	$\delta(\tilde{D}_3, b)$	M
$\tilde{\underline{s}}_b$	$\tilde{s}_b \in Bool$	$\psi(\tilde{s}_b)$	R
$\tilde{\underline{e}}_{x1}$	$\tilde{e}_{x1} \in Bool$	$\delta(\tilde{E}_1, \tilde{e}_{x1})$	M,E
$\tilde{\underline{e}}_{d1}$	$\tilde{e}_{d1} \in Bool$	$\delta(\tilde{E}_2, \tilde{e}_{d1})$	M,E
$\tilde{\underline{E}} = (\tilde{\underline{e}}_{x1}, \tilde{\underline{e}}_{d1}, \underline{t}, \underline{l})$	$\tilde{E} = (\tilde{E}_1, \tilde{E}_2, \tilde{E}_3, \tilde{E}_4), \tilde{E}_i \in Bool$	$A(\tilde{\underline{E}} = \tilde{E}   \underline{E} = E) =$ $A^*(\underline{E} = E   \tilde{\underline{E}} = \tilde{E})$	♣
$\underline{e}_x$	$e_x \in Bool$	$\delta(\tilde{X}_2, e_x)$	M
$\underline{e}_d$	$e_d \in Bool$	$\delta(\tilde{D}_2, e_d)$	M
$\tilde{t}_2$	$\tilde{t}_2 \in Bool$	$\psi(\tilde{t}_2)$	R
$\tilde{l}_2$	$\tilde{l}_2 \in Bool$	$\psi(\tilde{l}_2)$	R
$\tilde{\underline{x}}$	$\tilde{x} \in Bool$	$\delta(\tilde{X}_1, \tilde{x})$	M,E
$\tilde{\underline{X}} = (\tilde{\underline{x}}, \underline{e}_x)$	$\tilde{X} = (\tilde{X}_1, \tilde{X}_2), \tilde{X}_i \in Bool$	$A(\tilde{\underline{X}} = \tilde{X}   \underline{X} = X) =$ $A^*(\underline{X} = X   \tilde{\underline{X}} = \tilde{X})$	♣
$\underline{x}$	$x \in Bool$	$\psi(x)$	R
$\tilde{\underline{e}}_{x2}$	$\tilde{e}_{x2} \in Bool$	$\psi(\tilde{e}_{x2})$	R
$\tilde{\underline{d}}$	$\tilde{d} \in Bool$	$\delta(\tilde{D}_1, \tilde{d})$	M,E
$\tilde{\underline{D}} = (\tilde{\underline{d}}, \underline{e}_d, \underline{b})$	$\tilde{D} = (\tilde{D}_1, \tilde{D}_2, \tilde{D}_3), \tilde{D}_i \in Bool$	$A(\tilde{\underline{D}} = \tilde{D}   \underline{D} = D) =$ $A^*(\underline{D} = D   \tilde{\underline{D}} = \tilde{D})$	♣
$\underline{d}$	$d \in Bool$	$\psi(d)$	R
$\tilde{\underline{e}}_{d2}$	$\tilde{e}_{d2} \in Bool$	$\psi(\tilde{e}_{d2})$	R
$\tilde{\underline{b}}_2$	$\tilde{b}_2 \in Bool$	$\psi(\tilde{b}_2)$	R

Table 11



In Table 11, the  $\psi(\cdot)$  are arbitrary initial wavefunctions.

## References

- [1] R.R. Tucci, “Quantum Information Theory - A Quantum Bayesian Nets Perspective”, Los Alamos eprint quant-ph/9909039 .
- [2] D. Deutsch and R. Jozsa, Proc. Roy. Soc. of London A (1992) **439**, 553. R. Jozsa, Los Alamos eprint quant-ph/9707033 .
- [3] D.R. Simon, *Proceedings of the 35th Annual IEEE Symp. on the Found. of Comp. Sci.* (IEEE Computer Society, Los Alamitos, 1994). Extended Abstract on page 116. Full Version of the paper in S.I.A.M. Jour. on Computing, **26**, Oct 97.
- [4] P. Shor, *Proceedings of the 35th Annual IEEE Symp. on the Found. of Comp. Sci.* (IEEE Computer Society, Los Alamitos, 1994), page 124.
- [5] T. Toffoli, *Automata, Languages and Programming, 7th Coll.* (Springer Verlag, 1980) pg. 632. E. Fredkin, T. Toffoli, Int. Jour. of Th. Phys. (1982) **21**, 219.
- [6] R.R. Tucci, “A Rudimentary Quantum Compiler(2cnd ed.)”, Los Alamos eprint quant-ph/9902062 .
- [7] C.H. Bennett, G. Brassard, C. Crépeau, R. Jozsa, A. Peres, W. Wootters, Phys. Rev. Lett., 70, 1895 (1993).
- [8] B. Noble and J.W. Daniels, *Applied Linear Algebra*, Third Edition (Prentice Hall, 1988).
- [9] Note that the matrix  $A$  defined by Eq.(32) will have real entries if the  $\xi^{(x)}$  basis is chosen to lie in the real  $N_{\underline{x}}$  dimensional vector space and the Gram-Schmidt process is carried out in that same space. Thus, one can always find a reversible extension  $A$  which is not merely unitary, but also orthogonal. However, if  $A$  is a node matrix in a QB net, it may be counterproductive to constrain  $A$  to be real, since this constraint may cause SEO decompositions of  $A$  to be longer.
- [10] S.L. Lauritzen and D.J. Spiegelhalter, Jour. of the Royal Statistical Society **B** (1988) **50**, 157.