

Security of classical noise-based cryptography

A. Tomita[†] and O. Hirota[‡]

[†]*Fundamental Research Laboratories, NEC Corporation, Tsukuba
305-8501, Japan.*

[‡]*Research Center for Quantum Communication, Tamagawa University,
Machida, Tokyo 194-8610, Japan
(December 2, 2024)*

We examine security of a protocol on cryptographic key distribution via classical noise proposed by Yuen and Kim (1998 *Phys. Lett. A* **241** 135). Theoretical and experimental analysis in terms of the secure key distribution rate shows that secure key distribution is possible even if the eavesdropper could receive more photons than the legitimate receiver, as long as the signal-to-noise-ratio (SNR) of the receiver is better than -9dB of the eavesdropper's SNR. Secure key distribution was demonstrated at the maximum rate of 0.04 bit per sender's bit and transmission rate of 2 Mb/s in the experiment employing conventional fiber optics. The present protocol has advantages of the efficient key distribution and the simple implementation over other quantum key distribution protocols. However, careful design and management are necessary to keep the security of the crypto-system.

I. INTRODUCTION

Cryptography aims to transmit a message from a sender (referred to as Alice) to a receiver (Bob) over a communication channel without leaking useful information to others. It has been proved that secure message transmission can be achieved if the message is coded and decoded by a sequence of random bits (key) whose length is equal to that of the message. The problem is then reduced to the generation of a shared secret key by Alice and Bob. Quantum key distribution (QKD) protocols provide a solution to the unconditionally secure key generation, the security of which originates from the laws of quantum mechanics. In contrast, the classical crypto-systems rely on computational complexity, and may be broken by an effective algorithm or a powerful computer. This remarkable advantage of QKD attracts increasing research interests [1–5] since the proposal of a protocol by Bennett and Brassard [1]. QKD has been demonstrated in over 20 km fiber communication channels [6–10]. In spite of such successful demonstrations, it is not straightforward to apply QKD to practical communication systems. The QKD protocols require single photon transmission to guarantee the security. They are thus vulnerable to loss and noise in the transmission channels. Optical amplifiers will not resolve the problem; the noise from the optical amplifiers inevitably destroy the quantum correlation. Single photon transmission demands complicated and inefficient photon counting technique instead of conventional analog detection; besides a true practical single photon source is still beyond our reach. The QKD protocols are therefore not fully compatible with the current optical fiber communication systems. It is desirable to establish a secure key distribution protocol compatible with the current systems: a protocol that uses more than one photon and allows optical amplifiers. A possible protocol would be based on coherent state photons or classical light.

Maurer [11] has shown perfect cryptographic security is possible in classical noisy channel with the help of a noiseless feedback channel. Yuen and Kim [12] examined the principles underlying the QKD protocol with non-orthogonal two quantum states (B92 protocol [5],) and proposed a classical noise-based protocol for key distribution. The security of the B92 protocol relies on two facts [13]: (i) an eavesdropper (Eve) cannot determine the value of each transmitted bit with high accuracy, i.e., no efficient opaque eavesdropping. (ii) Eve cannot closely correlate Bob's measurement results with her own, i.e., no efficient translucent eavesdropping. Yuen and Kim pointed out these two condition can be satisfied in a classical transmission system with a small signal-to-noise-ratio (SNR) under independent additive noise for Bob and Eve. This protocol (referred to as YK protocol,) working with classical light, would have advantages in practical implementations. Security in YK protocol is, however, subtler than in QKD protocols. Since many photons are transmitted for the one bit information, the conditions (i) and (ii) may be broken by improving SNR of Eve's detection. Eve's SNR can be improved by using low noise detection equipment, or simply by staying closer to Alice than Bob (due to finite fiber loss.) Early analysis on the security of YK protocol has assumed the identical SNR for Bob and Eve [12]. It is important to determine the tolerance of Eve's SNR for practical implementation.

In this article, we examine quantitatively the security of the YK protocol in terms of secure key distribution rate. We find that the YK protocol is secure, even if Eve's SNR is better than Bob's by about 9 dB. We will also show the experiment that demonstrates secure key distribution against translucent attack by a eavesdropper. Section 2 provides the condition for secure key distribution in terms of the secure key distribution rate. Section 3 describes the experiment on the YK protocol

using conventional fiber optics. Section 4 discusses the implementation issues.

II. THEORY

We first define the secure key distribution rate. Suppose Alice transmits an equally probable binary string to Bob. Shannon information between Alice and Bob is expressed by

$$I_{AB} = 1 + e_B \log_2 e_B + (1 - e_B) \log_2 (1 - e_B), \quad (1)$$

where e_B denotes the error rate of Bob's decision. Bob possesses only $n_{sift} I_{AB}$ bit information out of the n_{sift} sifted bits, due to the decision errors. Alice and Bob exchange redundant information over the public channel to obtain the reconciled key. This procedure is called *error correction*, the best known practical protocol of which is given by Brassard and Salvail [14]. The error rate should be less than 0.15 for successful error correction with Brassard-Salvail's protocol. To establish a secret key, Alice and Bob employ *privacy amplification* [15], random hashing of the reconciled key into a shorter key. If we shorten the reconciled key of length n_{rec} by the fraction of τ and sacrifice n_S bits as a safety parameter, Eve's Shannon information on the final key of length $\tau n_{rec} - n_S$ is bounded by

$$I_E \leq \frac{2^{-n_S}}{\ln 2}. \quad (2)$$

The fraction τ is given by

$$\tau = 1 + (1/n_{rec}) \log P_C, \quad (3)$$

where the collision probability $P_C(X)$ of X is defined as follows: Let X be a random variable with alphabet \mathcal{X} and distribution P_X . The probability that X takes on the same value twice in two independent experiments, that is, $P_C(X) = \sum_{x \in \mathcal{X}} P_X(x)^2$. The logarithm of the collision probability thus refers to Eve's information on the key. The collision probability can be expressed by the probability $p(k)$ that k is the i -th signal of Bob's string, and the joint probability $p(k, l)$ that k is the i -th signal of Bob's string and l is the i -th signal of Eve's string. Then the fraction τ reads [16]

$$\tau = 1 + \log_2 \left[\sum_{k, l} \frac{p(k, l)^2}{p(k)} \right]. \quad (4)$$

Finally Bob can generate secure bits from his sifted bits at the rate of [17]

$$R = I_{AB} - (1 - e_B) \tau - e_B. \quad (5)$$

We refer this rate R as the secure key distribution rate. The rate R should take a positive value to achieve secure

key distribution. Actual key generation rate on Bob is further reduced by multiplying the generation rate of the sifted key from the raw bit string. In the following, we will derive conditions to obtain the positive R in the YK protocol.

In the YK protocol [12], the bit values ("0" and "1") are encoded so as to provide symmetric probability distribution of the received signal. Alice sends encoded bits on a weak classical light. For these bipolar signals, signal $s_0(t) = S\phi(t)$ is transmitted for "0", and $s_1(t) = -S\phi(t)$ is for "1", where $\int_T \phi(t) dt = 1$. We here measure the signal as a voltage on the load resistance R of a photodiode, as usual. Mean signal voltage S is defined by $S^2 = \int_T s_i^2(t) dt$, and S^2/R represents signal energy over the duration T (signal energy per bit.) The output of the detector, $r(t)$, contains noise $n(t)$ as $r(t) = s_i(t) + n(t)$. If the noise is white Gaussian with spectral density σ^2 , the probability distribution of the detected signal V is expressed by

$$P(V) = \begin{cases} (1/\sqrt{2\pi}) \exp \left[-(V - S)^2 / (2\sigma^2) \right] & (\text{for "0"}) \\ (1/\sqrt{2\pi}) \exp \left[-(V + S)^2 / (2\sigma^2) \right] & (\text{for "1"}) \end{cases}, \quad (6)$$

where the signal is averaged over the duration T as $V = \int_T r(t) dt$. The SNR β^2 in this system is defined by $\beta = S/\sigma$. In conventional decision scheme, the bit values are determined to be "0" if $V > 0$ and "1" if $V < 0$. The decision error will occur at the rate of $Q(\beta)$, where Q is the scaled complementary error function defined by

$$Q(x) = \frac{1}{\sqrt{2\pi}} \int_x^\infty \exp(-y^2/2) dy. \quad (7)$$

We set a threshold $V_{th} = mS$ ($m > 1$) to make a decision: "0" if $V > V_{th}$ and "1" if $V < -V_{th}$, but leave *inconclusive* if $-V_{th} \leq V \leq V_{th}$. The probability of making a decision is

$$F_+ = Q((m+1)\beta) + Q((m-1)\beta), \quad (8)$$

and the error rate is

$$e = \frac{Q((m+1)\beta)}{F_+}. \quad (9)$$

The decision rate F_+ refers to the generation rate of the sifted key from the raw bit string. As seen in Eqs. (8) and (9), the decision rate F_+ and error rate e are determined by the values of SNR and threshold. As described below, the joint probabilities $p(k, l)$ and therefore the secure key distribution rate are calculated with the error rate. The system is fully characterized by SNR and threshold. The error rate can be reduced by increasing the threshold. Nevertheless, a high threshold will also diminish the decision rate. Since the decision rate decreases faster than

the error rate as shown in Fig. 1 and Fig. 2, it is impractical to set the threshold value too high.

The inconclusive results play an essential role to guarantee the secure key distribution, as in B92 protocol [5]. As seen in the above, a finite threshold value of Bob results in accurate decisions at the cost of the reduction of the sifted key bits. Eve, on the other hand, should make a decision with zero threshold to obtain conclusive results for all the transmitted bits. A finite threshold in Eve's decision will result in the inconclusive results to the bits that Bob could make decisions. The assumption of the independent noise prevents Eve from predicting which bit Bob would make a decision. Eve can acquire no information for these inconclusive bits. Since Eve's error rate e_E is less than $1/2$, she will have more information by making a decision with zero threshold. Therefore, Bob obtains more information on the sifted key bits than Eve, and can distill secure key bits.

Now we will examine the conditions for security against eavesdropping. We here consider only two simple eavesdropping, translucent attack and opaque attack, and ignore proposals of sophisticated eavesdropping, because of the lack of practical quantum gates. The translucent attack can be done simply by putting a beam splitter on the transmission channel in YK protocol. This translucent attack will not change the state of the transmitted light in contrast to those in the QKD protocols. The probability distribution of Bob's bits is same as Alice's: $p(0) = p(1) = 1/2$, because Alice and Bob share completely correlated results after error correction. The joint probabilities $p(k, l)$ are $p(0, 0) = p(1, 1) = (1 - e_E)/2$ and $p(0, 1) = p(1, 0) = e_E/2$. The fraction τ is calculated with Eq. (4) as

$$\tau = 1 + \log_2 (1 - 2e_E + 2e_E^2). \quad (10)$$

The secure key distribution rate can be estimated with Eqs. (1), (5) and (10). Figure 3 shows the requirement for Eve's error rate as a function of Bob's. Eve's error rate should be increased to obtain a positive secure key distribution rate as Bob's error rate e_B increases. For example, if Bob's error rate is 0.15, Eve should make an error in her decision at the rate more than 0.27. This implies that SNR of Eve's system should be less than 0.38 for white Gaussian noise. On the other hand, Bob's SNR should be better than 0.057 to keep his error rate smaller than 0.15 and his decision rate at 10^{-3} . Therefore, the secure key distribution is possible even if Eve's SNR is six times (8 dB) as large as Bob's. The tolerance of the SNR increases as Bob's error rate decreases, and reaches 10 dB for $e_B = 0.01$.

In opaque attack, Eve receives all the photons for ηn bits out of the n bits sent by Alice. Then Eve sends the ηn bits to Bob according to her decision. Eve never touches the rest of the bits $((1 - \eta)n$ bits) and just forward them to Bob. Bob should determine his threshold from the average signal intensity of each bit to protect information from the opaque attack. If he only observe the average

intensity over many bits, Eve can set a finite decision threshold to reduce her error rate. Eve will then obtain conclusive results for $\gamma\eta n$ bits ($\gamma < 1$.) If she sends only the conclusive results with γ^{-1} times as intense signals as received, Bob will obtain the same long-time average signal intensity whether Eve absorbs the photons or not. If Bob observes the signal intensity of each bit, Eve must send every bit with the same intensity as she receives. Eve then should make a decision with zero threshold, otherwise she will lose the information on the inconclusive results. There is a trade-off for Eve on the fraction η : a large η will increase Eve's information gain, but will also make Eve easily detectable by the increase of Bob's error rate e_B . Bob obtains the correct results at the probability of $1 - e_B$ for $(1 - \eta)n$ bits left by Eve. This probability decreases to $(1 - e_E)(1 - e_B) + e_E e_B$ for ηn bits received by Eve. The eavesdropping increases Bob's error rate to

$$e'_B = (1 - \eta)e_B + \eta[(1 - e_E)e_B + e_E(1 - e_B)]. \quad (11)$$

To calculate the secure key distribution rate by Eqs. (1), (5) and (10), we estimate the joint probabilities $p(k, l)$ in the following. After the error correction, Bob possesses $(1 - e'_B)nF_+$ bits with the probabilities $p(0) = p(1) = 1/2$. Eve obtains $(1 - e_E)(1 - e_B)\eta nF_+ + (1/2)(1 - \eta)(1 - e_B)nF_+$ correct results and $e_E e_B \eta nF_+ + (1/2)(1 - \eta)(1 - e_B)nF_+$ incorrect results for Bob's bits. The joint probabilities are obtained as

$$\begin{aligned} p(1, 1) &= \frac{[(1 - e_E)(1 - e_B)\eta + (1 - e_B)(1 - \eta)/2]nF_+}{2(1 - e'_B)nF_+} \\ &= \frac{[(1 - e_E)\eta + (1 - \eta)/2](1 - e_B)}{2(1 - e'_B)} \\ p(1, 0) &= \frac{e_E e_B \eta nF_+ + (1 - e_B)(1 - \eta)nF_+/2}{2(1 - e'_B)nF_+} \\ &= \frac{e_B e_E \eta + (1/2)(1 - e_B)(1 - \eta)}{2(1 - e'_B)} \end{aligned} \quad (12)$$

$$p(0, 0) = p(1, 1)$$

$$p(0, 1) = p(1, 0).$$

Figure 4 shows the minimum required values of Eve's error rate as a function of Bob's error rate e'_B for secure key distribution ($R > 0$.) Though Bob can observe only e'_B values, he can estimate e_B from the SNR of his detection system. Eve will be detected if $e'_B \gg e_B$. The detection is easy if Bob's error rate is much lower than Eve's. A higher error rate of Bob may hide Eve. Secure key distribution is possible even in this case. Suppose $e_B = 0.1$ and $e'_B = 0.15$. As shown in Fig. 4, the secure key distribution rate is positive if Eve's error rate is larger than 0.12. This error rate refers to 1.35 (1.3 dB) for the maximum SNR allowed to Eve. Since Bob's SNR should be better than 0.089 (-10.5 dB) to keep the decision rate at 10^{-3} and $e_B = 0.1$, the advantage in SNR is 11.8 dB for this weak light condition. The secure key distribution is impossible with intense light, because Eve's error rate become close to zero.

III. EXPERIMENT

In implementing YK protocol, we should code the bit values to the signals with symmetric probability distribution. We here employ so-called unipolar Manchester code. This code represents "1" as a change from ON to OFF and "0" as a change from OFF to ON. The unipolar Manchester code can be decoded as follows: divide the incident light into two. Set one light path longer than the other by a half of pulse width. Then take a difference of the two lights by a balanced detector. The latter half of the pulse slot yields a negative signal for "1" and a positive signal for "0". Binary phase shift keying (BPSK) also yields a symmetric distribution by homodyne detection. Though BPSK would provide a superior sensitivity, unipolar Manchester code can be implemented much more easily.

Figure 5 shows the experimental setup. Two distributed feedback (DFB) laser diodes (LDs) served as light sources of 1.3 μm wavelength. A pattern generator provided a signal pulse string to modulate DFB LD directly. Another pattern generator was synchronized to the other, and provided a pulse of 8 ns duration at the beginning of the pulse string. The pulse modulated the other DFB LD directly to generate a trigger. The output of the signal LD was set weaker than that of the trigger LD. The clock frequency was 25 MHz in the present experiment. Only a fixed pattern of 101010... was transmitted for simplicity. The coded signal light then became a square wave with duty of 50 % and pulse duration of 20 ns. We sent 30.8 kbits in one string. The outputs of the two LDs were combined and attenuated by an attenuator (ATT1.) We inserted a 50:50 divider to simulate translucent attack by an eavesdropper. An attenuator (ATT2) was placed in one arm of the divider to examine the SNR tolerance for the secure key distribution. The signals of each output were detected by a receiver. The receiver consisted of a 50:50 divider, delay of a half pulse width, and a balanced detector. The balanced detectors made of two commercial InGaAs *pin* photodiodes loaded by 50 Ω resistors were operated in analog mode. The catalog data (typical values) of the quantum efficiency and the dark current were 90 % and 5 nA at 25 C, respectively. No intentional cooling was applied to the photodiodes. The output signals of the receivers were led into amplifiers ($G = 40$ dB) followed by analog-digital converters. The receivers yielded a pulse sequence of a negative pulse, a space, a positive pulse, and a space. The pulses and spaces were of 10 ns duration.

Figure 6 shows a typical probability distribution of the output signal from the amplifier. The probability distribution is well represented by a sum of two Gaussians. The intensity of the optical signal was 0.380 μW (-34.2 dBm) at the input port of the receiver. SNR of this signal was 1.0 (0 dB.) We averaged the output pulse over the duration (10 ns), and measured the decision rate and error rate as a function of the SNR and the threshold. The

results are shown in Fig. 1 and Fig. 2. The experimental results agree well with the theory assuming white Gaussian noise. These indicated that white Gaussian noise dominated the present receiver sensitivity, and that the security analysis described in Sec. 2 can be applied to the experiment. The number of the sifted bits became small for the decision rate less than 10^{-3} , because of the limited (30800) bits in the string. This insufficient sample number caused the error rate fluctuation observed for large m 's in Fig. 2. The noise level was almost same as the dark noise level up to SNR=0 dB, but increased as the signal intensity for larger SNR. The sensitivity of the system was dominated by thermal noise, which is constant to the input photon number, (dark current of the photodiodes was negligible compared to the thermal noise) for weak signals. The thermal noise was exceeded by shot noise, which is proportional to the input photon number, as the intensity increased. SNR was thus proportional to the square of the input power for weak signals, and tended to be proportional to the input power as the signal intensity increased.

The error rate shown in Fig. 2 provides a criterion for secure key distribution against the opaque attack. A low error rate of 0.038 was obtained for weak signals by setting the threshold at $m = 10$, where the SNR was -9.25 dB. The decisions were made at the rate of 0.0008, slightly lower than 10^{-3} . This error rate was lower than the theoretical value of 0.072, due to the fluctuation described above. Secure key distribution is possible if Eve's error rate is larger than 0.1, as obtained $e_B = 0$ line in Fig. 4 using larger error rate (0.072) for Bob. Eve's SNR of 0 dB was sufficiently small, because the error rate of 0.15 was obtained in the experiment. Bob's advantage in SNR was thus larger than 9.25 dB. This advantage was almost constant for large SNR signals. However, a large number of bits is required to generate a secure key. A signal with SNR=10 dB yielded an error rate of 2.6×10^{-4} (8 bits out of 30.8 kbits) at $m = 0$. It is necessary to set a higher threshold value to obtain smaller error rate than the above value for less SNR. Threshold value of $m = 4$ yielded no error in the 52 bits that could be made decisions. This implies that $52 \div (2.6 \times 10^{-4}) = 2 \times 10^5$ bits should be sent to detect an error in those 52 bits.

Security against the translucent attack was examined as follows. We assigned one receiver that followed ATT2 as Bob, and the other receiver as Eve. ATT1 affected the SNRs of both Bob and Eve, whereas ATT2 determined the ratio of the SNRs. The decisions in Bob were recorded with several values of the threshold m , while the Eve's decisions were recorded with the threshold fixed at zero. We measured the error rate e_B and decision rate F_+ of Bob, and the error rate e_E of Eve. We estimated the joint probabilities $p(0, 0)$, $p(0, 1)$, $p(1, 0)$, and $p(1, 1)$ from the bit data that Bob made correct decisions. Finally we calculated the secure key distribution rate R by Eqs. (1), (4), and (5). Figure 3 shows the secure key distribution rate as a function of the error rates of Eve and Bob. The symbols in Fig. 3 represents the secure key

distribution rate estimated from the experiment. Experimental results agree well with theory (lines.) The secure key distribution was achieved above the $R = 0$ line in Fig. 3. The decrease in Bob's SNR reduced the range of the signal intensity for secure key distribution. The secure key distribution was impossible when Bob's SNR was less than 9 dB as small as Eve's. This result also agrees well with the prediction. We obtained the largest practical secure key distribution rate $F_+R = 0.04$ when the both SNRs of Bob and Eve were unity (0 dB) and Bob's threshold was set to $m = 2$. The observed error rates were 0.01 for Bob and 0.15 for Eve. The secure key distribution rate was $R = 0.29$. Higher secure key distribution rates were observed by setting larger threshold values. However, the reduction in the decision rate decreased the product F_+R . Alice transmitted the signals at the rate of 50 Mb/s, so that the key transmission rate was 2 Mb/s in the present experiment. This is a hundred times as fast as the key transmission rate reported in the QKD experiments [6,10]. The transmission rate was only limited by the electric circuits. One may obtain the secure key transmission at 400 Mb/s if he employ a 10 Gb/s transmission channel.

IV. DISCUSSIONS

The theory and the experiments have shown that the secure key distribution is possible as long as Bob's SNR is better than about -9 dB of the Eve's. A practical cryptosystem should be designed not to permit Eve's SNR to exceed 9dB as large as Bob's. Eve may stay much closer to Alice than Bob. The fiber loss results in the advantage in Eve's SNR. We estimate a limit of the transmission distance in the following. It would be very difficult to use complicated networks, where the path of a traffic is not fixed. We have to construct a crypto-system on a simple network or a point-point channel. Suppose constructing a point-to-point channel, for simplicity. SNR is proportional to the square of the light intensity when the system sensitivity is limited by thermal noise. Then Bob's advantage of 9 dB refers to the fiber length of 22.5 km using a lowest loss fiber (0.2 dB/km) and neglecting connection loss. SNR is proportional to the light intensity for the systems limited by shot noise. The fiber can be as long as 45 km in those systems. This values would be increased assuming the translucent attack, because the eavesdropping results in the excess loss of the system, and Eve should receive less signals than Bob to avoid being detected.

Amplifiers can be used in YK protocol as long as the SNR permits. Amplifiers will improve the SNR by reducing the effect of the thermal noise. Therefore, the amplifiers are useful if the system is limited by the thermal noise. In the shot noise limit, even an ideal amplifier reduces the SNR by 3 dB. The use of amplifiers is restricted by this degradation in the SNR. At most three

amplifiers are thus possible.

The above estimation assumed that Bob and Eve employ the same detectors. Bob should reduce system noise as possible to guarantee the security, by cooling the receiver, for example. If he suppress the thermal noise, the SNR of his system will be limited by shot noise, the standard quantum limit. YK protocol turns to a quantum cryptography, though it uses coherent state light [18]. SNR of 1 refers to mean photon number of 1 in the systems limited by the shot noise. YK protocol provides more efficient key distribution at higher bit rates than other QKD protocols. However, YK protocol requires the control of the signal intensity to keep Eve's advantage in SNR less than 9 dB. This would be a disadvantage compared to the QKD protocols like BB84, where the unconditional security is proved if the photons are generated by a perfect single photon source [19,20]. It would be noteworthy that the security analysis described in the present article will provide a security criteria for the B92 protocols employing dim coherent lights. The error rate can be reduced below the standard quantum limit by optimum decision [21,22]. Security analysis based on quantum detection theory as well as practical implementation of the optimum decision are open for further studies.

V. CONCLUSION

A quantitative analysis on the security of Yuen-Kim protocol shows that the secure key distribution is possible even if the eavesdropper receives the signals with a better signal-to-noise-ratio than the legitimate receiver. An experiment using conventional fiber optics agrees well with the theory. The experiment shows that the legitimate receiver poses an advantage of 9 dB in the signal-to-noise-ratio against the translucent attack by the eavesdropper. These results have demonstrated a practical implementation of a secure key distribution protected by the laws of physics. The security of the Yuen-Kim protocol is guaranteed in a range of the signal intensity for a system, so that management of the transmission channel is necessary to keep the signal-to-noise-ratio better than -9 dB of possible eavesdroppers.

-
- [1] Bennett C H and Bassard G 1984 *Proceedings IEEE Int. Conf. on Computers, Systems, and Signal Processing* Banlore, India, 175
 - [2] Wiesner S 1983 *Sigact News* **15** 78
 - [3] Ekert A K 1991 *Phys. Rev. Lett.* **67** 661
 - [4] Bennett C H, Bassard G and Mermin N D 1992 *Phys. Rev. Lett.* **68** 557
 - [5] Bennett C H 1992 *Phys. Rev. Lett.* **68** 3121
 - [6] Marand C and Townsend P D 1995 *Opt. Lett.* **20** 1695

- [7] Muller A, Herzog T, Huttner B, Tittel W, Zbinden H, and Gisin N 1997 *Appl. Phys. Lett.* **70** 793
- [8] Mérolla J-M, Mazurenko Y, Goedgebuer J-P, and Rhodes W T 1999 *Phys. Rev. Lett.* **82** 1656
- [9] Bourennane M, Gibson F, Karlson A, Hening A, Jonsson P, Tsegaye T, Ljunggren D, Sundberg E 1999 *Opt. Express* **4** 383
- [10] Hughes R J, Morgan G L, and Peterson C G 1999 *Los Alamos e-print archive* quant-ph/9904038
- [11] Maurer U M 1993 *IEEE Trans. Inform. Theory* **39** 733
- [12] Yuen H P and Kim A M 1998 *Phys. Lett. A* **241** 135
- [13] Ekert A K, Huttner B, Palma G M, and Peres A 1994 *Phys. Rev. A* **50** 4298
- [14] Brassard G and Salvail L 1993 *Proceedings of Eurocrypt '93* Loftus, Norway
- [15] Bennett C H, Brassard G, Crépeau C, and Maurer U 1995 *IEEE Trans. Inform. Theory* **41** 1915
- [16] Lütkenhaus N 1996 *Phys. Rev. A* **54** 97
- [17] Bruß D and Lütkenhaus N 1999 *Los Alamos e-print archive* quant-ph/9901061
- [18] Yuen H P 1998 *Proceedings of the Fourth International Conference on Quantum Communication, Computing, and Measurement* Evanston, IL, U. S. A.
- [19] Mayers D 1996 *Advances in Cryptology: Proceedings of Crypto '96, Lecture Notes in Comp. Sci.* vol. 1109 (Springer-Verlag) 343
- [20] Mayers D 1998 *Los Alamos e-print archive* quant-ph/9802025
- [21] Helstrom C W 1976 *Quantum Detection and Estimation Theory* (Academic, New York)
- [22] Sasaki M and Hiroita O 1996 *Phys. Lett. A* **210** 21

FIG. 1. Decision rate as a function of threshold with different values of signal-to-noise-ratio. Lines are calculated assuming white Gaussian noise. Symbols are obtained in the experiment. Values of SNR are represented by diamonds: 7.8 dB, squares: 2.65 dB, triangles: -3.28 dB, crosses: -9.25 dB, stars: -15.1 dB, and circles: -21.4 dB.

FIG. 2. Error rate as function of threshold with different values of signal-to-noise-ratio. The meanings of the symbols are same as Fig. 1.

FIG. 3. The requirement for Eve's error rate as a function of Bob's error rate to achieve secure key distribution against translucent attack. Lines are calculated for the values of the secure key distribution rate $R = 0, 0.1, 0.2$, and 0.4 . Symbols represent the secure key distribution rate obtained in the experiment. Crosses denote $R < 0$, diamonds: $0 < R < 0.1$, triangles: $0.1 < R < 0.2$, squares: $0.2 < R < 0.4$ and circles: $R > 0.4$.

FIG. 4. The requirement for Eve's error rate as a function of Bob's error rate to achieve secure key distribution against opaque attack. Lines are calculated for the values of the Bob's error rate without eavesdropping.

FIG. 5. Experimental set up for the demonstration of Yuen-Kim protocol. In Alice's transmitter, pattern generators (PG) drive two lasers. ATT., ATT1 and ATT2 stand for attenuators. In the receivers of Bob and Eve, one of the divided light is delayed. Lights are detected by balanced detectors made of two photodiodes, ADC stands for analog-digital converters and PC stands for a personal computer.

FIG. 6. A typical probability distribution of the output signal from the amplifier. Diamonds denote the experimental result. Broken lines represent Gaussians used for fitting. Full line shows the sum of the two Gaussians.

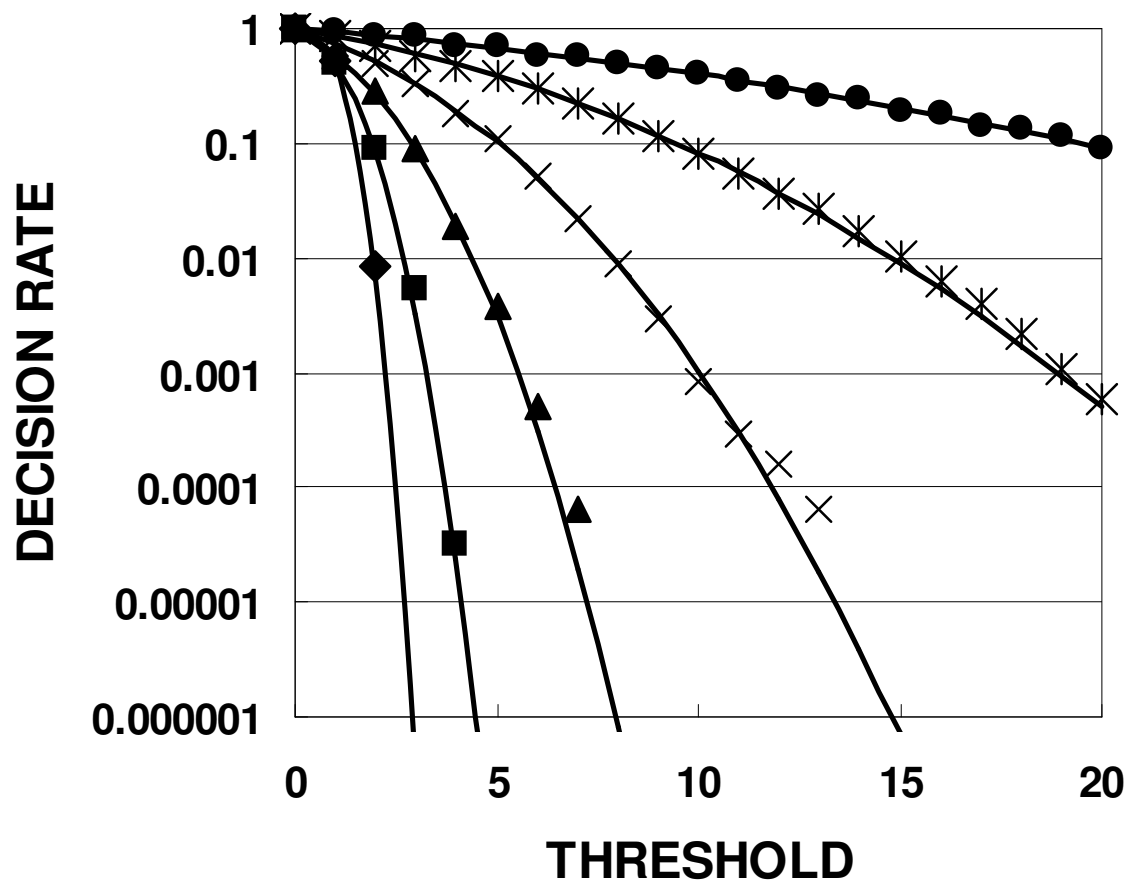


Fig.1 of “Security of classical noise-based cryptography” by Tomita and Hirota

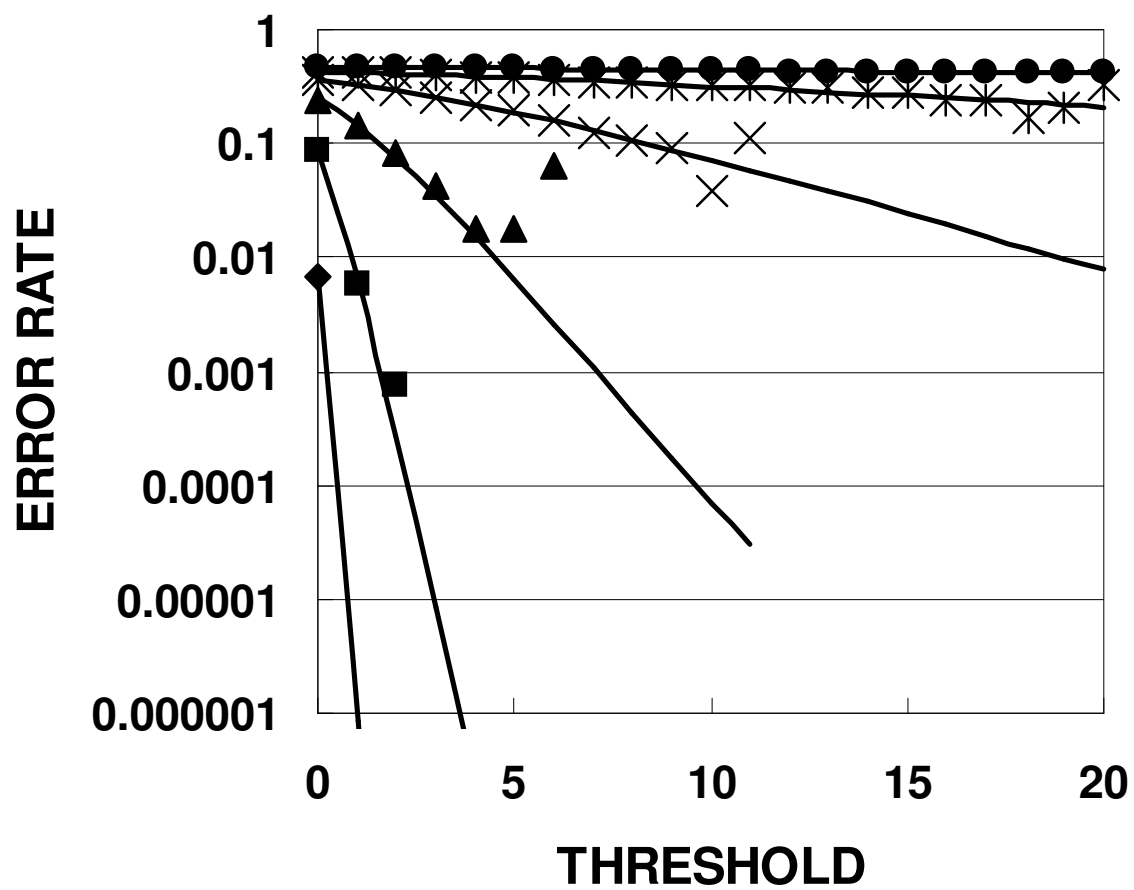


Fig.2 of “Security of classical noise-based cryptography” by Tomita and Hirota

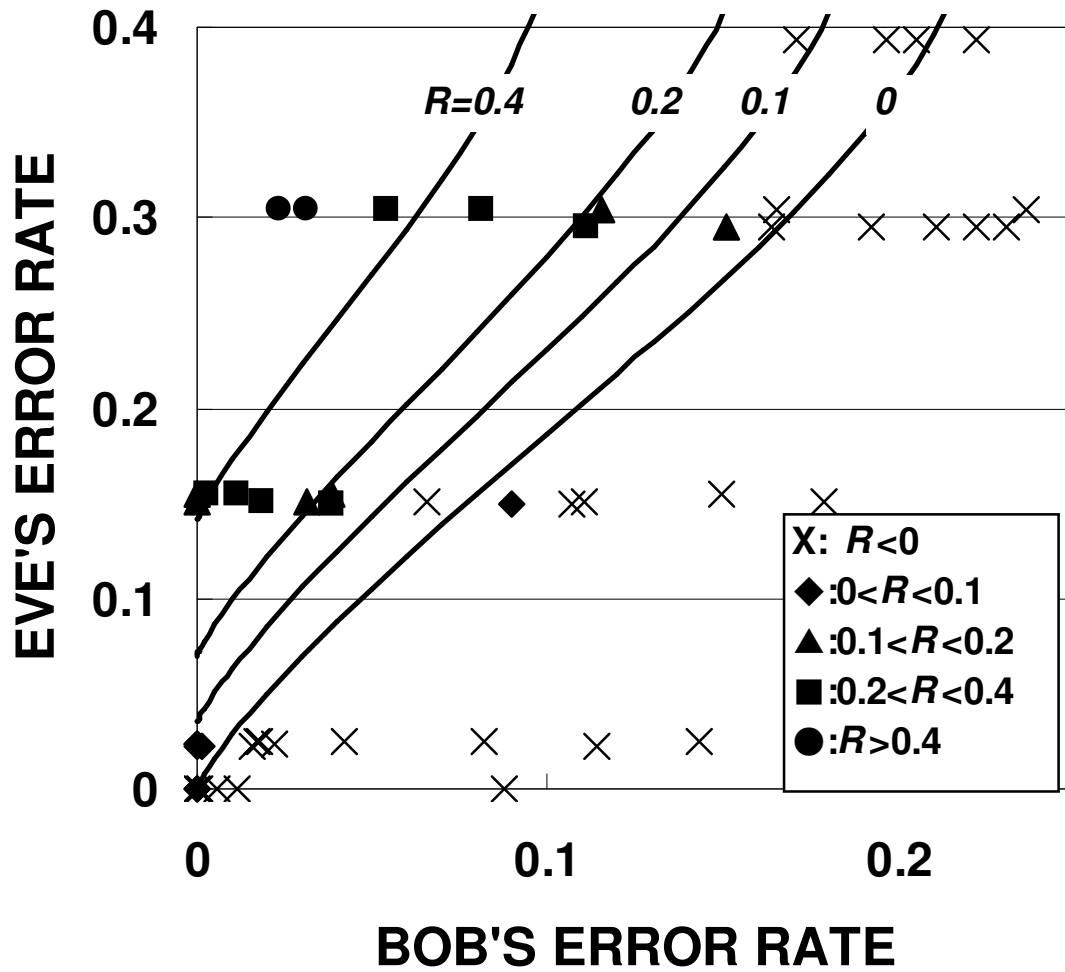


Fig.3 of “Security of classical noise-based cryptography” by Tomita and Hirota

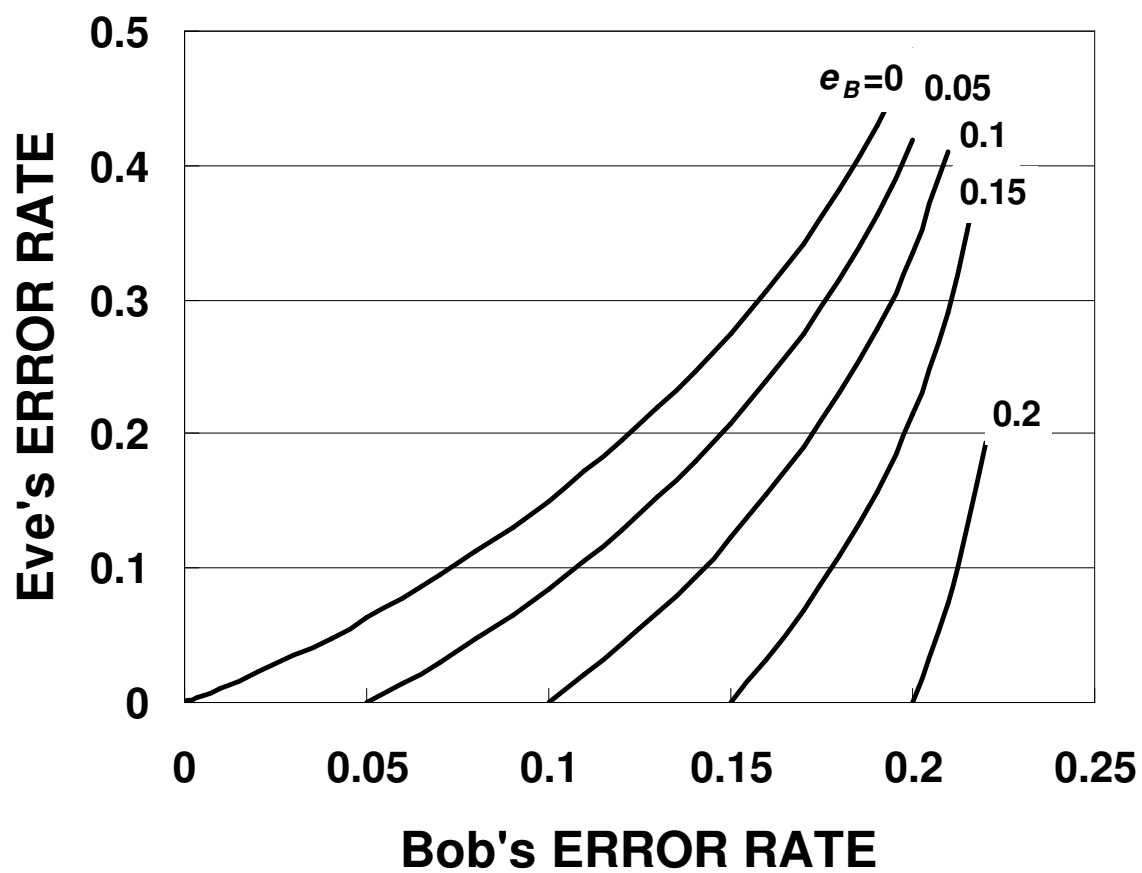


Fig.4 of “Security of classical noise-based cryptography” by Tomita and Hirota

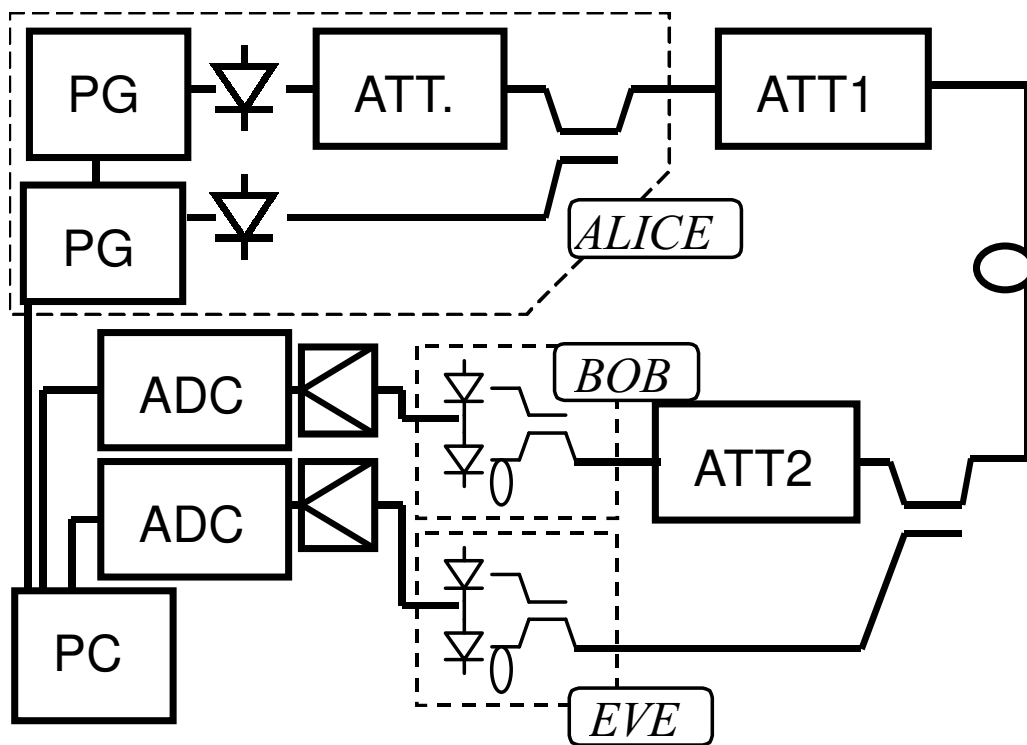


Fig.5 of “Security of classical noise-based cryptography” by Tomita and Hirota

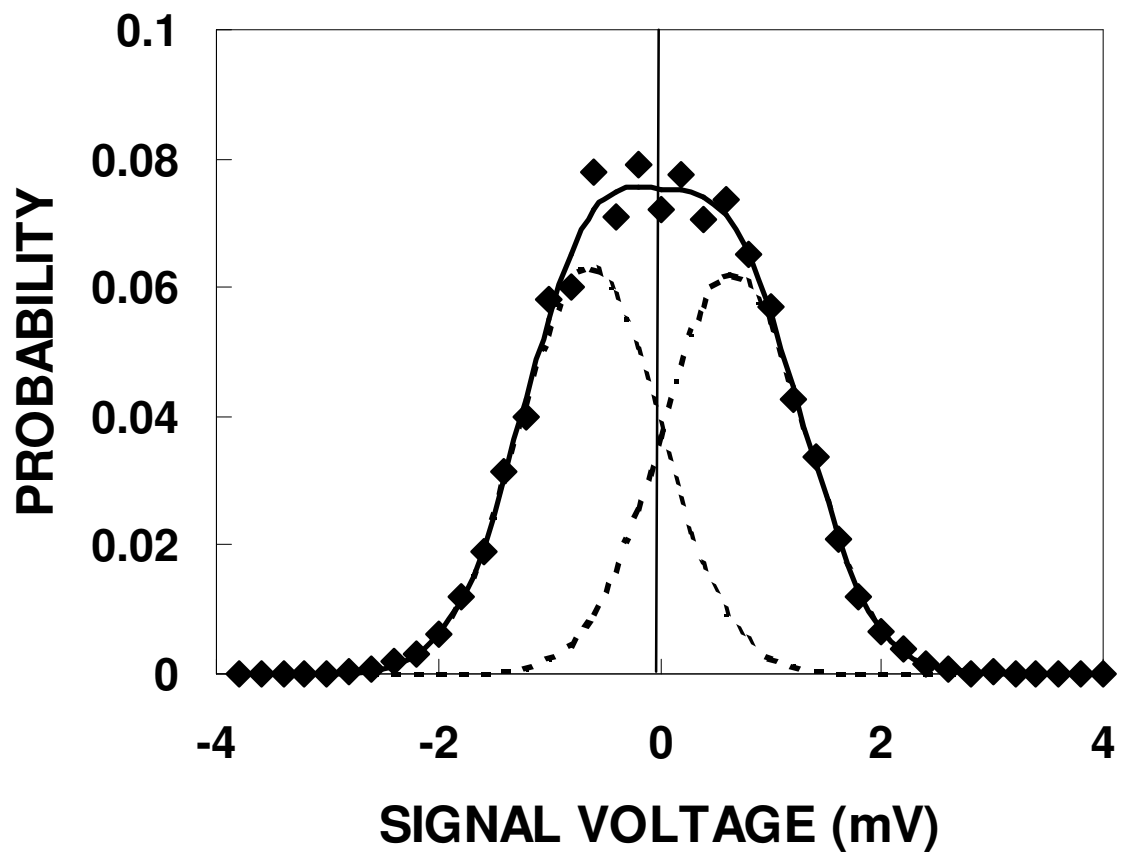


Fig.6 of “Security of classical noise-based cryptography” by Tomita and Hirota

