

# Dynamics of Microtubule Instabilities

T. Antal,<sup>1</sup> P. L. Krapivsky,<sup>2</sup> and S. Redner<sup>2</sup>

<sup>1</sup>*Program for Evolutionary Dynamics, Harvard University, Cambridge, MA 02138, USA*

<sup>2</sup>*Center for Polymer Studies and Department of Physics, Boston University, Boston, MA 02215, USA*

We investigate the dynamics of an idealized model of microtubule growth that evolves by: (i) attachment of guanosine triphosphate (GTP) at rate  $\lambda$ , (ii) conversion of GTP to guanosine diphosphate (GDP) at rate 1, and (iii) detachment of GDP at rate  $\mu$ . As a function of these rates, a microtubule can grow steadily or its length can fluctuate wildly. For  $\mu = 0$ , we find the exact tubule and GTP cap length distributions, and power-law length distributions of GTP and GDP islands. For  $\mu = \infty$ , we argue that the time between catastrophes, where the microtubule shrinks to zero length, scales as  $e^\lambda$ . We also find the phase boundary between a growing and shrinking microtubule.

PACS numbers: 87.16.Ka, 87.17.Aa, 02.50.Ey, 05.40.-a

Microtubules are linear polymers of the protein tubulin that perform major organizational tasks in living cells [1, 2]. They provide transport tracks for molecular machines [3, 4] that move cellular structures during cellular processes such as reproduction [2, 5]. A surprising feature of microtubules is that they remain out of equilibrium under fixed external conditions and can undergo alternating periods of growth and rapid shrinking (Fig. 1).

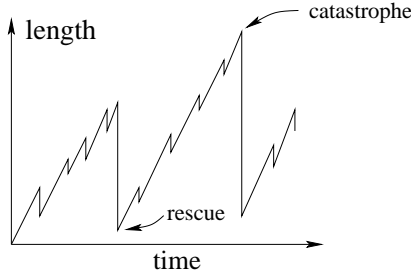


FIG. 1: Schematic illustration of the growth and catastrophic shrinkage of a microtubule as a function of time (adapted from [1]).

These sudden polymerization changes are driven by the interplay between growth by the attachment of guanosine triphosphate tubulin complexes (GTP) at the free end [1, 3, 6, 7], irreversible hydrolysis of GTP into guanosine diphosphate (GDP) anywhere in the tubule, and subsequent GDP detachment from the free end of the tubule. Theoretical work on this dynamical instability has ranged from detailed models of mechanical stability [8] to effective two-state models that describe the dynamics in terms of switching between a growing and a shrinking state [7, 9, 10, 11, 12, 13, 14]. In this work, we investigate a simple, coarse-grained kinetic model that accounts for many of the rich features of microtubule evolution.

We treat a microtubule as a linear polymer that consists of GTP or GDP monomers that we denote as + and −, respectively. To emphasize this connection between chemistry and the model, we write the former as  $\text{GTP}^+$  and the latter as  $\text{GDP}^-$ . The state of a microtubule evolves by the following steps:

1. Attachment of  $\text{GTP}^+$  at the end of a microtubule.

$$|\cdots\rangle \Rightarrow |\cdots+\rangle \quad \text{rate } \lambda$$

2. Independent conversion of each  $\text{GTP}^+$  to  $\text{GDP}^-$ .

$$|\cdots+\cdots\rangle \Rightarrow |\cdots-\cdots\rangle \quad \text{rate } 1.$$

3. Detachment of a  $\text{GDP}^-$  from the microtubule end.

$$|\cdots-\rangle \Rightarrow |\cdots\rangle \quad \text{rate } \mu.$$

Here the symbols  $|\cdots\rangle$  and  $\rangle$  denote the terminal and the free end of the microtubule.

The  $(\lambda, \mu)$  phase plane separates into a region where the microtubule grows, on average, and a phase where the microtubule length is finite. On the boundary between these two regions, the microtubule length fluctuates wildly. To understand these different phases, we first focus on the extreme cases of no detachment  $\mu = 0$  and infinite detachment rate  $\mu = \infty$ , where we can analytically solve the microtubule structure.

**No Detachment:** Here  $\text{GTP}^+$  monomers attach at rate  $\lambda$  and convert to  $\text{GDP}^-$  at rate 1. The probability  $\Pi_N(t)$  that the microtubule consists of  $N$   $\text{GTP}^+$  monomers at time  $t$  evolves according to

$$\frac{d\Pi_N}{dt} = -(N + \lambda)\Pi_N + \lambda\Pi_{N-1} + (N + 1)\Pi_{N+1}. \quad (1)$$

The loss term  $(N + \lambda)\Pi_N$  accounts for the attachment of a  $\text{GTP}^+$  at the end of the microtubule of length  $N$  with rate  $\lambda$  and the conversion events  $\text{GTP}^+ \rightarrow \text{GDP}^-$  that occur with total rate  $N$ . The gain terms can be explained similarly. This equation can be solved by the generating function method and the final result is

$$\Pi_N(t) = \frac{[\lambda(1 - e^{-t})]^N}{N!} e^{-\lambda(1 - e^{-t})}. \quad (2)$$

From this Poisson distribution, the mean number of  $\text{GTP}^+$  monomers and its variance are

$$\langle N \rangle = \langle N^2 \rangle - \langle N \rangle^2 = \lambda(1 - e^{-t}). \quad (3)$$

Similarly, the length distribution  $P(L, t)$  of the microtubule evolves according to the master equation

$$\frac{dP(L, t)}{dt} = \lambda [P(L-1, t) - P(L, t)] \quad (4)$$

For the initial condition  $P(L, 0) = \delta_{L,0}$ , the solution is again the Poisson distribution

$$P(L, t) = \frac{(\lambda t)^L}{L!} e^{-\lambda t} \quad (5)$$

from which the growth rate of the microtubule and the diffusion coefficient of the tip are  $V = \lambda$  and  $D = \lambda/2$ .

Because of the conversion of  $\text{GTP}^+$  to  $\text{GDP}^-$ , the tip of the microtubule is comprised predominantly of  $\text{GTP}^+$ , while the end exclusively consists of  $\text{GDP}^-$ . The region from the tip until the first  $\text{GDP}^-$  is known as the *cap* (Fig. 2) and it plays a fundamental role in microtubule function. We use a master equation approach to determine the cap length distribution [15].

Consider a cap of length  $k$ . Its length increases by 1 due to the attachment of a  $\text{GTP}^+$  at rate  $\lambda$ . The conversion of any  $\text{GTP}^+$  into a  $\text{GDP}^-$  at rate 1 reduces the cap length from  $k$  to an arbitrary value  $s < k$ . These processes lead to the following master equation for the probability  $n_k$  that the cap length equals  $k$ :

$$\dot{n}_k = \lambda(n_{k-1} - n_k) - kn_k + \sum_{s \geq k+1} n_s. \quad (6)$$

Equation (6) remains valid for  $k = 0$  if we set  $n_{-1} \equiv 0$ . We solve for the stationary distribution by summing the first  $k-1$  of Eqs. (6) with  $\dot{n}_k$  set to zero to obtain

$$n_{k-1} = \frac{k}{\lambda} \sum_{s \geq k} n_s. \quad (7)$$

The cumulative distribution,  $N_k = \sum_{s \geq k} n_s$ , thus satisfies the recursion  $N_k = \lambda N_{k-1}/(k + \lambda)$ . Using the normalization  $N_0 = 1$  and iterating, we obtain the solution in terms of the Gamma function [16]:

$$N_k = \frac{\lambda^k \Gamma(1 + \lambda)}{\Gamma(k + 1 + \lambda)}. \quad (8)$$

Hence the cap length distribution is

$$n_k = \frac{\Gamma(1 + \lambda)}{\Gamma(k + 2 + \lambda)} (k + 1) \lambda^k \quad (9)$$

From this distribution, we find that in the realistic limit of  $\lambda \gg 1$  the average cap length is given by

$$\langle k \rangle \rightarrow \sqrt{\frac{\pi \lambda}{2}} \quad \text{as } \lambda \rightarrow \infty \quad (10)$$

Thus even though the number of  $\text{GTP}^+$  monomers equals  $\lambda$ , only  $\sqrt{\lambda}$  of them organize themselves into the microtubule cap.

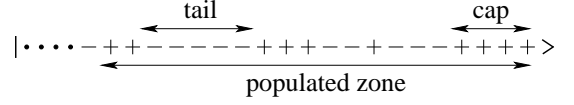


FIG. 2: Representative configuration of a microtubule, with a cap of length 4, three  $\text{GTP}^+$  islands of lengths 1, 3, and 2, and three  $\text{GDP}^-$  islands of lengths 3, 2, and a “tail” of length 5. The rest of the microtubule consists of  $\text{GDP}^-$ .

At a finer level of resolution, we determine the distribution of island sizes in the  $\text{GTP}^+$ -populated zone of a microtubule (Fig. 2). When  $\lambda \rightarrow \infty$ , both the length of the cap and the length of the region that contains  $\text{GTP}^+$  become large and a continuum description is appropriate. Since the residence time of each monomer increases linearly with distance from the tip and the conversion  $\text{GTP}^+ \rightarrow \text{GDP}^-$  occurs independently, the probability that a monomer remains a  $\text{GTP}^+$  decays exponentially with distance from the tip. This fact alone is sufficient to derive all the island distributions.

Consider first the length  $\ell$  of the populated zone (Fig. 2). For a monomer at a distance  $x$  from the tip, its residence time is  $\tau = x/\lambda$  for large  $\lambda$ . Thus the probability that this monomer remains a  $\text{GTP}^+$  is  $e^{-\tau} = e^{-x/\lambda}$ . We thus estimate  $\ell$  from the extremal criterion [17]

$$1 = \sum_{x \geq \ell} e^{-x/\lambda} = (1 - e^{-1/\lambda})^{-1} e^{-\ell/\lambda}, \quad (11)$$

that merely states that there is of the order of a single  $\text{GTP}^+$  further than a distance  $\ell$  from the tip. When  $\lambda$  is large,  $(1 - e^{-1/\lambda})^{-1} \rightarrow \lambda$ , and the length of the active region scales as

$$\ell = \lambda \ln \lambda \quad (12)$$

The probability that the cap has length  $k$  is given by

$$(1 - e^{-(k+1)/\lambda}) \prod_{j=1}^k e^{-j/\lambda}.$$

The product ensures that all monomers between the tip and a distance  $k$  from the tip are  $\text{GTP}^+$ , while the prefactor gives the probability that a monomer a distance  $k+1$  from the tip is a  $\text{GDP}^-$ . Expanding the prefactor for large  $\lambda$  and rewriting the product as the sum in the exponent, we obtain

$$n_k \sim \frac{k+1}{\lambda} e^{-k(k+1)/2\lambda}, \quad (13)$$

a result that agrees with the large- $\lambda$  limit of the exact result for  $n_k$  in Eq. (9).

Similarly, the probability to find a positive  $\text{GTP}^+$  island of length  $k$  that occupies sites  $x+1, x+2, \dots, x+k$  is

$$(1 - e^{-x/\lambda})(1 - e^{-(x+k+1)/\lambda}) \prod_{j=1}^k e^{-(x+j)/\lambda}. \quad (14)$$

The two prefactors ensure that sites  $x$  and  $x + k + 1$  are  $\text{GDP}^-$ , while the product ensures that all sites between  $x + 1$  and  $x + k$  are  $\text{GTP}^+$ .

Most islands are far from the tip and they are relatively short,  $k \ll x$ , so that (14) simplifies to

$$(1 - e^{-x/\lambda})^2 e^{-kx/\lambda}. \quad (15)$$

The total number of  $\text{GTP}^+$  islands of length  $k$  is obtained by summing this island density over all  $x$ . Since  $\lambda \gg 1$ , we replace the summation by integration and obtain

$$I_k = \int_0^\infty dx (1 - e^{-x/\lambda})^2 e^{-kx/\lambda} = \frac{2\lambda}{k(k+1)(k+2)}. \quad (16)$$

We can also obtain the density of negative  $\text{GDP}^-$  islands in this continuum description. In parallel with (15), the density of  $\text{GDP}^-$  islands of length  $k \ll x$  with one end at  $x$  is given by

$$e^{-2x/\lambda} (1 - e^{-x/\lambda})^k. \quad (17)$$

The total number of negative islands of length  $k$  is therefore

$$J_k = \int_0^\infty dx e^{-2x/\lambda} (1 - e^{-x/\lambda})^k = \frac{\lambda}{(k+1)(k+2)}. \quad (18)$$

Again, we find a power-law tail for the  $\text{GDP}^-$  island size distribution, but one that is much broader than the corresponding  $\text{GTP}^+$  distribution. Strikingly, these two distributions are of the same form as those found for the degree distribution of growing networks [18, 19]. The total number of  $\text{GDP}^-$  monomers within the populated zone is  $\sum_{k \geq 1} k J_k$ . While this sum formally diverges, we invoke the upper size cutoff,  $k_* \sim \lambda$  that again follows from an extremal criterion [17] to obtain  $\sum_{k \geq 1} k J_k \simeq \lambda \ln \lambda$ . Since the length of the populated zone  $\ell \sim \lambda \ln \lambda$ , we thus see that this zone predominantly consists of  $\text{GDP}^-$  islands.



FIG. 3: Cartoon of a microtubule. The  $\text{GTP}^+$  regions (dark) get shorter further from the tip that advances as  $\lambda t$ , while the  $\text{GDP}^-$  regions (light) get longer.

In analogy with the cap, consider now the “tail”—the last island of  $\text{GDP}^-$  within the populated zone (Fig. 2). The probability  $m_k$  that it has length  $k$  is

$$m_k = e^{-\ell/\lambda} (1 - e^{-\ell/\lambda})^k. \quad (19)$$

Hence, by summing the geometric series and using  $\ell = \lambda \ln \lambda$  from (12), the average length of the tail is

$$\langle k \rangle \equiv \sum_{k \geq 1} k m_k = e^{\ell/\lambda} - 1 \rightarrow \lambda, \quad (20)$$

Thus the tail is (on average) much longer than the cap. In summary, the microtubule consists of  $\text{GTP}^+$  islands

that systematically get shorter away from the tip and vice versa for  $\text{GDP}^-$  islands (Fig. 3).

**Instantaneous Detachment:** For  $\mu > 0$ , a microtubule can recede if the monomer(s) at its tip are  $\text{GDP}^-$ . If there are many such  $\text{GDP}^-$  end monomers the microtubule length can fluctuate wildly under steady conditions. Here we focus on the limiting case of instantaneous detachment,  $\mu = \infty$ . As soon as the monomer at the tip changes from a  $\text{GTP}^+$  to a  $\text{GDP}^-$ , this monomer and any contiguous  $\text{GDP}^-$  monomers detach immediately. We term such an event an *avalanche of size  $k$* . If the avalanche encompasses the entire microtubule, we have a *global catastrophe*. The probability for such a catastrophe to occur is

$$\mathcal{C}(\lambda) = \frac{1}{1 + \lambda} \prod_{n=1}^{\infty} (1 - e^{-n/\lambda}). \quad (21)$$

The factor  $(1 + \lambda)^{-1}$  gives the probability that the monomer at the tip converts to a  $\text{GDP}^-$  before the next attachment event, while the product gives the probability that all other monomers in the microtubule are  $\text{GDP}^-$ . In principle, the upper limit in the product is set by the microtubule length. However, for  $n > \lambda$ , each factor in the product is close to 1 and the error made in extending the product to infinity is small.

The asymptotic behavior of this infinite product may be expressed in terms of the Dedekind  $\eta$  function [20]

$$\eta(z) = e^{i\pi z/12} \prod_{n=1}^{\infty} (1 - e^{2\pi i n z}), \quad (22)$$

together with a remarkable identity satisfied by this function,  $\eta(-1/z) = \sqrt{-iz} \eta(z)$ . Using these facts, the probability of a catastrophe is given by

$$\begin{aligned} \mathcal{C}(\lambda) &= \frac{\sqrt{2\pi\lambda}}{1 + \lambda} e^{-\pi^2\lambda/6} e^{1/24\lambda} \prod_{n \geq 1} (1 - e^{-4\pi^2\lambda n}) \\ &\sim \sqrt{\frac{2\pi}{\lambda}} e^{-\pi^2\lambda/6}. \end{aligned} \quad (23)$$

Since the time between catastrophes scales as the inverse of the occurrence probability, this inter-event time becomes astronomically long for large  $\lambda$ .

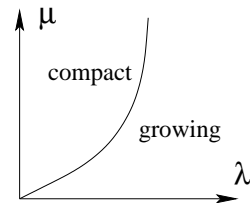


FIG. 4: Schematic phase diagram for a microtubule in the  $\lambda$ - $\mu$  parameter space.

Similar arguments can be used to calculate the size distribution of finite avalanches. We use the fact that

the configuration  $|+\underbrace{-\cdots-}_{k-1}+\rangle$  occurs with probability

$$\prod_{n=1}^{k-1} (1 - e^{-n/\lambda}).$$

Then multiplying by the probability that the monomer at the tip converts before the next attachment event gives the probability for an avalanche of size  $k$ :

$$A_k = (1 + \lambda)^{-1} \prod_{n=1}^{k-1} (1 - e^{-n/\lambda}) \quad (24)$$

Using  $1 - e^{-n/\lambda} \approx n/\lambda - n^2/(2\lambda^2)$ , Eq. (24) becomes

$$A_k = \lambda^{-k} \Gamma(k) \prod_{n=1}^{k-1} \left(1 - \frac{n}{2\lambda}\right) \sim \lambda^{-k} \Gamma(k) e^{-k^2/4\lambda}.$$

**General Growth Conditions:** For arbitrary attachment and detachment rates  $\lambda$  and  $\mu$ , we can approximately map out the boundary between different phases in the parameter space. For  $\lambda, \mu \ll 1$ , the unit conversion rate  $\text{GTP}^+ \rightarrow \text{GDP}^-$  is much faster than the rates  $\lambda, \mu$  of the other dynamical microtubule processes. Hence we assume that conversion is instantaneous. Consequently, a microtubule consists of a string of  $\text{GDP}^-$  monomers  $|\cdots--\rangle$  in which the tip advances at rate  $\lambda$  and retreats at rate  $\mu$ . Thus the tip performs a biased random walk, and its velocity is  $V(\lambda, \mu) = \lambda - \mu$  when  $\lambda > \mu$ . The boundary between the growing phase and the compact phase, found by setting  $V = 0$ , gives  $\mu_* = \lambda$  when  $\lambda \ll 1$ .

For the phase boundary for large  $\mu$ , consider first  $\mu = \infty$ . Since the leading behavior for the probability

of a catastrophe scales as  $e^{-\pi^2\lambda/6}$ , the typical time between catastrophes is  $e^{\pi^2\lambda/6}$ . Since  $V \approx \lambda$  for large  $\lambda$ , the typical length of a microtubule just before a catastrophe is again (ignoring all power-law factors)  $e^{\pi^2\lambda/6}$ . Suppose now the detachment rate  $\mu$  is very large but finite. The microtubule is compact if the time to shrink a microtubule of length  $e^{\pi^2\lambda/6}/\mu$  is smaller than the time  $\lambda^{-1}$  required to generate a  $\text{GTP}^+$  by  $|\cdots-\rangle \Rightarrow |\cdots-+\rangle$  and thereby stop the shrinking. We estimate the location of the phase boundary by equating these two times to give  $\mu_* \sim e^{\pi^2\lambda/6}$  when  $\lambda \gg 1$  (Fig. 4).

To summarize, our model predicts rich microtubule dynamics as a function of  $\text{GTP}^+$  attachment and  $\text{GDP}^-$  detachment. In the growing phase,  $\text{GTP}^+$  and  $\text{GDP}^-$  organize into alternating domains, with gradually longer  $\text{GTP}^+$  domains and gradually shorter  $\text{GDP}^-$  domains toward the tip of the microtubule. The size distributions of these two species are exact power laws with respective exponents of 3 and 2. Between the limiting cases of a finite-length and a growing microtubule, its length can fluctuate wildly under steady external conditions. This unusual behavior emerges naturally in our model. Again, from a simple probabilistic approach and in the limit instantaneous detachment of  $\text{GDP}^-$  ( $\mu = \infty$ ), we found that the time between catastrophes, where the microtubule shrinks to zero length, scales exponentially with the attachment rate  $\lambda$ . Thus for large  $\lambda$ , the microtubule will grow essentially freely for an astronomically long time before undergoing a catastrophe.

**Acknowledgments:** We are thankful to Bulbul Chakraborty for introducing us to this problem. We also acknowledge financial support to the Program for Evolutionary Dynamics at Harvard University by Jeffrey Epstein (TA), and NSF grants CHE0532969 (PLK) and DMR0535503 (SR) at Boston University.

- 
- [1] D. K. Fygenson, E. Braun, and A. Libchaber, Phys. Rev. E **50**, 1579 (1994).
  - [2] O. Valiron, N. Caudron, and D. Job, Cell. Mol. Life Sci. **58**, 2069 (2001).
  - [3] T. Mitchison and M. Kirschner, Nature **312**, 237 (1984).
  - [4] J. Howard and A. A. Hyman, Nature **422**, 753 (2003).
  - [5] C. E. Walczak, T. J. Mitchison, and A. Desai, Cell **84**, 37 (1996).
  - [6] A. Desai and T. J. Mitchison, Annu. Rev. Cell Dev. Biol. **13**, 83 (1997).
  - [7] M. Dogterom and S. Leibler, Phys. Rev. Lett. **70**, 1347 (1993).
  - [8] I. M. Jánosi, D. Chrétien, and H. Flyvbjerg, Biophys. J. **83**, 1317 (2002).
  - [9] H. Flyvbjerg, T. E. Holy, and S. Leibler, Phys. Rev. Lett. **73**, 2372 (1994); Phys. Rev. E **54**, 5538 (1996).
  - [10] D. J. Bicout, Phys. Rev. E **56**, 6656 (1997); D. J. Bicout and R. J. Rubin, Phys. Rev. E **59**, 913 (1999).
  - [11] M. Hammele and W. Zimmermann, Phys. Rev. E **67**, 021903 (2003).
  - [12] P. K. Mishra, A. Kunwar, S. Mukherji, and D. Chowdhury, Phys. Rev. E **72**, 051914 (2005).
  - [13] C. Zong, T. Lu, T. Shen, and P. G. Wolynes, Phys. Biol. **3**, 83 (2006).
  - [14] G. Margolin, I. V. Gregoret, H. V. Goodson, and M. S. Alber, Phys. Rev. E **74**, 041920 (2006).
  - [15] More complete details can be found in T. Antal, P. L. Krapivsky, S. Redner, M. Mailman, and B. Chakraborty, q-bio.QM/0703001.
  - [16] M. Abramowitz and I. A. Stegun, *Handbook of Mathematical Functions* (Dover, New York, 1972).
  - [17] J. Galambos, *The Asymptotic Theory of Extreme Order Statistics* (Krieger Publishing Co., Florida, 1987).
  - [18] H. A. Simon, Biometrika **42**, 425 (1955); A. L. Barabási and R. Albert, Science **286**, 509 (1999).
  - [19] P. L. Krapivsky, S. Redner, and F. Leyvraz, Phys. Rev. Lett. **85**, 4629 (2000); S. N. Dorogovtsev, J. F. F. Mendes, and A. N. Samukhin, Phys. Rev. Lett. **85**, 4633 (2000).
  - [20] T. M. Apostol, *Modular Functions and Dirichlet Series*, 2<sup>nd</sup> ed. (Springer-Verlag, New York, 1990).