

Satisfiability, Sequence Niches, and Molecular Codes in Cellular Signaling

Christopher R. Myers

Cornell Theory Center, Cornell University, Ithaca, NY, USA

Biological information processing as implemented by regulatory and signaling networks in living cells requires sufficient specificity of molecular interaction to distinguish signals from noise, but much of regulation and signaling involves somewhat fuzzy and promiscuous recognition of molecular patterns. Recent experiments have suggested that evolution may seek out sequence niches in crowded sequence spaces whereby reliable molecular signals can be conveyed despite this promiscuity of interaction. I examine a simple model of protein-protein interaction and competitive binding to understand some intrinsic limits of such a scenario. This model is distilled to formulate the Sequence Niche Problem, which asks whether a substrate can be bound by a given target protein but not by any other competing proteins that might also potentially bind the substrate. By simulating random instances of the Sequence Niche Problem, I uncover a rather sharp transition – as the number of competing proteins is increased – between a satisfiable regime (where reliable signaling is typically possible) and an unsatisfiable regime (where crosstalk can generally not be avoided). A simple scaling description of this transition is developed based on the geometry of sequence spaces, and the fragmentation of sequence clusters is also explored. Transitions of this sort suggest limits on the intrinsic reliability and evolvability of biomolecular communication channels, and the need for evolution to innovate new mechanisms to circumvent such limitations. Connections to other NP-complete constraint satisfaction problems that exhibit phase transitions, and some biological implications of these transitions, are explored.

Introduction

The functioning of complex biomolecular pathways hinges on conveying molecular signals reliably in the stochastic and evolving milieu of living cells. These signals are mediated by molecular interactions that distinguish physiological binding partners from myriad other cellular constituents: this ability to distinguish functional signals from the molecular noise is ultimately the source of information processing in cellular networks. But molecular recognition is subtle: it has become increasingly clear that many of the molecular interactions involved in cellular regulatory and signaling pathways do not involve highly specific “lock and key” binding, but instead are characterized by somewhat fuzzy and promiscuous recognition of families of sequences and configurations [1, 2, 3]. Furthermore, there are often structurally similar but functionally distinct molecules within a given cell that can bind to the same target, such as multiple proteins containing homologous copies of a modular protein-protein interaction domain. Key questions thus arise: to what extent is molecular distinguishability achieved, and if it is, by what mechanisms? If distinguishability is not possible, and crosstalk occurs between different pathways, what are its consequences? In some instances, the specificity required for a particular biological response is aggregated in a cooperative and context-dependent fashion from multiple components and interactions (e.g., via localization to a molecular scaffold [4, 5]), while in others, there is indeed crosstalk between pathways arising from promiscuous interactions [6, 7]. Reliable communication in cellular networks must overcome both the intrinsic stochasticity of molecular dynamics and the promiscuity of molecular interaction. Ultimately understanding the impact of intrinsic stochastic-

ity is crucial, but it lies beyond the scope of this paper. The central focus here is to explore the role of promiscuous interactions in limiting the capacity for reliable molecular communication.

This paper focuses on a basic theoretical question concerning cellular signaling in crowded sequence spaces, where multiple proteins bind to similar families of molecular sequences and structures: under what circumstances can crosstalk be avoided in such a system? That is, under what conditions can a given protein bind uniquely to a particular target and not to any of the other potential binding partners present in the cell? The investigation presented here was motivated largely by an intriguing set of experiments aimed at understanding the specificity of SH3-mediated signaling in yeast [8]. Rather than developing a specific model of those experiments, however, I consider here more broadly the problem of satisfying conflicting constraints implied by crosstalk in molecular signaling. As such, this paper aims to draw connections among biology, computer science, and statistical physics by examining crosstalk avoidance in the context of NP-complete constraint satisfaction problems.

The study of signal communication in noisy channels has a rich history dating back to the seminal work of Shannon [9, 10]. Engineered error-correcting codes embed messages in higher-dimensional spaces (e.g., via the incorporation of redundant information, or encoded checks on the message integrity) so as to insulate each possible codeword within a sphere in the embedding space. By packing such spheres so that they are disjoint, any corrupted message word can (up to some defined number of errors) be uniquely associated with an original code word. In molecular signaling, we encounter a geometric construct similar to Shannon’s message spheres: a *sequence recognition volume* reflects the set of molecular

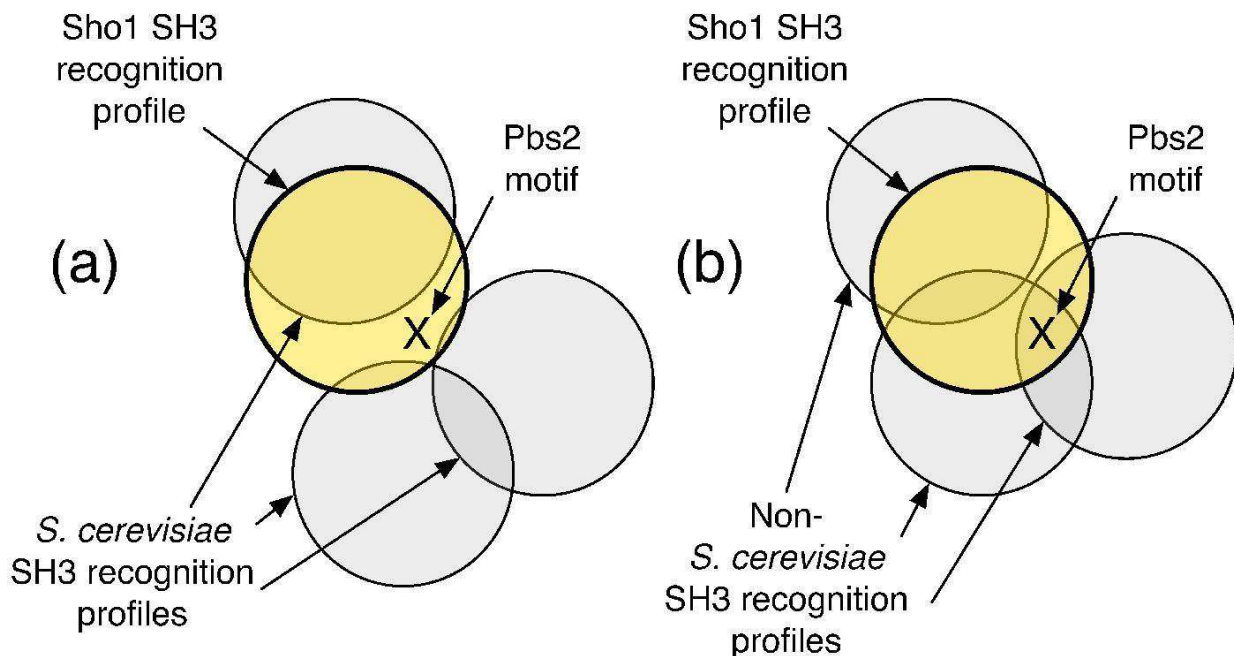


FIG. 1: The interpretation offered by Zarrinpar, Park and Lim to describe (a) the lack of crosstalk among *S. cerevisiae* SH3 domains and (b) the presence of crosstalk among non-*S. cerevisiae* SH3 domains. [Adapted from [8].] (a) In *S. cerevisiae*, evolutionary selection against crosstalk has driven the proline-rich Pbs2 motif to a niche where it is recognized only by the Sho1 SH3 domain. (b) There is no such selection pressure in other organisms, so domains introduced from elsewhere can bind Pbs2.

sequences recognized (i.e., bound with significant probability) by a target molecule. In molecular signaling, multiple proteins typically recognize similar binding partners (“code words”), thus precluding optimally packed, disjoint geometries of the sort found in engineered codes. Instead of asking whether *all* messages can be communicated through a protein signaling channel, I will focus here instead on whether *any* message can be so conveyed (under the assumption that evolutionary selection might be able to find such a solution if it does in principle exist).

There has been increasing interest in analyzing simple models that map genotypes in high-dimensional sequence spaces to quantifiable phenotypes through defined biophysical models. Much of that work has focused on the structure and evolution of protein-DNA binding motifs relevant to the regulation of gene transcription by transcription factors (TFs), emphasizing tradeoffs between binding specificity and system robustness [11], balances between selection and mutation [12, 13], evolutionary divergence of competing TF-binding sequence pairs to avoid crosstalk [14], and the application of ideas from coding theory to understand limits on the allowable number of similar TFs within families [15]. Studies of genotype-phenotype maps that encode RNA secondary structure have shed light on the nature of neutral networks of different RNA sequences that produce identical phenotypic structures [16]. In a similar spirit, the work presented here examines the mapping of sets of protein-sequence genotypes to the phenotype of crosstalk avoid-

ance.

This work was motivated by the experiments of Zarrinpar, Park and Lim [8], who investigated SH3-mediated signaling in yeast (*Saccharomyces cerevisiae*). SH3 domains constitute a family of conserved modular protein domains, known to bind preferentially to a set of proline-rich peptide sequences (the so-called “PXXP” motif) [3, 17]. Because of this intrinsic interaction promiscuity, and because several proteins in yeast contain SH3 domains, it was not *a priori* obvious whether there would be crosstalk among pathways involving different proteins that contain SH3 domains. In addition, it was not clear whether the specificity required for signaling is intrinsic to the SH3 domains and proline-rich ligands themselves, or is dependent on their context, such as their localization on other scaffolding proteins. Zarrinpar *et al.* probed a particular signaling pathway in yeast involved in a high-osmolarity response, predicated on the interaction of the Sho1 protein (containing an SH3 domain) and the Pbs2 protein (with an exposed proline-rich peptide sequence). Experimentally, they substituted into the Sho1 protein - one at a time - each of the other 26 SH3 domains native in yeast to determine whether any of those domains could reconstitute the function of the high-osmolarity pathway, and found that none of the other yeast domains could so function. (*In vitro* peptide binding assays also carried out revealed a similar lack of interaction from any but the Sho1-Pbs2 pair.) When SH3 domains from 12 metazoan proteins were tested, however, it was discovered that

half were able to reconstitute the function of the high-osmolarity pathway. Their interpretation was that there has been an evolutionary selection against crosstalk in yeast, whereby domains and peptides have evolved such that the proline-rich Pbs2 motif lies in a niche in sequence space where it is recognized by only the Sho1 SH3 domain, as is illustrated schematically in Fig. 1(a). Since there has been no such selection pressure in other organisms, it was perhaps not surprising that the Pbs2 motif overlaps with the recognition volumes of many of non-yeast SH3 proteins, as in Fig. 1(b).

It should be emphasized that the fundamental questions posed by these experiments go far beyond the particular case of signaling via SH3 domains. Understanding the recognition of DNA motifs by multiple transcription factors is an important element in unraveling gene regulatory networks, and research on TF-DNA interactions has recently begun to focus more intently on such questions [14, 15, 18, 19]. In addition, the possibility of crosstalk among bacterial two-component regulatory systems, whereby multiple response regulators are activated by a single sensor kinase, has also been explored to gain insight into how environmental signals are combined [20, 21].

The goal of this paper is to explore the intrinsic capacities for discrimination in a simple model of protein-protein interaction, posed within the context of a question that I call the Sequence Niche Problem (SNP). The SNP reveals surprisingly complex behavior, involving a rather sharp transition from reliable to unreliable signaling (crosstalk) as the number of competing proteins is increased. Simulations of random instances of the SNP are explored, and a scaling description capable of characterizing the SNP transition for various sets of parameters is developed. The space of all solutions of a family of SNP instances is described, in order to understand the manner in which that solution space becomes fragmented in the face of competing protein-protein interactions. Connections are drawn to phase transitions in NP-complete constraint satisfaction problems, and possible biological implications of these sorts of transitions are discussed.

Results

The Sequence Niche problem

I begin by distilling the question suggested by Fig. 1: under what conditions does a unique sequence niche exist so that signaling without crosstalk can be achieved? To address this question, I adopt a highly abstracted model of protein-protein interaction, in which protein sequences are represented not by strings in the actual 20 letter amino acid alphabet, but as binary strings (consisting of 0's and 1's) of some length L . Binding of a peptide sequence to a protein is achieved if the peptide sequence is sufficiently close to the consensus sequence recognized by the protein, with a simple measure of

Hamming distance used as a measure of closeness: two sequences bind if they differ in at most P positions, given some promiscuity parameter P . (The smaller P is, the closer the peptide and protein consensus must be, and the specificity of the interaction is higher. Following [11], I conceive of specificity as an inverse measure of the volume of sequence space bound to a particular protein.) Given this representation, we can pose the Sequence Niche Problem, phrased and typeset in the canonical style of Garey and Johnson [22] and illustrated schematically in Fig. 2:

SEQUENCE NICHE

INSTANCE: Target sequence T in $\{0,1\}^L$, a set of crosstalk sequences C_i in $\{0,1\}^L$ for $i = 1, \dots, N$, and an integer P , $0 \leq P \leq L$.

QUESTION: Is there a sequence s in $\{0,1\}^L$ such that $H(T, s) \leq P$ and $H(C_i, s) > P$ for $i=1, \dots, N$, where $H(x, y)$ is the Hamming distance between sequences x and y ?

The Sequence Niche Problem (SNP) is in fact simply a rephrasing of the Distinguishing String Selection Problem (DSSP), as defined by Lanctot *et al.* [23]. (The DSSP allows more for multiple “good” strings S_c to be matched within some Hamming distance k_c and multiple “bad” strings S_f to be avoided outside some Hamming distance k_f .) The DSSP was proven to be NP-complete [23]. The SNP is just the DSSP with $S_c = 1$ and $k_c = k_f$, but the complexity of the DSSP is not dependent on the particular values of these parameters, so the SNP is also NP-complete. As such, there is no known algorithm that runs in polynomial time as a function of the size of the problem specification that can solve arbitrary (e.g., worst-case) instances of the SNP. The SNP is similar in spirit to the well-known computer science problem SAT (and its specialization k -SAT), in that these problems ask whether there exists a solution that satisfies a set of

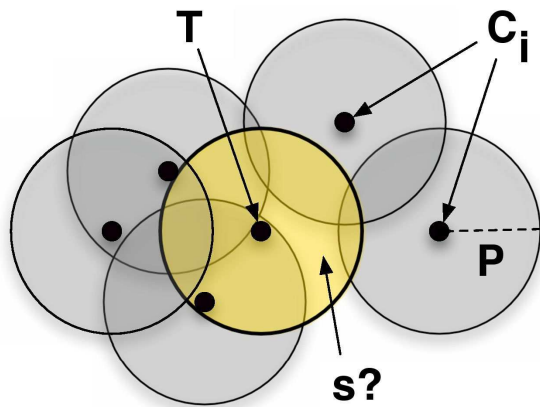


FIG. 2: The Sequence Niche Problem: given a target protein T and a set of crosstalking proteins $\{C_i\}$, is there a sequence s that is recognized by T but not by any of the proteins C_i ?

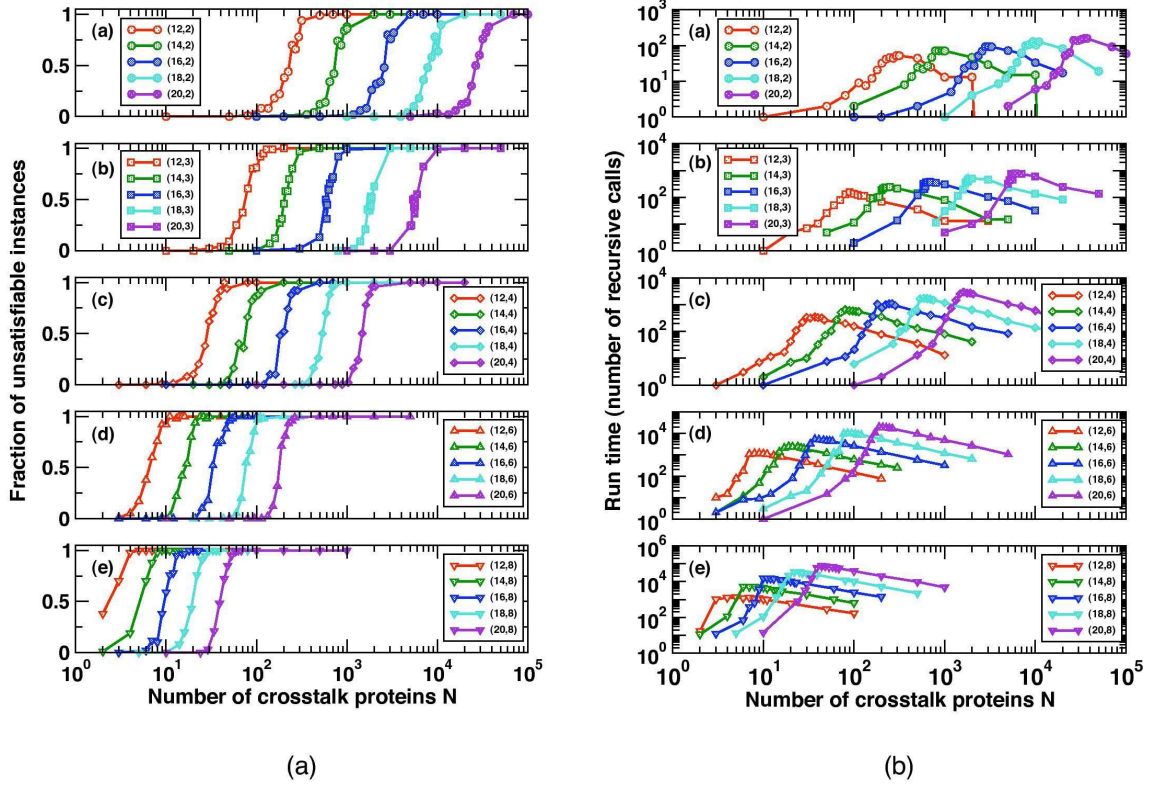


FIG. 3: (a) Average fraction of unsatisfiable instances for simulations of the SNP for specified values of parameters L and P (indicated as (L, P) in figure legends) and varying number of crosstalk proteins N . Averages are computed over 100 instances of the SNP for each (L, P, N) set. A transition from satisfiability (SAT) at small N to unsatisfiability (UNSAT) at large N is observed. (b) Average run time of the decision algorithm (measured in terms of the number of recursive calls in the backtracking scheme) for the same sets of SNP runs depicted in (a). A peak in the complexity of deciding the SNP is observed at those values of (L, N, P) where a transition from SAT to UNSAT is seen.

(potentially conflicting) constraints. (SAT asks whether a set of boolean variables can be assigned values so as to satisfy a logical expression in conjunctive normal form [22].) Borrowing from the language of SAT, we say an instance of the SNP is “satisfiable” when a solution s exists, and “unsatisfiable” when there is no such solution.

Simulations of the random Sequence Niche Problem

Multiple random instances of the SNP were examined, for various values of the parameters L , P , and N . Figure 3(a) shows the average unsatisfiable fraction of random SNP instances as a function of the number of crosstalking proteins N , and Figure 3(b) shows the average run time required for determining whether or not an instance is satisfiable (where run time is measured in units of the number of recursive calls to the algorithm of Gramm *et al.* [24]). Fig. 3(a) demonstrates a transition from satisfiability (SAT) to unsatisfiability (UNSAT) as the number of crosstalking proteins is increased. Rather

than a gradual diminution in the capacity for reliable signaling, the SNP exhibits a relatively abrupt switch as $\log N$ increases. Fig. 3(b) reveals, for the same set of parameter values, that the run time of the solution algorithm reaches a maximum near the point of the SAT-UNSAT transition. That is, it becomes significantly more difficult to decide if a given instance is satisfiable or not when that instance lies near the transition. The characteristic scales of the random SNP are seen to vary over orders of magnitude. For the run time data, this is perhaps not surprising: since the SNP is NP-complete, we expect the worst-case run time of the solution algorithm to be exponential in the size of the problem.

Scaling of the SNP transition

Despite the fact that the characteristic scales of the SNP vary by orders of magnitude, there is a scaling structure evident in those data. This structure is understood by considering the geometric and probabilistic nature of

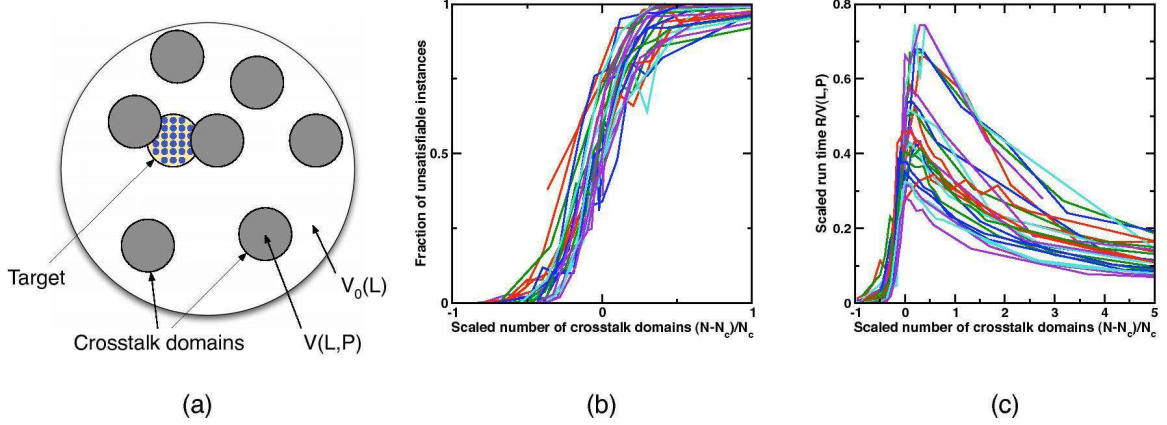


FIG. 4: Scaling description of the SAT-UNSAT transition in the SNP. (a) Schematic depiction of the covering of available sequences (blue dots) in the target volume as crosstalk proteins (gray circles) are laid down randomly. (b, c) Scaling of the satisfiability and run time data in Fig. 3 based on the scaling theory presented: (b) the number of crosstalk proteins N are scaled by $N \rightarrow (N - N_c)/N_c$, and (c) in addition to scaling N , the run times are scaled by the exponentially growing number of sequences in the target volume $V(L, P)$ that must be considered. Curves are colored by the same code as in Fig. 3.

the random SNP. A given SNP instance is unsatisfiable if the target volume (i.e., the Hamming sphere of radius P surrounding the target sequence T) is completely covered by the union of the crosstalk volumes (centered about the crosstalk sequences C). We can estimate the critical number of crosstalk proteins N_c needed to cover the sequence volume of the target protein as described below and as illustrated schematically in Fig. 4(a).

For a given binary string of length L , the number of sequences $V(L, P)$ in a ball of Hamming radius P is $V(L, P) = \sum_{n=0}^P \binom{L}{n}$ and the total possible number of sequences $V_0(L)$ is $V_0(L) = 2^L$. Let q be the ratio of these sequence volumes: $q = V/V_0$. We consider depositing at random sequence volumes of size $V(L, P)$ in a space of volume $V_0(L)$. From the binomial distribution, the probability that a given point in sequence space is covered n times after N proteins have been deposited is $P_q(n|N) = \binom{N}{n} q^n (1-q)^{N-n}$. Therefore the probability $U_q(N)$ that a given point in sequence space is left *uncovered* by N proteins is $U_q(N) = P_q(0|N) = (1-q)^N$. The average number of sequences $S_u(V, q, N)$ in the target volume V left uncovered by N proteins is thus $S_u(V, q, N) = V(1-q)^N$. We wish to estimate the critical number of proteins N_c required to cover the target volume. As the coverage nears completion, we can no longer treat the sequence space as continuous; we estimate N_c as the number of proteins for which there is $O(1)$ remaining uncovered sequence in the target volume, i.e., such that the probability of any sequence remaining uncovered is $O(1/V)$. This yields $V(1-q)^{N_c} = 1$, which implies:

$$N_c = \frac{\log(1/V)}{\log(1 - V/V_0)} \approx V_0 \frac{\log V}{V} \quad \text{for } V \ll V_0 \quad (1)$$

Having derived this critical protein number, we can

rescale the raw satisfiability and run time data of Fig. 3. These rescaled data are shown in Fig. 4; in (a) and (b) the protein number (x-axis) is scaled as $N \rightarrow (N - N_c)/N_c$, and in (b), the run time data (y-axis) are scaled by the exponentially growing number of sequences in the search tree $V(L, P)$ that in principle need to be considered. (The exact relation for N_c from eq. (1) is used, not the approximate value valid for small $V \ll V_0$.) The collapse of each set of unscaled data onto a reasonably compact scaling form suggests this simple description is correct. In k -SAT, the SAT-UNSAT transition occurs at a fixed ratio α of number of clauses to variables, as each tends toward infinity. In the SNP, the transition involves a fixed ratio N/N_c .

Fragmentation of the satisfiable solution space

The results in the previous sections were focused on addressing whether there is *any* solution to a given instance of the SNP. This section examines the structure of the space of *all* satisfiable solutions for a given instance.

Consider a fixed target sequence T and a set of potential crosstalk sequences C . Imagine introducing crosstalk sequences one at a time, and identifying the set of all sequences s_N that satisfy the SNP for that instance with N crosstalk sequences. Of particular interest here is the size and structure of the solution set s_N . For each set, I have assembled a graph whose nodes are sequences s that satisfy the SNP and whose edges connect satisfiable sequences if they are neighbors on the hypercube, i.e., if their Hamming distance from each other is 1. This graph represents the neutral network of all equivalent solutions to a given instance of the SNP. I have then computed the set of connected components of the resulting graph,

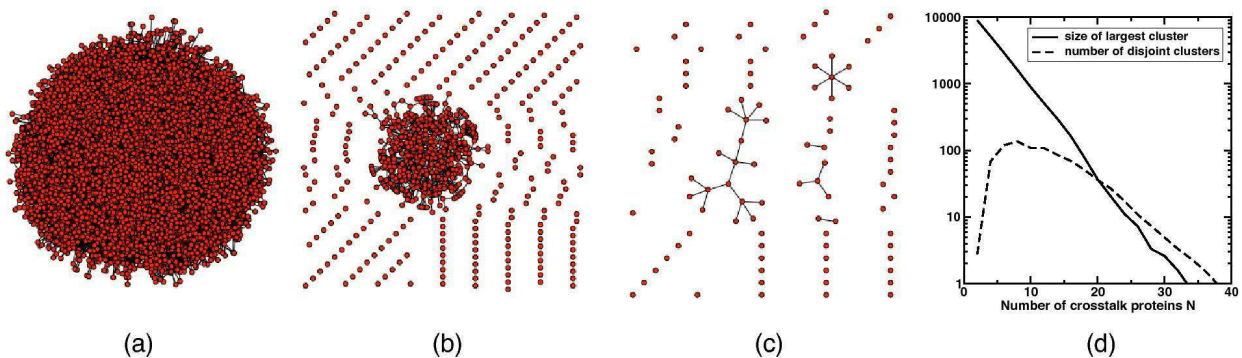


FIG. 5: Fragmentation of the satisfiable solution space as the number of crosstalking proteins N increases. (a, b, c) The graph of satisfiable solutions s_N for a particular problem instance ($L = 16, P = 6$), as a function of N : (a) $N = 4$, (b) $N = 12$, (c) $N = 20$. Satisfiable sequences (red nodes) are connected by edges (black lines) in a graph if they are separated by Hamming distance 1. (The spatial layout of nodes here has no meaning; all sequences are vertices of an L -dimensional hypercube.) For (a) $N=4$, all solutions are part of one large connected cluster, but that cluster is broken up into multiple pieces as N increases (b and c). (d) Average values of the size of the largest connected sequence cluster (solid line) and the number of disjoint clusters (dashed line) as a function of N , averaged over 100 SNP instances for each value of N .

for various numbers of crosstalk proteins N . The change in the structure of the graph of satisfiable solutions is illustrated, for a given problem instance with $L = 16$ and $P = 6$, in Fig. 5. For small numbers of crosstalking proteins (Fig. 5(a)), there are many possible solutions to the SNP, and those solutions all coalesce into one connected cluster, such that any solution can be reached from any other solution via a succession of single-bit flips to the sequence string. As N increases, (Fig. 5(b)), the number of satisfiable solutions decreases, and the connected cluster of solutions is fragmented into many disjoint sets (still dominated by a central core). This fragmentation and evaporation of the sequence clusters continues for larger N (Fig. 5(c)), until finally all satisfiable solutions disappear, and unique signaling is no longer possible.

Fig. 5(d) summarizes these trends, by averaging over many SNP instances, for $L = 16$ and $P = 6$. This reveals that the size S_0 of the largest cluster (solid line) decreases roughly exponentially with crosstalk number N . From the geometric argument illustrated in Fig. 4(a), we might expect $S_0 \sim (1 - q)^N \approx \exp(-qN)$ for small q , where $q = V(L, P)/V_0(L)$ as before. For $L = 16, P = 6$, $q \approx 0.23$, and a fit to the cluster size data in Fig. 5(d) reveals $S_0 \sim \exp(-0.29N)$. The exponential approximation would be better for smaller q , but it should be noted that this geometric argument does not account for the full decay rate of S_0 with N , since it considers sequences in the target volume being covered by crosstalk proteins and not for the fragmentation of clusters. Some of the decrease in S_0 is due to the latter effect.

Also shown in Fig. 5(d) is the number of disjoint clusters (dashed line); this is seen to initially increase with N – as the single satisfiable cluster is fragmented – and then decrease – as small sequence clusters evaporate in the presence of new crosstalk proteins. Fig. 5 reveals a number of isolated clusters of size 1, but these system sizes

are rather small (given the computational burdens of exhaustive enumeration). It is an open question whether nontrivial cluster size distributions (e.g., power laws) will reveal themselves as larger system sizes are considered.

Discussion

The goal of this paper has been to strip to its bare essentials a central aspect of specificity in cellular signaling. In order to understand the details of signaling specificity in living cells, however, a more realistic treatment of the relevant biology is obviously necessary.

With regard to the biophysics of protein-protein interactions, Sear was motivated by the same experiments of Zarrinpar *et al.* [8] to develop a somewhat more detailed model of protein-protein interaction, using a four-letter amino-acid alphabet (hydrophobic, hydrophilic, positively charged, and negatively charged) rather than the binary alphabet considered here [25]. That work asked whether N pairs of proteins could bind uniquely, whereas the SNP posed here asks only whether one target-peptide interaction can be satisfied, although the two problems are presumably in the same computational complexity class (the former involving N copies of the NP-complete SNP). Sear found that, for certain parameters, evolutionary mutation and selection could find sequences for which crosstalk is avoided, although he did not explore in detail the transition between satisfiable and unsatisfiable regimes.

Even more realistic models of protein-protein interaction based on experimental data are also possible. For SH3 domains, in particular, there has been considerable experimental work in screening synthetic peptide ligands to map out the sequence recognition volumes of SH3 domains in several proteins [26]. Computational clas-

sifiers (e.g., weight matrices and neural networks) based on those training data have been constructed to make predictions about binding affinities of particular proteins for arbitrary peptides [27, 28]. Although amino-acid sequences are formally constructed from a 20-letter alphabet, it remains to be seen what the effective alphabet size is for determining SH3 selectivity, and whether actual proteomes lie anywhere near the transition boundaries identified here.

Signaling interactions do not occur in isolation, but often involve compartmentalization and scaffolding proteins that confer context-dependent specificity in addition to the intrinsic sequence specificity addressed here [29, 30, 31]. In order to understand the aggregate specificity of scaffold-mediated signaling, it would be useful to quantify separately the sequence-dependent and context-dependent pieces, and this work represents an approach to the former. (Allosteric changes to protein conformation in the presence of scaffolds will typically muddy the situation, by inducing a context-dependent change to the intrinsic binding specificity. Whether or not a complete factorization is possible remains to be determined [32].) More broadly, it is an interesting question whether scaffolds and other mechanisms for context-dependent specificity may have evolved in the face of limitations of the intrinsic signaling channels of the sort described here [33]. And ultimately, disambiguation of biological signals does not occur in the vacuum of individual molecular interactions, but is filtered through complex information processing networks whose dynamics dictates the space of possible biological behaviors [34, 35].

Biological evolution is another obvious feature missing from the uniform random SNP instances considered here. The random SNP is intended as a baseline for understanding more intricate configurations of sequence recognition volumes, and to connect to the literature on phase transitions in random instances of k -SAT and other NP-complete problems. The structure of sequence niches sculpted by evolutionary selection is an open and intriguing question. Addressing that question requires some notion of a fitness that is optimized by selection, and thus it is appropriate to ask: if the *only* function of SH3 domains were to uniquely recognize target peptides, why has not evolutionary selection driven their sequence recognition volumes apart from each other to make the system more discriminating? This is almost surely not the only function of SH3 domains; among other things, there may be some degeneracy, or functional redundancy, in the form of partially overlapping sequence recognition that is useful for system robustness and evolvability [36, 37]. But ultimately understanding the signaling capacities of SH3-mediated interactions will require a better understanding of the myriad functional roles supported by such interactions.

The particular numerical experiments presented here were motivated by analogies to phase transitions observed in the random k -SAT problem [38, 39, 40], in which there is a SAT-UNSAT transition as the ratio of

constraints to variables is increased. The numerical results presented here for the SNP demonstrate - in small, finite systems - something similar: a relatively sharp transition from satisfiability to unsatisfiability with increasing competition for regions of sequence space, along with an associated increase in computational complexity near the transition. A second phase transition has more recently been identified in k -SAT, lurking near the SAT-UNSAT phase boundary [41, 42, 43]. This second transition involves a fragmentation of the set of satisfiable solutions; a similar transition has also been investigated in the vertex cover problem [44]. This phenomenon of cluster fragmentation has motivated my examination of such questions in the SNP. Phase transitions can only be formally defined in the limit of infinite system size, so at this point the numerical results for the SNP are merely suggestive of underlying phase transitions. For k -SAT, the existence of a sharp phase transition in the infinite system-size limit has been proven for any k [45]. Finite-size scaling of these sorts of cluster fragmentation transitions, however, is especially problematic, with the clustering transition defined by the need to flip an extensive number of bits in the infinite-system limit in order to migrate from one distinct cluster to another [42, 44].

Of particular interest are the possible biological implications of these sorts of phase transitions. Presuming that these transitions persist in more realistic biological models, it is worth asking whether nature has situated actual signaling systems anywhere near these phase boundaries, or whether other innovations have arisen to sequester cellular networks from the precipice of crosstalk [15]. Solution space fragmentation could lead to biological systems becoming frozen in local regions of sequence space, unable to mutate to other satisfiable configurations far away. This could produce a sort of speciation at the molecular scale, perhaps shedding light on phylogenetic relationships among related protein interaction domains. Curiously, local search algorithms for k -SAT get stuck in the “hard SAT” phase due to fragmentation of the solution space, but recent insights from the theory of spin glasses have led to new, faster algorithms for solving such problems [43]. If statistical physics can find a way to solve hard computational problems near phase boundaries, perhaps we should not shortchange evolution’s ability to improvise in the face of such challenges.

Materials and Methods

To ascertain whether a given instance of the SNP was satisfiable or not, I implemented the algorithm by Gramm *et al.* [24] (“Algorithm D”, modified to treat the Distinguishing String Selection Problem). This is a recursive, backtracking algorithm in the style of Davis-Putnam(DP)-type methods used in the study of k -SAT [46]. DP-type algorithms are known to be significantly slower in practice for k -SAT than other algorithms (e.g., WalkSAT [47] or survey propagation [43]), but have

the advantage of being *complete*, i.e., able to determine whether any instance is satisfiable or not, given sufficient computer time. (Incomplete algorithms can typically find a solution if there is one, but are not guaranteed to stop if there is no solution.) For forays into a newly-identified NP-complete problem such as this, complete algorithms are a useful first step.

The SNP, as stated, applies to any set of sequences T and C . This paper has focused on random instances of the SNP, where the relevant sequences are sampled uniformly at random from the set of all binary sequences of length L . Simulations of random instances of the SNP were carried out, for various values of the relevant control parameters: the string length L , the Hamming radius P , and the number of crosstalk proteins N . Average satisfiability and algorithmic run time were computed from 100 random SNP instances for each set of L , P , and N .

To explore the full solution space of SNP instances, exhaustive examination of all possible 2^L sequences was done. The set of valid solutions was assembled to form a graph, whose nodes were SNP solutions and whose

edges joined nodes with sequences that differed by 1 bit flip. The network analysis package NetworkX [networkx.lanl.gov] was used to compute connected components of the resulting graphs, and to generate layouts for visual display. (In the process, I made a contribution to the NetworkX package to label grid graphs by tuples of indices [networkx.lanl.gov/changeset/223], which is natural for graphs in sequence space.)

Acknowledgments

This work is supported by the USDA Agricultural Research Service project 1907-21000-017-05. Computational resources of the USDA-ARS plant pathogen systems biology group and the Cornell Theory Center assisted this research. I would like to thank Jim Sethna, Bart Selman, Carla Gomes, Walter Fontana, Marc Mézard, Sue Coppersmith, Chris Henley, Bistra Dilkina, and David Schneider for useful conversations.

-
- [1] Ptashne M, Gann A (2002) *Genes & Signals*. Cold Spring Harbor, NY: Cold Spring Harbor Laboratory Press.
 - [2] Castagnoli L, Costantini A, Dall'Armi C, Gonfloni S, Montecchi-Palazzi L, et al. (2004) Selectivity and promiscuity in the interaction network mediated by protein recognition modules. *FEBS Letters* 567:74–79.
 - [3] Mayer B (2001) SH3 domains: complexity in moderation. *J Cell Sci* 114:1253–1263.
 - [4] Pawson T, Scott JD (1997) Signaling through scaffold, anchoring, and adaptor proteins. *Science* 278:2075–2080.
 - [5] Bhattacharyya RP, Remenyi A, Yeh BJ, Lim WA (2006) Domains, motifs, and scaffolds: The role of modular interactions in the evolution and wiring of cell signaling circuits. *Annual Review of Biochemistry* 75:655–680.
 - [6] Schwartz MA, Baron V (1999) Interactions between mitogenic stimuli, or, a thousand and one connections. *Current Opinion in Cell Biology* 11:197–202.
 - [7] Natarajan M, Lin KM, Hsueh RC, Sternweis PC, Ranganathan R (2006) A global analysis of cross-talk in a mammalian cellular signalling network. *Nat Cell Biol* 8:571–580.
 - [8] Zarrinpar A, Park SH, Lim W (2003) Optimization of specificity in a cellular protein interaction network by negative selection. *Nature* 426:676–680.
 - [9] Shannon CE (1948) A mathematical theory of communication. *Bell System Technical Journal* 27:379–423 and 623–656.
 - [10] Shannon CE (1949) Communications in the presence of noise. In: *Proc. of the IRE*, volume 37, pp. 10–21.
 - [11] Sengupta A, Djordjevic M, Shraiman B (2002) Specificity and robustness in transcription control networks. *PNAS* 99:2072–2077.
 - [12] Gerland U, Hwa T (2002) On the selection and evolution of regulatory DNA motifs. *Journal of Molecular Evolution* 55:386–400.
 - [13] Berg J, Willmann S, Lassig M (2004) Adaptive evolution of transcription factor binding sites. *BMC Evolutionary Biology* 4:42.
 - [14] Poelwijk FJ, Kiviet DJ, Tans SJ (2006) Evolutionary potential of a duplicated repressor-operator pair: Simulating pathways using mutation data. *PLoS Computational Biology* 2.
 - [15] Itzkovitz S, Tlustý T, Alon U (2006) Coding limits on the number of transcription factors. *BMC Genomics* 7:239.
 - [16] Schuster P, Fontana W (1999) Chance and necessity in evolution: lessons from RNA. *Physica D: Nonlinear Phenomena* 133:427–452.
 - [17] Cesareni G, Panni S, Nardelli G, Castagnoli L (2002) Can we infer peptide recognition specificity mediated by SH3 domains? *FEBS Letters* 513:38–44.
 - [18] Hermesen R, Tans S, ten Wolde PR (2006) Transcriptional regulation by competing transcription factor modules. *PLoS Computational Biology* 2.
 - [19] Typas A, Hengge R (2006) Role of the spacer between the -35 and -10 regions in σ^s promoter selectivity in *Escherichia coli*. *Molecular Microbiology* 59:1037–1051.
 - [20] Bijlsma JJE, Groisman EA (2003) Making informed decisions: regulatory interactions between two-component systems. *Trends in Microbiology* 11:359–366.
 - [21] Hellingwerf KJ (2005) Bacterial observations: a rudimentary form of intelligence? *Trends in Microbiology* 13:152–158.
 - [22] Garey MR, Johnson DS (1979) *Computers and Intractability: A Guide to the Theory of NP-Completeness*. W. H. Freeman.
 - [23] Lancot J, Li M, Ma B, Wang S, Zhang L (2003) Distinguishing string selection problems. *Inf Comput* 185:41–55.
 - [24] Gramm J, Niedermeier R, Rossmanith P (2003) Fixed-parameter algorithms for closest string and related problems. *Algorithmica* 37:25–42.
 - [25] Sear RP (2004) Highly specific protein-protein interactions, evolution and negative design. *Physical Biology* 1:166–172.

- [26] Landgraf C, Panni S, Montecchi-Palazzi L, Castagnoli L, Schneider-Mergener J, et al. (2004) Protein interaction networks by proteome peptide scanning. *PLoS Biology* 2.
- [27] Brannetti B, Via A, Cestra G, Cesareni G, Citterich MH (2000) SH3-SPOT: an algorithm to predict preferred ligands to different members of the SH3 gene family. *Journal of Molecular Biology* 298:313–328.
- [28] Ferraro E, Via A, Ausiello G, Helmer-Citterich M (2006) A novel structure-based encoding for machine-learning applied to the inference of SH3 domain specificity. *Bioinformatics* 22:2333–2339.
- [29] Burack WR, Shaw AS (2000) Signal transduction: hanging on a scaffold. *Current Opinion in Cell Biology* 12:211–216.
- [30] Morrison DK, Davis RJ (2003) Regulation of map kinase signaling modules by scaffold proteins in mammals. *Annual Review of Cell and Developmental Biology* 19:91–118.
- [31] Flatauer LJ, Zadeh SF, Bardwell L (2005) Mitogen-activated protein kinases with distinct requirements for Ste5 scaffolding influence signaling specificity in *Saccharomyces cerevisiae*. *Molecular and Cellular Biology* 25:1793–1803.
- [32] Bhattacharyya RP, Remenyi A, Good MC, Bashor CJ, Falick AM, et al. (2006) The Ste5 scaffold allosterically modulates signaling output of the yeast mating pathway. *Science* 311:822–826.
- [33] Komarova NL, Zou X, Nie Q, Bardwell L (2005) A theoretical framework for specificity in cell signaling. *Mol Syst Biol* 1:E1–E5.
- [34] Ramanathan S, Detwiler PB, Sengupta AM, Shraiman BI (2005) G-protein-coupled enzyme cascades have intrinsic properties that improve signal localization and fidelity. *Biophysical Journal* 88:3063–3071.
- [35] Brown KS, Hill CC, Calero GA, Myers CR, Lee KH, et al. (2004) The statistical mechanics of complex signaling networks: nerve growth factor signaling. *Physical Biology* 1:184.
- [36] Edelman GM, Gally JA (2001) Degeneracy and complexity in biological systems. *Proceedings of the National Academy of Sciences* 98:13763–13768.
- [37] Wagner A (2005) *Robustness and Evolvability in Living Systems*. Princeton University Press.
- [38] Mitchell DG, Selman B, Levesque HJ (1992) Hard and easy distributions of SAT problems. In: *AAAI*. pp. 459–465.
- [39] Kirkpatrick S, Selman B (1994) Critical behavior in the satisfiability of random Boolean expressions. *Science* 264:1297–1301.
- [40] Monasson R, Zecchina R, Kirkpatrick S, Selman B, Troyansky L (1999) Determining computational complexity from characteristic ‘phase transitions’. *Nature* 400:133–137.
- [41] Mezard M (2003) Physics/computer science: Passing messages between disciplines. *Science* 301:1685–1686.
- [42] Mezard M, Mora T, Zecchina R (2005) Clustering of solutions in the random satisfiability problem. *Physical Review Letters* 94:197205.
- [43] Mezard M, Zecchina R (2002) Random k-satisfiability problem: from an analytic solution to an efficient algorithm. *Physical Review E* 66:056126.
- [44] Barthel W, Hartmann AK (2004) Clustering analysis of the ground-state structure of the vertex-cover problem. *Physical Review E (Statistical, Nonlinear, and Soft Matter Physics)* 70:066120–11.
- [45] Friedgut E (1999) Sharp thresholds of graph properties, and the k -SAT problem. *J Amer Math Soc* 12:1017–1054. With an appendix by Jean Bourgain.
- [46] Davis M, Putnam H (1960) A computing procedure for quantification theory. *J ACM* 7:201–215.
- [47] Selman B, Kautz HA, Cohen B (1993) Local search strategies for satisfiability testing. In: Trick M, Johnson DS, editors, *Proceedings of the Second DIMACS Challenge on Cliques, Coloring, and Satisfiability*. Providence RI.