

Comparison of Boolean and continuous attractors in small networks

Johannes Norrell,¹ Björn Samuelsson,¹ and Joshua E. S. Socolar¹

¹ *Physics Department and Center for Nonlinear and Complex Systems,
Duke University, Durham, North Carolina 27708*

(Dated: May 26, 2019)

We study the stable attractors of a class of continuous dynamical systems that may be idealized as networks of Boolean elements. An analysis of switching characteristics and pulse propagation explains the relation between attractors of the continuous and Boolean systems. We investigate the dynamics in simple rings and rings with an additional self-input. In the former case, “reliable” Boolean attractors correspond to stable continuous attractors. In the latter case, the attractor structures are determined by non-Boolean characteristics of switching events.

PACS numbers: 89.75.Hc, 05.45.-a, 02.30.Ks

It is tempting to think of the transcriptional networks governing gene expression within cells as effectively Boolean in nature. In such a picture, genes are turned “on” and “off” in the presence of proteins produced when other genes are turned on [1]. The binding of certain proteins to each other and to promoter regions of DNA can create a combinatorially complex logic of gene expression. In studies of the fundamental principles governing networks of interacting genes, much attention has been given to Boolean models of this logic. Recent work has highlighted distinctions in the attractor structures as network architecture parameters are varied, different distributions of Boolean functions are incorporated, and/or different updating schemes are employed [2, 3, 4, 5, 6, 7, 8].

Our interest here is in the correspondence (or lack thereof) between attractors in continuous systems and their Boolean idealizations. We study rings of N elements (Fig. 1) governed by delay differential equations of the form

$$\dot{x}_j(t) = f_j(x_{j-1}(t - \tau)) - x_j(t), \quad (1)$$

$$f_j(x_i) = \eta_j \left(\frac{1 + d_i^j x_i^\nu}{1 + b_i^j x_i^\nu} \right), \quad (2)$$

where η_j , b_j , d_j , and γ_j are constants and τ is a time required for the signal produced by x_{j-1} to reach x_j . All subscripts are taken modulo N . The parameters are chosen such that the output of f_j switches sharply between low and high values as the input is smoothly varied. In the limit where f_j is a step function and the decay term $-x_j(t)$ has an infinite coefficient, the system has a Boolean structure. We assume that all x_j have the same decay rate (chosen to be unity) and all arguments of f_j have the same time delay. We also consider the effects of adding a self-input to x_1 , also with delay τ :

$$\dot{x}_1(t) = f_1(x_0(t - \tau), x_1(t - \tau)) - x_1(t), \quad (3)$$

$$f_1(x_0, x_1) = \eta_1 \left(\frac{1 + d_0^1 x_0^\nu + d_1^1 x_1^\nu}{1 + b_0^1 x_0^\nu + b_1^1 x_1^\nu + b_{01}^1 (x_0 x_1)^\nu} \right). \quad (4)$$

We find that continuous systems can exhibit stable oscillations in cases where Boolean reasoning would suggest otherwise and that in some cases where Boolean reasoning predicts a stable attractor, the corresponding continuous attractor does not have the expected structure.

We begin by summarizing some known behavior of Boolean systems. In a Boolean idealization, each x_j is a Boolean variable and its dependence on its inputs is specified by a Boolean function F_j . A common choice is to update all the elements synchronously, setting each x_j at each discrete time step to the value F_j returned just after the previous step. Synchronously updated systems are easy to simulate, but are not generic. To avoid artifacts of synchronicity, Klemm and Bornholdt [9] present a class of autonomous Boolean systems running in continuous time. Here the output of each F_j is fed through a filter that delays the signal by a fixed time (analogous to our τ , which they set equal to 1) and cuts out short pulses. (See Ref. [9] for a detailed description.) These autonomous networks have state cycles that correspond to the Boolean attractors of a synchronously updated Boolean network. In contrast to synchronous Boolean networks, however, autonomous networks permit the study of infinitesimal fluctuations in the timing of switching events.

A state cycle in an autonomous network can be stable or marginally stable with respect to timing perturbations. (There are no unstable state cycles, because there is no way for an infinitesimal perturbation to get amplified.) Klemm and Bornholdt coined the terms “reliable”

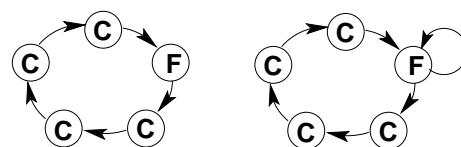


FIG. 1: A simple ring and a self-input ring. **C** indicates a COPY operator; **F** indicates COPY or INVERT on the simple ring and any of the two-input logic functions on the self-input element.

and “unreliable” to denote attractors in the synchronous system that correspond to stable and marginal cycles, respectively, in the corresponding autonomous system. [9] In accordance with their convention, we use the term “attractor” for any periodic state-cycle in a synchronously updated network.

The dynamics of simple Boolean rings have been well characterized [3, 9, 10]. In a simple ring, each element either copies or inverts the state of its input. A ring with an even (odd) number of inverters is dynamically equivalent to a ring with zero (exactly one) inverters since a pair of inverters can be transformed to copiers by redefining the meaning of ON and OFF for all elements between them. For a ring with no inverters, there are two fixed points; the states with all elements ON or all elements OFF. For a ring with one inverter there is no fixed point because at all times there must be at least one element whose value is not consistent with its input. We refer to such a configuration as a “kink” and we identify the kink as “positive” (“negative”) when the element’s input is ON (OFF). A single kink traveling around the ring forms a stable cycle with the kink changing its sign each time it passes the inverter. For synchronous updates, the separation between kinks cannot change, so every state lies on an attractor. (There are no transients.) For the autonomous system, any cycle with more than one kink is marginally stable, because there is no restoring mechanism for a perturbation in the time lag between two kinks.

For rings in which element 1 has a self-input in addition to its input from 0, the attractor structure is nontrivial. Without loss of generality, we assume that the remaining elements are all COPYs. There are ten possible choices of the Boolean function F_1 at element 1 for which both inputs are relevant. These comprise five pairs that are related by an ON–OFF symmetry. For two of these pairs, the only attractors are fixed points, so there are only three nontrivial cases; (I) $F_1 = \text{NOR}$, (II) $F_1 = \text{XOR}$, and (III) $F_1 = (x_0 \text{ AND NOT } x_1)$.

For the present discussion, we restrict attention to the case $N = 4$. In Case I, there is a single attractor that is (surprisingly) unreliable. In Cases II and III, the all-OFF state is a fixed point. Case II also has a reliable cycle containing all 15 other states. Case III has two cyclic attractors, both unreliable: a 4-state cycle consisting of the state 1000 and its cyclic permutations; and a 2-state cycle consisting of the states 1010 and 0101.

Our first important observation is that the definition of reliability employed by Klemm and Bornholdt assumes the time delay for an element is the same regardless of whether an input is turning ON or OFF. The breaking of this symmetry (see below) leads to different propagation speeds for positive and negative kinks, which can destroy or stabilize some marginally stable cycles. For example, the unreliable 4-cycle in Case III is stabilized if positive kinks move faster than negative kinks. Though the du-

ration of the ON pulse increases as it goes around the ring, it is cut back to τ each time the pulse passes the self-input element.

We now turn to the analysis of continuous systems described by Eqs. (1)–(4). We choose the Hill coefficient (or cooperativity) $\nu = 2$ corresponding to regulation performed by dimers [11]. We fix η , b , and d as follows in order to observe clearly identifiable OFF and ON states. For a single element that receives one input, we set

$$\begin{aligned} \eta = 1, \quad b = 8.9 \cdot 10^{-4}, \quad d = 0.0989 & \text{ for COPY;} \\ \eta = 100, \quad b = 0.099, \quad d = 0 & \text{ for INVERT.} \end{aligned} \quad (5)$$

With these choices, there are three fixed points for simple rings with only COPY elements: the all-OFF state $x = 1.12$; the all-ON state $x = 100$; and the unstable *switching value* $x = 10$. For an INVERT element, an input of 1 produces $x = 91.0$ (close to the ON value) and an input of 100 produces $x = 0.10$ (close to the OFF value) and $x = 9.70$ is an unstable fixed point.

For the self-input element, the following three cases are chosen to represent the classes of functions whose Boolean idealizations would be Cases I, II, and III above:

Case	η	b_0^1	b_1^1	b_{01}^1	d_0^1	d_1^1
I	100	0.099	0.099	0	0	0
II	1	$8.9 \cdot 10^{-4}$	$8.9 \cdot 10^{-4}$	0.02	0.0989	0.0989
III	1	$8.9 \cdot 10^{-4}$	0.099	0.02	0.0989	0

To study the asymmetry between positive and negative kinks, we derive the time it takes for a single kink to pass from one element to the next in a chain of single-input elements. The expression levels are denoted by $x_0(t), x_1(t), x_2(t), \dots$ where $x_0(t)$ serves as an input and the other elements obey Eq. (1). We assume that $x_j(t)$ has the fixed value α_j for all $t \leq 0$, with $\alpha_j = f_j(\alpha_{j-1})$ for $j = 1, 2, \dots$

If x_0 switches values, approaching β_0 at long times, each of the x_j will eventually approach a new value β_j . For mathematical convenience, we define rescaled quantities $\hat{x}_j(t) \equiv [x_j(t) - \beta_j]/(\alpha_j - \beta_j)$ and $\hat{f}_j(x) \equiv [f_j(x) - \beta_j]/(\alpha_j - \beta_j)$ with the properties $\hat{x}_j(0) = 1$ and $\hat{x}_j(t) \rightarrow 0$ for large t . We further define a specific time s_j associated with the switch from α_j to β_j by the formula

$$s_j = \int_0^\infty dt \hat{x}_j(t). \quad (6)$$

The formal solution of Eq. (1) is

$$x_j(t) = \int_{-\infty}^t du f_j(x_{j-1}(u - \tau)) e^{u-t} \quad (7)$$

for all $j \neq 0$. Substituting into Eq. (6) and subtracting s_{j-1} from both sides yields an expression for the time delay between the switching of elements $j - 1$ and j :

$$s_j - s_{j-1} = \tau + 1 + \int_0^\infty dt [\hat{f}_j(x_{j-1}(t)) - \hat{x}_{j-1}(t)]. \quad (8)$$

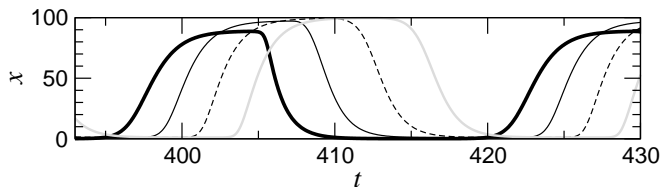


FIG. 2: Propagation of a single kink around a ring of four elements with one inverter and $\tau = 2$. The thick, thin, dashed, and grey lines represent element 1, 2, 3, and 0, respectively. Note that propagation is faster when the kink is positive and slower after the inverter converts it to a negative kink.

This delay consists of the explicit delay τ plus an intrinsic delay of unity associated with the unit coefficient of the $-x_j$ term of Eq. (1), plus an additional term that depends on the details of the input function \hat{f}_j .

For chains of identical COPY operators with the parameters specified above, it is straightforward to show that the additional delay is positive (negative) for negative (positive) kinks and therefore that positive kinks will propagate faster, which implies that an ON pulse will expand in width and an OFF pulse will shrink and disappear. By changing the parameters η , b , and d , it is possible to reverse this situation, but arranging for precisely equal propagation speeds requires fine tuning.

In the numerical simulation of Fig. 2 it is clear that the kink moves faster in its positive form than in its negative form. (To bring out the asymmetry, this figure was made for $\tau = 2$. The difference in propagation times does not depend on τ .) The asymmetry is also present in the continuous two-element rings in Ref. [12] and in the repressilator simulation of Ref. [13]. The electronic model in Ref. [14], however, does not break the symmetry because the switching level is placed symmetrically between the ON and OFF voltages.

Until now, we have neglected the fact that the propagation speed of a kink through a given element is influenced by kinks that have previously passed through. From Eq. (7), we see that $x_j(t)$ has an exponentially decaying memory of the events in $x_{j-1}(t)$. Because $f_j(x)$ is monotonic, the memory of low values of $x_{j-1}(t)$ before an ON pulse in $x_{j-1}(t)$ will speed up the effect of the falling edge of that pulse. The interaction shortens the pulse duration at $x_j(t)$, and monotonicity of f_j ensures that the effect is stronger for shorter pulses. Similar reasoning shows that an OFF pulse will also be shorter than expected from Eq. (8) alone.

In a chain of COPY operators, different propagation speeds of positive and negative kinks will lengthen (shorten) a traveling ON (OFF) pulse. In a chain that contains inverters arranged such that a single pulse spends equal amounts of time in its ON and OFF configurations, the asymmetry between positive and negative kinks alone may not change the average pulse duration, but the pulse would still be shortened by the memory effect.

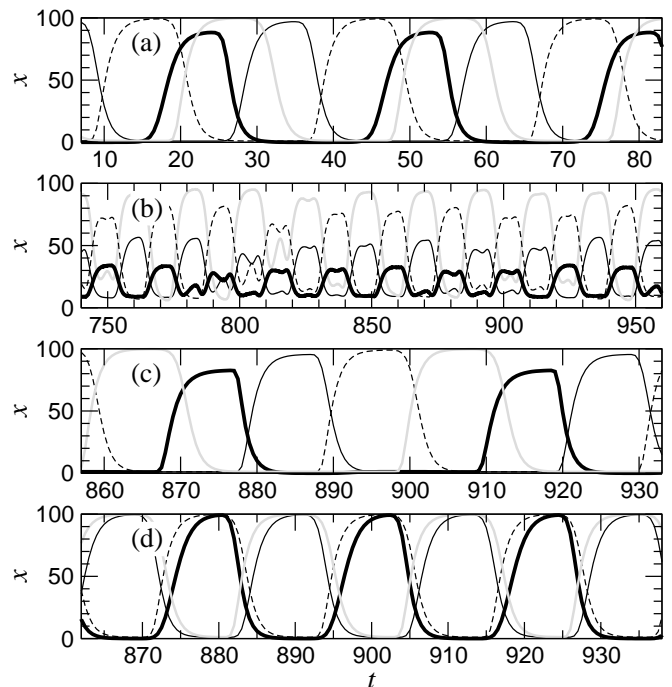


FIG. 3: Time series for Cases I (a), II (b), and III (c and d), with $\tau = 10$. The thick, thin, dashed, and grey lines represent element 1, 2, 3, and 0, respectively. Case I shows non-synchronous timing stabilization due to memory effects (with time axis labels shifted by 10^6 to account for a long transient). Case II shows an inherently non-Boolean attractor. Case III shows (c) single pulse and (d) double pulse attractors, both of which are unreliable in a Boolean network.

Because the strength of the memory effect increases as two kinks approach each other, a pulse or other sequence of kinks cannot propagate stably on a chain of single-input elements — only a single kink can have a stable shape as it advances. For simple rings, then, stable attractors must have only zero or one kink. These two possibilities correspond to the fixed points and single-kink cycles of the autonomous Boolean systems.

For rings with one self-input (Fig. 1), the situation is more complicated. First, note that the analysis of pulse propagation gives a quantitative measure of the asymmetry discussed above. The asymmetry enables some attractors classified as unreliable by the (symmetric) Boolean analysis to be stable in the continuous system. Second, memory effects associated with multiple inputs to a single element can lead to repulsion between pulses and stabilization of new attractors related to synchronous Boolean ones but with shifts in the timing between pulses. Finally, the attractors captured by the above analysis occur only for sufficiently large τ . For small τ , one finds fixed points and attractors that have no natural correspondence with the Boolean systems.

We studied the three cases numerically using an integration scheme that takes advantage of the structure of Eq. (7). (See Fig. 3.) In Case I, we observe a

long transient that corresponds to the unreliable attractor observed in the synchronous Boolean network. The transient eventually gives way to a stable attractor involving two pulses separated in time by approximately $(5/2)(\tau + 1)$, an example of the stabilization of an intermediate inter-pulse interval where the synchronous Boolean attractor has pulses separated in time by alternating intervals of 2 and 3 time steps. We note in passing that the path by which the continuous system arrives at the attractor is rather robust: for a wide range of initial conditions, the system goes to the Boolean-like transient in a short time and then gradually shifts to the attractor.

In Case II, two attractors are observed: the fixed point and an oscillatory attractor that appears to be aperiodic. The latter behavior is sensitive to intermediate variable values and is thus inherently non-Boolean. In Case III, we observe one fixed point and two limit cycles, corresponding to each of the three Boolean attractors, with no long transients. The limit cycles are unreliable in the Boolean case but stable in the continuous case — examples of stabilization due to asymmetry in kink propagation speeds and a pulse-shortening self-input element. The difference in pulse height in the two limit cycles is due to the dependence of $f_1(x_0, x_1)$ on small variations in x_1 when x_0 is nominally ON and x_1 is nominally OFF. The variations in the OFF-state of x_1 are caused by the delayed self-input that suppresses the OFF-state during a time of approximately τ following each pulse. In the limit cycle with two pulses, the suppression is still active when the next pulse starts. This is not the case for the single-pulse attractor and the slightly higher OFF-state leads to a suppression of the pulse height.

The above observations remain valid for all sufficiently large values of τ . For small τ , the systems studied have only fixed point attractors. As τ is increased, the oscillatory attractors are born by means of saddle-node bifurcations of cycles [15] in Cases II and III. In Case I, a subcritical bifurcation to a state with period near $3 \times (5/2)(\tau + 1)$ is followed by a subcritical, symmetry-restoring bifurcation with period near $(5/2)(\tau + 1)$.

Our study of simple and single-self-input rings has elucidated some important non-Boolean features of continuous systems: (1) an asymmetry in the reaction time for an element depending on and whether an input switches ON or OFF; (2) deviations from pure ON and OFF-states; and (3) memory effects due to the exponential decay of variables to their steady state values for fixed inputs. Features 1 and 2 are weakly influenced by the time between switching events, whereas the effects of feature 3 decay exponentially with that time. These features are crucial for stabilization and destabilization of oscillations in the systems we have investigated.

The non-Boolean effects discussed in this paper may be directly relevant for understanding cell cycle oscillations in yeast, where there is evidence for a transcrip-

tional oscillator and recent proposals for the genes involved suggest a fundamental ring of four elements with multiple feed-forward and feedback links [16]. We have seen, for example, that a pulse of activity may propagate stably in such networks even where Boolean reasoning suggests otherwise. In systems where distinct elements have significantly different time delays, we expect additional deviations from the dynamics in synchronous or autonomous Boolean networks. Future studies along these lines should elucidate the behavior of larger rings and more complex network structures.

We thank S. Kauffman, A. Ribeiro, and M. Andrecut for stimulating conversations and the U. Calgary Inst. for Biocomplexity and Informatics for hosting extended visits by Samuelsson and Socolar. This work was supported by the National Science Foundation through Grant No. PHY-0417372 and the Graduate Research Fellowship Program.

-
- [1] E. H. Davidson, *The regulatory genome: gene regulatory networks in development and evolution* (Academic Press, 2006).
 - [2] M. Aldana-Gonzalez, S. Coppersmith, and L. P. Kadanoff, *Boolean Dynamics with Random Couplings in Perspectives and Problems in Nonlinear Science*, edited by E. Kaplan, J. E. Marsden and K. R. Sreenivasan (Springer, New York, 2003), p. 23.
 - [3] F. Greil and B. Drossel, *Phys. Rev. Lett.* **95**, 048701 (2005).
 - [4] A. A. Moreira and L. A. N. Amaral, *Phys. Rev. Lett.* **94**, 218702 (2005).
 - [5] U. Paul, V. Kaufman, and B. Drossel, *Phys. Rev. E* **73**, 026118 (2006).
 - [6] B. Samuelsson and J. E. S. Socolar, *Phys. Rev. E* **74**, 036113 (2006).
 - [7] J. Kesseli, P. Rämö, and O. Yli-Harja, *Phys. Rev. E* **74**, 046104 (2006).
 - [8] M. Aldana and P. Cluzel, *Proc. Natl. Acad. Sci. USA* **100**, 8710 (2003).
 - [9] K. Klemm and S. Bornholdt, *Phys. Rev. E* **72**, 055101(R) (2005).
 - [10] H. Flyvbjerg and N. J. Kjør, *J. Phys. A: Math. Gen.* **21**, 1695 (1988).
 - [11] M. Andrecut and S. A. Kauffman, *New J. Phys.* **8**, 148 (2006).
 - [12] K. Klemm and S. Bornholdt, *Proc. Natl. Acad. Sci. USA* **102**, 18414 (2005).
 - [13] M. B. Elowitz and S. Leibler, *Nature* **403**, 335 (2000).
 - [14] L. Glass, T. J. Perkins, J. Mason, H. T. Siegelmann, and R. Edwards, *J. Stat. Phys.* **121**, 969 (2005).
 - [15] S. H. Strogatz, *Nonlinear Dynamics and Chaos: With Applications to Physics, Biology, Chemistry, and Engineering* (Westview Press, 2000).
 - [16] T. Pramila, W. Wu, S. Miles, W. S. Noble, and L. L. Breeden, *Genes & Dev.* **20**, 2266 (2006).