

Neuronal networks and controlled symmetries, a generic framework

Léonard Gérard and Jean-Jacques Slotine

Abstract

The extraordinary computational power of the brain may be related in part to the fact that each of the smaller neural networks that compose it can behave transiently in many different ways, depending on its inputs. Mathematically, input continuity helps to show how a large network, constructed recursively from smaller blocks, can exhibit robust specific properties according to its input. By extending earlier work on synchrony and symmetry, we exploit input continuity of contracting systems to ensure robust control of diverse spatial and spatio-temporal symmetries of the output signal in such a network.

1 Introduction

The brain is often described as being composed in part of a very large number of small “identical” functional units [1]. Cortical computation, for instance, is commonly viewed as being organized around cortical columns [2, 3, 4, 5]. In this context, a frequent suggestion is that the astounding overall computational power of the brain may be related to some sort of combinatorial complexity [6], and to the fact that each part of the brain is reused for different computations.

At the level of individual units, although high behavioral variety could be explained by some learning process [7, 8, 9, 10] or internal change, it is unlikely that such changes occur in very short periods of time. Instead, the most efficient source of behavioral variety could be simply to have a high input dependency, exploiting the nonlinearity of biological neural networks. In other words, depending on its input, a functional unit could behave in very diverse ways, though remaining stable and robust against noise and small variations in the input.

Intuitively, it is also known that sensory “input” enrolls only 5% or so of the connections to the thalamus [11], and that a similarly small percentage describes connections from the thalamus to

input cortical layers [12]. Recent research suggests that this “paucity of input” between different regions of the brain is actually quite general [13].

Inspired by this, we will try in the second section of the paper to draw a generic framework allowing to observe neural systems under some “controlling” input. To this effect, we introduce “input continuity” analysis which will provide a way to describe the properties of a unit’s output knowing the properties of its input. This framework has broader possible uses and applications than used in this paper and will be discussed at the end of the paper. The main use of the “input continuity” will be its link with contracting systems [14], giving us a simple way, in the third part of the paper, to demonstrate with toy exemples some interesting results about symmetries and contracting systems, results exposed in the first part of the paper.

Indeed the study of symmetries is important in dynamical systems [15, 16] and more specifically in neural networks. Their influences over synchrony and polysynchrony (concurrent synchronization), concepts playing an important role in neurobiology [17, 18, 19]. To this matter we will try to cover some different type of symmetry and to give some interesting tools to ensure spatio-temporal symmetry propeties.

2 Contraction

Essentially, a nonlinear time-varying dynamic system will be called *contracting* if initial conditions or temporary disturbances are forgotten exponentially fast, i.e., if trajectories of the perturbed system return to their nominal behavior with an exponential convergence rate. It turns out that relatively simple algebraic conditions can be given for this stability-like property to be verified, and that this property is preserved through basic system combinations.

A nonlinear contracting system has the following properties [14, 20, 21, 22]

- global exponential convergence and stability are guaranteed
- convergence rates can be explicitly computed as eigenvalues of well-defined symmetric matrices
- robustness to variations in dynamics can be easily quantified

Our general dynamical systems will be in \mathbb{R}^n , deterministic, with f a smooth non linear function.

$$\dot{x} = f(x, t) \tag{1}$$

The basic theorem of contraction analysis, derived in [14], can be stated as:

Theorem 1 (Contraction). *Denote the Jacobian matrix of f with respect to its first variable by $\frac{\partial f}{\partial x}$. If there exists a square matrix $\Theta(x, t)$ such that $\Theta(x, t)^T \Theta(x, t)$ is uniformly positive definite and the matrix*

$$F = \left(\dot{\Theta} + \Theta \frac{\partial f}{\partial x} \right) \Theta^{-1}$$

is uniformly negative definite, then all system trajectories converge exponentially to a single trajectory, with convergence rate $|\sup_{x,t} \lambda_{\max}(F)| > 0$. The system is said to be contracting, F is called its generalized Jacobian, and $\theta(x, t)^T \Theta(x, t)$ its contraction metric.

It can be shown conversely that the existence of a uniformly positive definite metric

$$M(x, t) = \Theta(x, t)^T \Theta(x, t)$$

with respect to which the system is contracting is also a necessary condition for global exponential convergence of trajectories [14]. Furthermore, all transformations Θ corresponding to the same M lead to the same eigenvalues for the symmetric part F_s of F [21], and thus to the same contraction rate $|\sup_{x,t} \lambda_{\max}(F_s)|$.

Remark 2.1. In the linear time-invariant case, a system is globally contracting if and only if it is strictly stable, and F can be chosen as a normal Jordan form of the system with Θ the coordinate transformation to that form [14].

Remark 2.2. Contraction analysis can also be derived for discrete-time systems and for classes of hybrid systems [20].

Finally, it can be shown that contraction is preserved through basic system combinations (such as parallel combinations, hierarchies, and certain types of negative feedback, see [14] for details)

Conventions throughout this paper: For simplicity we will always assume a *constant* contraction metric. Furthermore, the norm $\|\cdot\|$ will refer to the weighted euclidian norm $\|\Theta \cdot\|$.

2.1 Contraction toward a linear subspace

The main theorem of [23] gives us the ability to prove contraction of all solutions to a subspace \mathcal{M} of the state space. It is a powerful tool that we will use in the symmetry studies, and can be stated as

Theorem 2. *Consider a linear flow-invariant subspace \mathcal{M} of the system ($f(\mathcal{M}) \subset \mathcal{M}$) and the associated orthonormal projection matrix $U^T U$ (we have $V^T V + U^T U = I_n$ and $x \in \mathcal{M} \iff Vx = 0$). All trajectories of the system converge exponentially to \mathcal{M} if the system*

$$\dot{y} = Vf(V^T y, t) \tag{2}$$

is contracting with respect to a constant metric. If furthermore we denote the contraction rate for (2) by $\lambda > 0$, then the convergence to \mathcal{M} will be exponential with rate λ .

We will call the above condition *f* contraction toward \mathcal{M} .

Remark 2.3. The theorem uses mainly two independent hypotheses

- Contraction condition of Equation 2 : *f* contracts toward \mathcal{M}
- Invariance condition of \mathcal{M} : $f(\mathcal{M}) \subset \mathcal{M}$

2.2 Contraction yields robustness

It can be shown that (see section 3.7 in [14] for a proof and generalisation)

Theorem 3 (Contraction and robustness). *Consider a contracting system $\dot{x} = f(x, t)$, with a constant metric Θ and contraction rate λ . Let $P_1(t)$ be a trajectory of the system, and let $P_2(t)$ be a trajectory of the disturbed system*

$$\dot{x} = f(x, t) + d(x, t)$$

Then the distance $R(t)$ between $P_1(t)$ and $P_2(t)$ verifies $R(t) \leq \sup_{x,t} \|d(x, t)\|/\lambda$ after exponential transients of rate λ .

3 Symmetries and contraction

The symmetries of a neural network, defined in a broad sense, can reflect important properties. There are many different ways to express symmetries, such as symmetry of the input, the output, or the system, all of which are usually interdependent.

3.1 Permutation, discrete operators

Consider a dynamical system $\dot{x} = f(x, t)$. A permutation γ in the state space defines two usual “symmetries” :

- symmetry of the system state: if $x = \gamma x$, we will say that x is γ -symmetric

- symmetry of the dynamical system : if $\gamma f = f\gamma$, we will say that f is γ -equivariant [16]

More specifically, consider $x \in E = \mathbb{R}^n$, and write x as $x = (x_1, x_2, \dots, x_n)$ over some basis \mathcal{B} . The action of a symmetry γ on (E, \mathcal{B}) is defined by $\gamma x = (x_{\gamma(1)}, \dots, x_{\gamma(n)})$.

Decompose γ into disjoint non-trivial cycles,

$$\gamma = \sigma_0 \circ \sigma_1 \dots \sigma_p$$

and decompose the space accordingly as

$$E = \mathbb{R}^n = E_{\sigma_0} \times E_{\sigma_1} \times \dots \times E_{\sigma_p} \times E_{I_q}$$

with E_{σ_i} the space of action of σ_i .

Thus, γ symmetry of the state space describes *concurrent synchronisation*: in each subspace E_{σ_i} the solution is synchronous, thus yielding p co-existing synchronous assemblies, as illustrated in Figure 1.

$$\begin{aligned} \gamma &= (01)(23)(4) \\ E &= E_{(01)} \times E_{(23)} \times \mathbb{R} \\ x &= (x_0, x_1, x_2, x_3, x_4) \\ \gamma x &= (x_1, x_0, x_3, x_2, x_4) \end{aligned}$$

We have f γ -equivariant, indeed $\gamma f = f\gamma$:

$$\begin{aligned} f_2(x_0, x_1, x_2, x_3, x_4) &= f_1(x_1, x_0, x_3, x_2, x_4) \\ f_1(x_0, x_1, x_2, x_3, x_4) &= f_2(x_1, x_0, x_3, x_2, x_4) \\ f_4(x_0, x_1, x_2, x_3, x_4) &= f_3(x_1, x_0, x_3, x_2, x_4) \\ f_3(x_0, x_1, x_2, x_3, x_4) &= f_4(x_1, x_0, x_3, x_2, x_4) \\ f_5(x_0, x_1, x_2, x_3, x_4) &= f_5(x_1, x_0, x_3, x_2, x_4) \end{aligned}$$

And γ symmetry of x would be synchrony of x_0 with x_1 and x_2 with x_3 :

$$\left. \begin{aligned} x_0 &= x_1 \\ x_2 &= x_3 \end{aligned} \right\} \iff x = \gamma x$$

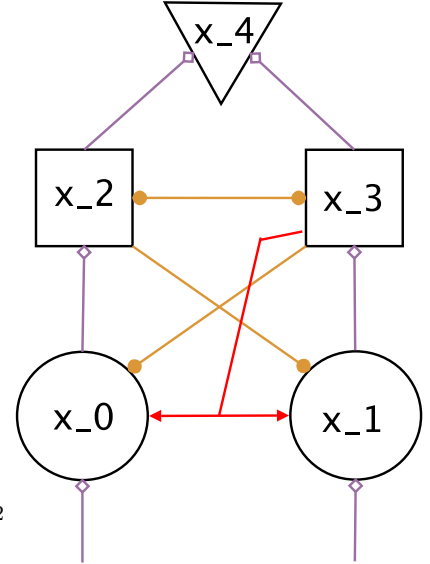


Figure 1: Toy example which could modelise a three layered network.

3.2 Lie group, linear operators

To look at more generic symmetries (such as e.g. permutations), we keep the same concept of symmetry and equivariance, but now with γ a linear operator (see for example [15] also using linear operators). By extension, x γ -symmetric will now mean that x belongs to the linear subspace $\mathcal{M}_\gamma = \{x, x = \gamma x\}$.

Recall first the standard result

Lemma 3.1. *f is γ equivariant $\implies \mathcal{M}_\gamma$ flow invariant*

Proof. if $x \in \mathcal{M}_\gamma$ and f is γ -equivariant : $\dot{x} = f(x) = f(\gamma x) = \gamma f(x) = \gamma \dot{x}$ □

In this context, we can thus write Theorem 2 as

Lemma 3.2. *If \mathcal{M}_γ is flow-invariant by f (or sufficiently, by Lemma 3.1, if f is γ -equivariant) and f contracts toward \mathcal{M}_γ , then all solutions $x(t)$ converge exponentially to γ -symmetric trajectories.*

We will denote by $V_\gamma^T V_\gamma$ the orthogonal projector on \mathcal{M}_γ^\perp .

3.3 Generic γ operator

With no condition on the type of operator γ acting on the state space :

Lemma 3.3. *If f is γ -equivariant and contracting, all solutions converge exponentially to a unique γ -symmetric trajectory $x(t)$.*

Proof. Since the system is contracting all solutions converge exponentially to a single solution $x(t)$. But $\gamma x(t)$ is also a solution :

$$\frac{d}{dt}(\gamma x(t)) = \gamma \dot{x}(t) = \gamma f(x, t) = f(\gamma x, t)$$

hence $x(t) \rightarrow \gamma x(t)$ exponentially. □

As these lemmas show, the more γ generic is, the stronger the contraction condition. However, an important remark is that the two main hypotheses in lemma 3.3 are *independent*, in the sense that once we have proved f to be contracting, changing the equivariance of f without changing its contraction property can allow us to exhibit different symmetries in the output, as we shall discuss further in Section 5.2.

Finally, in lemma 3.1 the contraction condition depends explicitly on γ . We now show how to avoid this dependence if the context so requires.

3.4 \mathcal{M}_{all} and \mathcal{M}_\cap spaces

We will see how transform the contraction condition of lemma 3.1 to make it independent of the symmetry condition, or at least allowing to have the theorem hold with a set Γ of different symmetries. The main lemma is :

Lemma 3.4. *Consider two linear subspaces \mathcal{M} and \mathcal{M}_2 , with $\mathcal{M} \subset \mathcal{M}_2$. If f contracts toward \mathcal{M} , then f contracts toward \mathcal{M}_2 .*

More precisely, let V^TV (resp. $V_2^TV_2$) be an orthogonal projector onto \mathcal{M}^\perp (resp. \mathcal{M}_2^\perp), U a partial isometry ($UU^T = I_{E_{\mathcal{M}_2^\perp}}$). If f contracts toward \mathcal{M} with constant metric Θ , then f contracts toward \mathcal{M}_2 with constant metric $\Theta_2 = U\Theta VV_2^T$

See proof in annex (7.5.1) and remarks (3.1,3.2)

Lemma 3.5. *The choice of V to represent the orthogonal projector has no effect on the contraction toward \mathcal{M}^\perp .*

See proof in annex (7.5.2). The proof also shows that, by contrast, using a non orthogonal projector $V_2 = TV$ with T square invertible is not sufficient in general.

Remark 3.1. The above lemma shows that the contraction condition toward a subspace is preserved when applying an isometry M to the projector V . Moreover one can also trivially change the metric with an isometry :

$$M\Theta VfV^T\Theta^{-1}M^T < 0 \iff \Theta VfV^T\Theta^{-1} < 0 \iff \Theta MVfV^TM^T\Theta^{-1} < 0$$

Remark 3.2. U^T is basically the partial isometry embedding $E_{\mathcal{M}_2}$ in $Im(\Theta VV_2^TE_{\mathcal{M}_2})$ which is of the same dimension but in a bigger space. As is Θ_2 , U is defined up to isometries. So that we would be tempted to set $U^T = \Theta VV_2^T$ but this is possible only when Θ is an isometry itself. In particular when $\Theta = Id$ we can set $U^T = VV_2^T$ giving us $\Theta_2 = Id$

The main consequence of lemma 3.4 is the ability to determine a sufficient contraction condition for a set Γ of symmetries. Indeed we just showed that a sufficient contraction condition would be the contraction toward $\mathcal{M}_\cap = \bigcap_{\gamma \in \Gamma} \mathcal{M}_\gamma$. Then the system will actually contract to a subspace included in the intersection of the flow invariant subspace and \mathcal{M}_\cap . The control idea will mainly rely on this joint action.

The easiest and most current \mathcal{M}_\cap will be the one sufficient for all permutations : the subspace of full synchrony \mathcal{M}_{all} . Moreover this contraction condition will be quite easy to prove using the eventual symmetry of the system. To have more insight into the kind of computation that contraction toward \mathcal{M}_{all} is, see Section 7.2.

In the generic linear case, it is harder to find a non trivial unifier like \mathcal{M}_{all} , since the intersection of all linear subspaces is reduced to $\{0\}$, corresponding to the contraction of the full system. But nonetheless the idea remains when considering for exemple all the linear subspaces containing a core linear subspace, If we have the contraction condition toward this core linear subspace, then flow-invariance of one subspace including the core will result in contraction to this flow-invariant subspace.

In summary, the main theorem we will use can be stated as

Theorem 4. *Consider a γ -equivariant equivariant system, and assume one of the following contraction properties (sorted by decreasing strength)*

- *Contraction of the system*
- *with γ a linear operator, contraction toward \mathcal{M}_γ*
- *with γ a permutation, contraction toward \mathcal{M}_{all}*

Then all solutions converge exponentially to a γ -symmetric trajectory $x(t)$.

Remark 3.3. Recall from Lemma 3.2 that for the last two contraction conditions, the γ -equivariance hypothesis can be weakened to flow-invariance.

Although we chose to highlight the \mathcal{M}_{all} space, the earlier discussion about lemma 3.4 generalizes the condition to linear operators and other subspaces.

Remark 3.4. All the symmetries of f will be transferred to the trajectory, meaning *the system will maximize synchrony* : for example, if f is $(0, 1)$ -equivariant and $(1, 2)$ -equivariant then the system will lead to $x_0 = x_1 = x_2$.

3.5 Spatio-temporal symmetries

We study here spatio-temporal symmetries, inspired by the theory developed by Golubitsky et al. [16, 24, 25, 26]. We define a *spatio-temporal symmetry* $h = (\gamma, T)$ a spatial symmetry γ combined to a period T and its action by

$$hx(t) = \gamma x(t + T)$$

Unlike the H/K theorem of Golubitsky et al. [24, 26], we do not restrict ourselves to discrete spatial symmetries (permutations), but, to some operator γ such as there exists an integer p_γ , called the order of γ , such that $\gamma^{p_\gamma} = 1$.

To illustrate this consider a 3-ring with the h -symmetry :

$$\gamma \begin{pmatrix} x_1 \\ x_2 \\ x_3 \end{pmatrix} = \begin{pmatrix} \frac{1}{\sqrt{2}}(x_1 + x_3) \\ x_2 \\ \frac{1}{\sqrt{2}}(x_3 - x_1) \end{pmatrix} \quad \text{so} \quad \gamma^2 \begin{pmatrix} x_1 \\ x_2 \\ x_3 \end{pmatrix} = \begin{pmatrix} x_3 \\ x_2 \\ -x_1 \end{pmatrix} \quad \text{and} \quad (\gamma^2)^4 = id$$

x is h -symmetric when :

$$hx(t) = x(t) \iff \begin{cases} x_1(t) = \frac{1}{\sqrt{2}}(x_1(t+T) + x_3(t+T)) \\ x_2(t) = x_2(t+T) \\ x_3(t) = \frac{1}{\sqrt{2}}(x_3(t+T) - x_1(t+T)) \end{cases}$$

There is a strong interaction between x_3 and x_1 but interestingly $hx(t) = x(t) \implies x_1(t) = x_1(t+8T)$ and for $x_1(0) \neq 0, x_1(t) \neq x_1(t+T) \neq$ the same holds for x_3 but $x_2(t) = x_2(t+T)$. This shows that two different rhythms have to coexist.

We consider now f a h -equivariant dynamical system :

$$\dot{x} = f(x, t) \quad \text{with} \quad f(\gamma x(t), t) = \gamma f(x(t), t+T) \quad (3)$$

Theorem 5. *If f is contracting and h -equivariant, then after transients the solutions are $p_\gamma T$ periodic and exhibit the spatio-temporal symmetry h .*

Basically, all the solutions tend to a periodic solution $x_p(t)$ with the symmetry h ($x_p(t) = \gamma x_p(t+T)$).

Proof. If $x(t)$ is a solution, we show that $\gamma x(t+T)$ is also a solution:

$$\frac{d}{dt}(\gamma x(t+T)) = \gamma \dot{x}(t+T) = \gamma f(x(t+T), t+T) = f(\gamma x(t+T), t)$$

Then, since f is contracting, we have $x(t) \rightarrow \gamma x(t+T)$ exponentially fast. This in turn shows that the solution tends to a periodic signal exponentially : by transitivity

$$x(t) \rightarrow \gamma^{p_\gamma} x(t + p_\gamma T) = x(t + p_\gamma T)$$

we get $\forall t \in [0; p_\gamma T]$ $x(t + np_\gamma T)$ is a Cauchy sequence, and therefore the limiting function $\lim_{n \rightarrow \infty} x(t + np_\gamma T)$ exists, which completes the proof. \square

4 Input continuity

4.1 Input continuity motivations

The last section give us property of the output of contracting dynamical systems expressed as $\dot{x} = f(x, t)$. This formulation is not convenient, indeed it is self-sufficient and thus x with f would have to model everything : the whole network and its environnement. Moreover a contracting system gives a unique solution (at least unique in the contracting space which can be only \mathcal{M}^\perp see theorem 2). To solve this issue we will observe f under the influence of some input u :

$$\dot{x}(t) = f(x(t), u(t), t) \quad (4)$$

So that the former system defined by $f(\bullet, t)$ becomes $f(\bullet, u(t), t)$. The state vector x models the system we want to study. It can be for example the variables of a neuron model, of a small neural network or even of a neural mass model. The input u doesn't represent all the input of the actual system, the rest of the actual input is hidden as before inside the function f . This choice underline the fact that we want to study the system response to a decisive part u of the actual input.

The response to u of the system will be some output s defined by the state of the system. Typically we will use $s(t) = x(t)$ or some projection of the state $s(t) = Px(t)$.

With this point of view we introduce *input continuity* analysis, in order to describe the properties of a system's output knowing the properties of its input while ensuring stability and robustness. These local studies will be like some "Lego" brick that we can plug together to get a bigger brick. Indeed the brain's architecture is largely modular, if we want to be able to construct or study big neuronal networks, we will need to play a sort of "Lego" game. This is what Nature seems to have done in the course of evolution, re-using existing blocks, changing them and mainly composing all of these small units in a bigger network as we can observe in mammals and especially in the human brain [1, 6, 2, 3, 4, 5]. We have then to be able to draw the main properties of each module we use in the network, and ensure that we can compose them to construct bigger network in which we can prove properties using the one we have from the smaller blocks see 7.1.1. Then the idea is to control its output with the input to get the property that we want see Section 5. In an in vivo situation, we can see all the feedback loops from the upper part of the brain to the bottom part of the brain as control inputs u , but also the input from the bottom to the top, and every other connections.

We want to be able to say two things, first "if u has this property then s will have that property" and secondly "if the input u is close to an ideal input u' then s will be close to the ideal output s' ". This will be formalized by the notion of "input continuity" :

$$\forall \epsilon \geq 0, \exists \eta \geq 0 \text{ such as } d_1^t(u', u) \leq \eta \implies d_2^t(s', s) \leq \epsilon \quad (5)$$

d_1^t (resp. d_2^t) is a pseudo distance of the space of the input u (resp. the output s). This pseudo distances help us to define the notion of being close as traditionally but also the properties corresponding to the chosen pseudo distance : if $d_1^t(u', u) = 0$, then u and u' are in the same class defining some property see Section 7.1.2 for details. We thus remark that the choice of the distance depends heavily on what we want to exhibit. Some interesting exemples are shown in Section 7.1.3.

Depending greatly on the distance we use, input continuity will be a tool to ensure robustness of specific properties of the output given the properties of the input.

4.2 Input continuity and contraction

There is no generic way to show input continuity of a system. Depending on the type of system (discrete or continuous) and the distance we use, we would have to examine each case we encounter. But in the case of a contracting system, we can state some powerful generic properties. This will allow us to combine the result about contraction and symmetries with the input continuity without any effort, the contraction being already an hypothesis. The main tool to study input continuity of a contracting system is its robustness.

4.2.1 Contracting systems

We will compare the perturbed state s' with a perturbed input u' and the wanted state s with perfect input u :

$$\begin{aligned}\dot{s} &= f(s, u, t) \\ \dot{s}' &= f(s', u', t) = f(s', u, t) + h(s', t) \\ \text{with } h(t) &= f(s', u', t) - f(s', u, t)\end{aligned}$$

Then, if f is contracting, we can prove with the generalized form of the robustness seen in [14] that

$$\dot{R} + |\lambda|R \leq \|h(t)\| \tag{6}$$

$$R(t) \leq e^{-\lambda(t-t_0)} R(t_0) + \int_{t_0}^t e^{-\lambda(t-\tau)} \|h(\tau)\| d\tau \tag{7}$$

with $r = s' - s$, $R(t) = \|r(t)\|$, $\|\cdot\|$ the norm of the space in which f is proved contracting with contraction rate λ . By convention we will have $R(-\infty) = 0$.

Remark 4.1. If the contraction analysis uses a metric, it is reflected in the norm $\|\cdot\|$, for instance in the case of the use of the 2-norm $\|\cdot\|_2$ and a metric Θ we will use $\|\cdot\| = \|\Theta \cdot\|_2$

We can prove the input continuity considering the space of the input signal and output signal with these two norms :

$$\|x\|_{\infty}^{-\infty,t} = \text{Sup}_{\tau < t} \{(\|x(\tau)\|)\} \quad (8)$$

$$N_{\alpha,\|\cdot\|}^{-\infty,t}(x) = \int_{-\infty}^t \|x(\tau)\| e^{-\alpha(t-\tau)} d\tau \quad \text{with } \alpha > 0 \quad (9)$$

Theorem 6. *If all the signals are bounded (even if it is not a necessary condition it is very convenient and typically the case in-vivo), f uniformly (in time) continuous and contracting, then we have the input continuity using the uniform norm (8) in both input and output space.*

Proof. From 6 we have : $\|r\|_{\infty}^{-\infty,t} \leq \frac{1}{\lambda} \|h\|_{\infty}^{-\infty,t}$, then using Heine's theorem and the compactness of the bounded signals' space, $\exists k \in \mathbb{R}$, $\|h\|_{\infty}^{-\infty,t} \leq k \|u' - u\|$. \square

The uniform norm is not useful in practice, and we will more likely use the exponentially fast past forgetting norm (9) :

Theorem 7. *If all the signals are bounded (even if it is not a necessary condition it is very convenient and typically the case in-vivo), f uniformly continuous and contracting, then we have the input continuity for $N_{\alpha,\|\cdot\|}^{-\infty,t}$ in the input space and $N_{\beta,\|\cdot\|}^{-\infty,t}$ in the output space.*

See proof in annexe 7.3.1.

Remark 4.2. When dealing with this kind of norms, Lemma 10.2 can be very convenient.

4.2.2 Systems contracting toward a subspace

With contraction toward linear subspace, we want to ensure the property "we are in \mathcal{M} " which can be easily characterised with a generic semi-norm see Section 7.1.2 for more explanations :

$$N_{\mathcal{M}}(x) = \|Vx\|$$

We can now state an adapted version of Theorem 7

Theorem 8. *If all the signals are bounded, f uniformly (in time) continuous, with Equation 2 contracting and \mathcal{M} flow-invariant, then the system is input continuous with input norm $N_{\alpha,\|\cdot\|}^{-\infty,t}$ and output pseudo norm $N_{\alpha,N_{\mathcal{M}}}^{-\infty,t}$.*

Remark 4.3. This also works of course with the uniform norm in the same way.

Proof. We can apply Theorem (7) on the contracting system (10) with space norm $\|\cdot\|$, giving us input continuity of this system with norm $N_{\alpha, \|\cdot\|}^{-\infty, t}$ (resp. $N_{\beta, \|\cdot\|}^{-\infty, t}$) as input norm (resp. output norm). Using notation of the Theorem, we can link y and x , indeed if we set $y = Vx$ we get the system

$$\dot{y} = V\dot{x} = Vf(x) = Vf(V^T y + U^T Ux) \quad (10)$$

which is contracting with respect to y , equivalently with the contraction of the system (2). Then we have $N_{\mathcal{M}}(x) = \|Vx\| = \|y\|$ so we can directly apply the result to the original system using $N_{\alpha, N_{\mathcal{M}}}^{-\infty, t}$ as output norm. \square

5 Control

Now that we have both tools at hand (input continuity and symmetry control of the output) we show through some examples how to combine them. We will follow the control idea sketched after lemma 3.4 with the power given by theorem 4 and the flexibility given by input continuity.

5.1 Main idea

Here we don't look at the natural symmetrical possible solution a system exhibits, but at what the system exhibits under what input. For the first, one can look at the H/K Theorem from Golubitsky et al. [16, 24, 25, 26].

We consider a system of the form

$$\dot{x} = f(x, t) = g(x, u(t), t)$$

where now $u(t)$ is a “control input”. We will control the symmetry of the system's output by modifying its input. To do so we will use the theorems 4 and 5 on the function f . We will need

- a symmetry condition (γ -equivariance or flow-invariance)
- a contraction condition (contraction or contraction toward a subspace)

The contraction condition (in any form) will give us input continuity as shown in section 4.2, allowing us to plug the input at any time instead of controlling the system from the beginning, and

still be exponentially close to the desired output. The symmetry condition will lead the system to a state expressing the desired symmetry.

The input can have different functions. It can determine the contraction condition as explained in the following 5.3, but also, and mainly, change the symmetries of the system, as we now detail.

5.2 Selection of spatio-temporal symmetries of the system

We first need to link the symmetries of f and those of g and u . g will be said h -equivariant if

$$g(\gamma x, \gamma y, t) = \gamma g(x, y, t + T)$$

Theorem 9. g h -equivariant and u h -symmetric $\implies f$ h -equivariant

Proof.

$$\begin{aligned} f(\gamma x(t), t) &= g(\gamma x(t), u(t), t) = g(\gamma x(t), \gamma u(t + T), t) \quad \text{by symmetry of } u \\ \gamma f(x(t), t + T) &= \gamma g(x(t), u(t + T), t + T) = g(\gamma x(t), \gamma u(t + T), t) \quad \text{by equivariance of } g \end{aligned}$$

□

In the general case, g h -equivariant is not sufficient, moreover, increasing the symmetry thanks to the input is very unlikely, since it would require an intelligent input and quite as complex as the neuron model. This is not our goal since we consider the input to be "small", and the neuron model a realistic non linear dynamical system. Thus for practical purposes the theorem is close to an equivalence. Once the symmetries Γ_g of g are determined, we can set an input with the symmetries Γ_u to control the final symmetries Γ by approximating $\Gamma \simeq \Gamma_g \cap \Gamma_u$, i.e., intersecting the symmetries of g with those we set in the input.

This approach can be illustrated on a very simple example :

$$f(x, t) = g(x, u(t), t) = \begin{cases} -x_1^3 + u_1(t) + \sin(t) \\ -x_2^3 + u_2(t) + \sin(t + \pi/3) \\ -x_3^3 + u_3(t) + \sin(t + 2\pi/3) \end{cases}$$

Here g is $h = ((1, 2, 3), \pi/3)$ -equivariant, thus also $h^2 = ((1, 3, 2), 2\pi/3)$ -equivariant and $h^3 = (id, 2\pi)$ -equivariant, etc. Taking for exemple u h^2 -symmetric, but not h -symmetric, we have f h^2 -equivariant but not h -equivariant. Note that then the solution will be 6π periodic instead of 2π periodic, and also that nothing is needed or proved about the respective phases of the different signals and elements.

This also suggests that the creation of symmetries is unlikely. If g was only h^2 -equivariant, having u h -symmetric will not make f h -equivariant, but only h^2 -equivariant.

5.3 Control of the contraction condition of the system

Having the system always contracting is in general not the best strategy, since without input it express an unique solution. Rather, typically we want to “turn on” contraction at specific times using the input. In the equation this can be represented by :

$$\dot{x} = f(x, t) - k \cdot \text{activator}(x)$$

Typically when k will be big enough and the *activator* is on we will make the system contract. We can see this as some feedback loop that we can turn on and off. Considering real neural networks, one could imagine different possibilities. Here we propose an implementation using a small circuit Figure 13 (the same as the attached example, but without delay d). A similar circuit seems to be part of many cortical cells in order to treat extracortical afferent excitations [27]. There is a main pyramidal neuron x_p connected to its inhibitory interneuron x_i . On quite good implementation of the feedback loop here would be to have enough gap junctions between both of them to make the small inhibitor be an image of the pyramidal one $x_i \simeq x_p$ considering a low treshold of firing, the feedback inhibition would have a frequency proportional to x_i giving $\dot{x}_p = f(x_p, t) - kx_i \simeq f(x_p, t) - kx_p$ but using an input on the inhibitor neuron we could turn it off by inhibiting the inhibitor. Moreover, looking at this system like $\dot{x}_p = f(x_p, t) - k \cdot \text{activator}(x_p) + k \cdot \text{activator}(x_p - x_i)$, the last term would be in a first place neglected then with thanks to the contraction and thus the input continuity for the pyramidal neuron and $N_{\alpha, \|\cdot\|}^{-\infty, t}(x_p - x_i) \ll 1$ (to be proved or biologically tested). We keep the results through the modelisation with the inhibitory interneuron. The input continuity allow us to forget exponentially fast the change in state of the activator, so that when we set the activator after transients we can consider that it has always been on.

Some examples showing the use of activated contraction with control of spatio-temporal symmetries (example of section 5.6) or simpler example like (example of section 5.4.1 or section 5.5). Then we show in more details a grid exemple using the \mathcal{M}_{all} idea. And finally we come back (section 5.7) to the interesting circuit of figure 13, in showing another very interesting behaviour of this system : the frequency selection.

5.4 Examples

Throughout this section we illustrate some of the above possibilities shown through basic examples, mostly using FitzHugh-Nagumo neural models,

$$\begin{cases} \dot{v} = v(\alpha - v)(v - 1) - w + I \\ \dot{w} = \beta(v - \gamma w) \end{cases} \quad (11)$$

$$\alpha = 6, \beta = 3, \gamma = 0.03$$

with I the synaptic input function. Although most of the time we refer to our system elements as “neurons”, one should notice that more generally the theory developed here applies to f representing neural networks, whose equations can be actually very similar to FitzHugh-Nagumo models.

5.4.1 Input giving contraction property

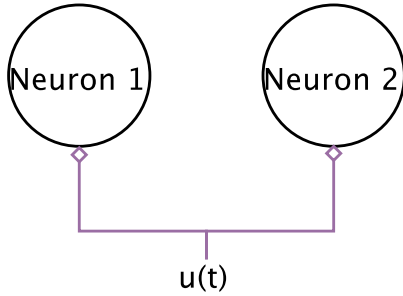


Figure 2: Synchronization thanks to the input system

We consider the network of figure 2. Neuron 1 and 2 are two independant FitzHugh-Nagumo oscillators of same function f . Figure 3 At time $t = 0$ they are not in phase and behave independently (they spike thanks to a constant external excitatory input e). We use the contracting input with the signal $u(t)$ to drive both neuron in phase from time 50 to 70, and then we remove the contracting input, the two neurons having the same dynamic stay in phase.

This mechanism can be used in principle to synchronize to regions far appart in the brain. Indeed the neurons could be in fact 2 identical networks, the connections only need to be symmetric, they could insert delay, go through auxilliary systems, etc, it would be formally the same. Here the contracting input force the two neurons to exhibit the same solution, solution determined by the auxiliary input u .

The system is for $i \in 1, 2$

$$\begin{aligned}\dot{x}_i &= f(x_i) + e + I_i \\ I_i &= \lambda step_{50,70}(u(t) - x_i)\end{aligned}$$

The step is the *activator* which is here the main control. The auxiliary input u is in the simulation 3 another spiking neuron. Moreover we have here linked u and the *activator*, since the *activator* is off when u is "off", since it would be quite fair to say that the input u sets the activator, hence the denomination "contracting input."

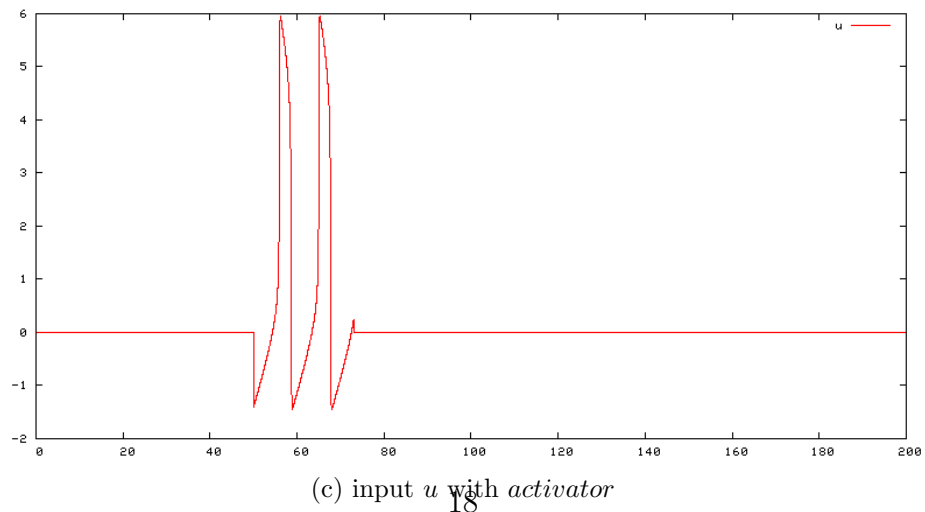
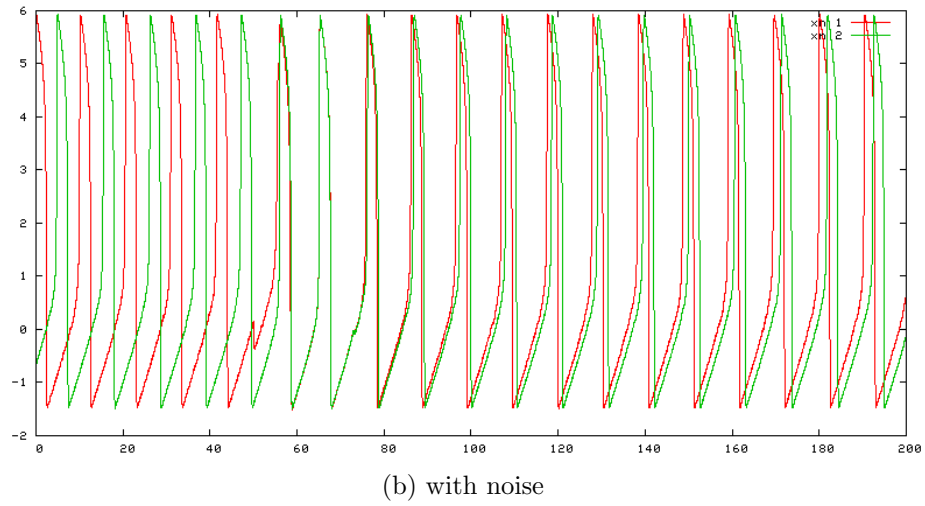
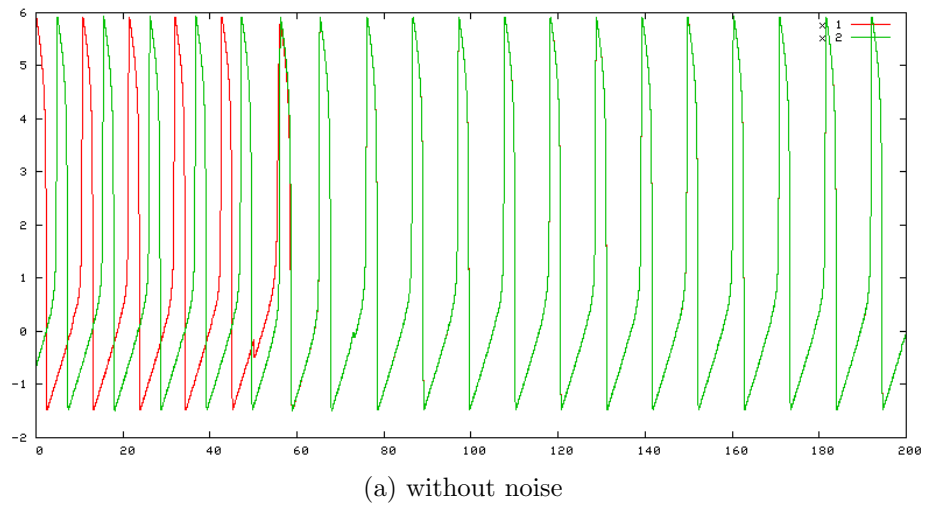


Figure 3: Synchronization thanks to the input results $\lambda = 5, e = 20, noise = 5$

5.5 Leading to unstable state : transient synchronization

Same as Figure 2 but now with an inhibitory symmetrical link between them, as we can see Figure 5 before we put the contracting input, this link leads the system to antiphase naturally. But after synchronizing by force with the input, they stay in the unstable state where they are equal during transient because of the noise.

This exemple illustrates the idea that with the input we can lead the system to a non 'natural' state, in much more complex networks this could be some basic phenomenon to allow different computations with the same network.

The system used Figure 4 :

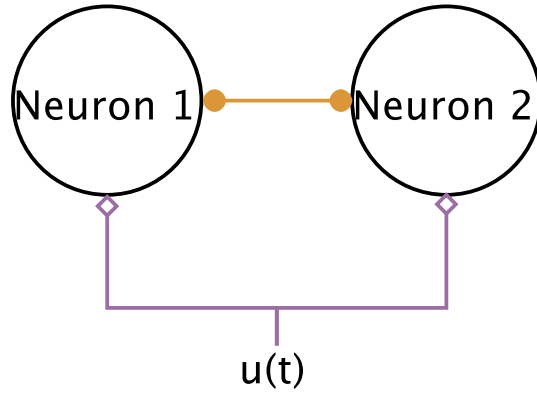


Figure 4: System for transient synchronization

$$\begin{aligned} \dot{x}_1 &= f(x_1) - \mu x_2 + e + I_1 \\ \dot{x}_2 &= f(x_2) - \mu x_1 + e + I_2 \\ I_i &= \lambda \text{step}_{75,95}(u(t) - x_i) \end{aligned}$$

Remark 5.1. In vivo they will not stay in phase forever since they get some different noise (e will be different between them) and the system is unstable, but we will still have a transient synchronisation lasting for a bit as seen in the simulation with noise.

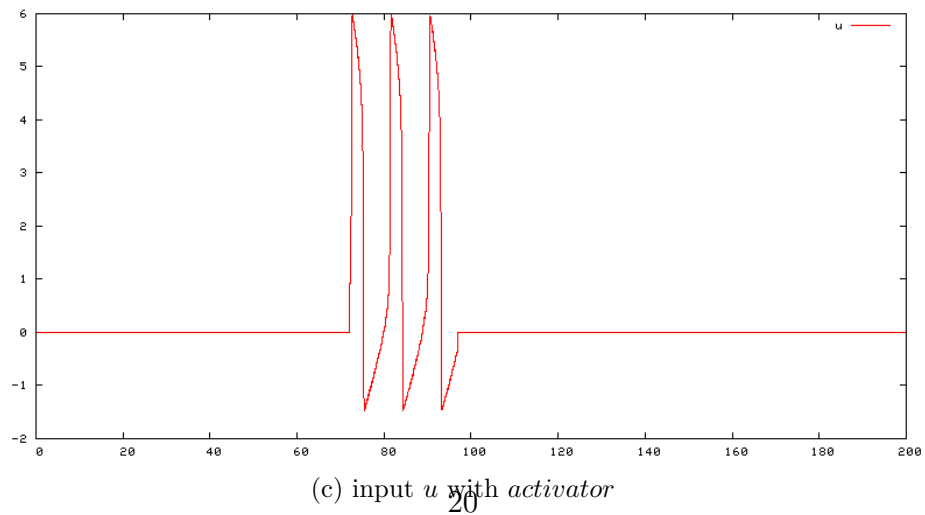
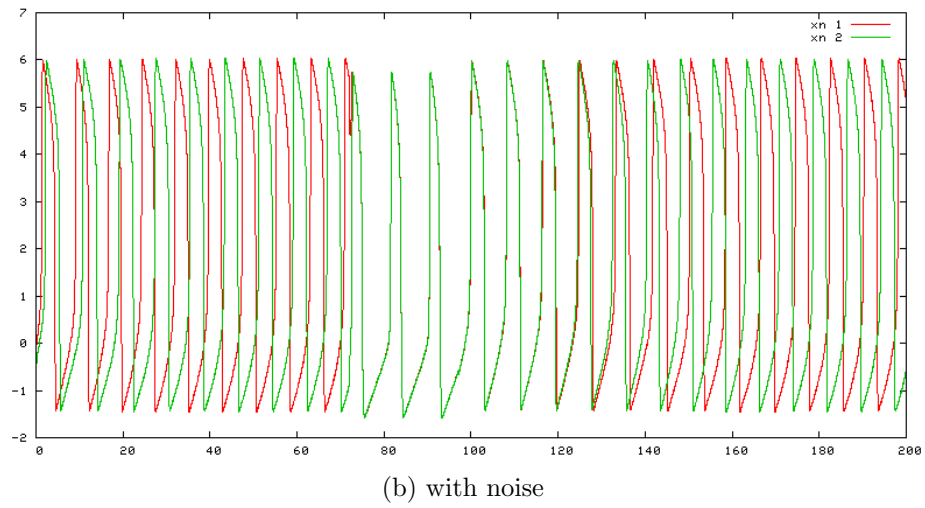
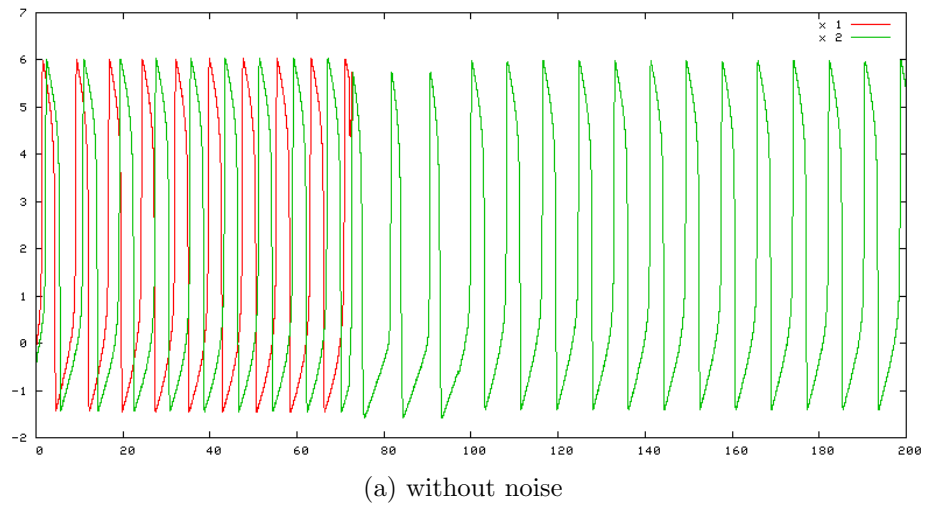


Figure 5: Transient synchronization $\mu = 0.1, \lambda = 5, noise = 5, e = 20$

5.6 Choose the spatio-temporal symmetry in a 3 ring hysteresis system

We have here Figure 6 a ring of 3 Fitzugh-Nagumo neurons, each inhibiting its right neighbour. This system as we can see Figure 7 has a stable state where none of the neurons spike (here e is not big enough to make them spike because of the overall inhibition) but also another stable state $((1, 2, 3), T/3)$ symmetric, where the neurons are spiking one after the other and each neuron has a period T (the inhibition being in the refractory period of the next one, makes the Fitzugh-Nagumo spike shortly after). To pass from one state to the other we use a contracting input function with an input signal exhibiting the symmetry we want to see, in figure 7 we lead the system to the rotating wave and then back to silence. The system

$$\begin{aligned} \dot{x}_1 &= f(x_1) - \mu x_3 + e_1 + I_1 \\ \dot{x}_2 &= f(x_2) - \mu x_1 + e_2 + I_2 \\ \dot{x}_3 &= f(x_3) - \mu x_2 + e_3 + I_3 \\ I_i &= \lambda \text{activator}(u_i(t) - x_i) \end{aligned}$$

Remark 5.2. The control input to get back to the silent mode is here a long step but can be any spatiatio-temporal identity signal (equal for neuron 1, 2 and 3). Inspired from the visual saccades involving bursting, this long step could model a high frequency burst, being here a way to reinitialize our network to a silent state before a new computation cf [28].

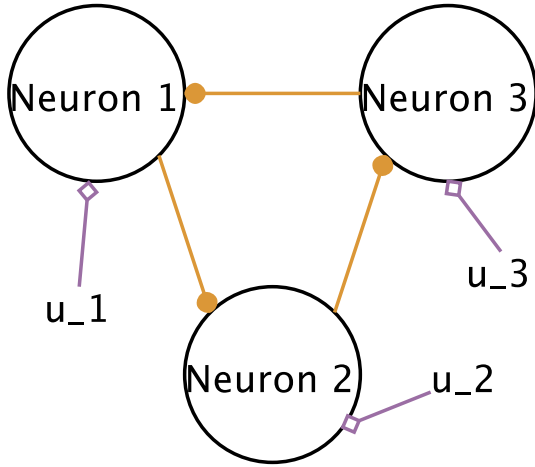


Figure 6: 3 ring hysteresis system

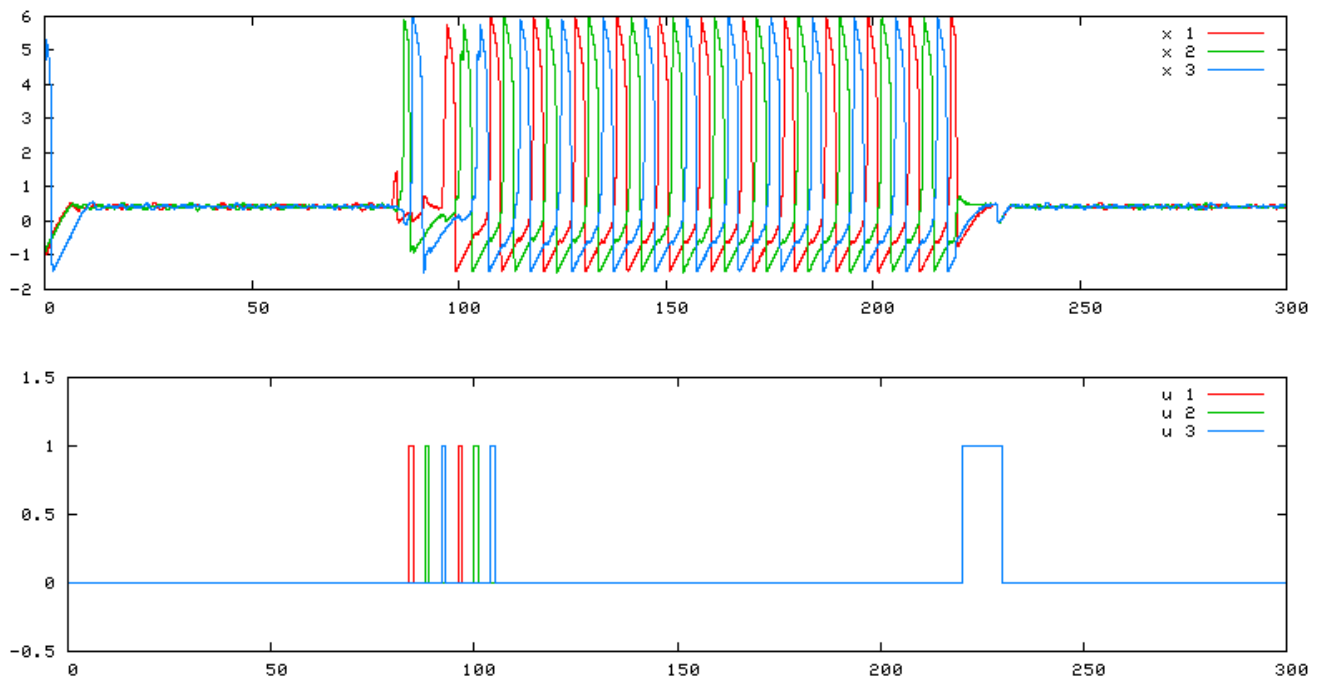


Figure 7: 3 ring hysteresis system, state selection by input

5.6.1 Grid and group selection

This exemple will try to illustrate the idea of symmetry selection without changing the contraction condition (see section 5.2) and illustrating a common issue of 2D segmentation. The concept will be to use a toric grid being contracting toward \mathcal{M}_{all} , then we will be able to select thanks to the input the wanted (but necessarily flow invariant) groups. The grid is formed with neurons connected through diffusive connections (representing gap junctions and other direct contacts between neurons) to their four closest neighbours. We will set the coupling strenght k to be strong enough to ensure contraction toward \mathcal{M}_{all} (it exists see balanced coupling in [23]). Using theorem 4 and control idea of section 5.2, the system will polysynchronize depending on the flow invariant subspaces found in the input u .

Precisely we use a 5x5 grid of identical FN neurons modelised as (11). For each run, the initial conditions are sets so that the neurons phase are spread out, as one could easily notice at the beginning of figure 9b. We will consider 2 flow invariant patterns choosen among the one we can find in [29], namely pattern 1 and 2 of figure 8, the coloring represents the wanted flow invariant groups. *input_0* (resp. *input_1*) will represent the input of the white (resp. black) neurons. To separate the two groups of neurons but also showing some interesting intereactions (we don't want all the neurons to be synchronized even if the FitzHugh-Nagumo model being a 2 dimensional model goes very easily to full synchrony with this grid connection ...) we chose (see plots in figure 9a):)

$$\begin{aligned} input_0i &= 2 \sin(2\pi t/60) + 21 \\ input_1i &= 10 \sin(2\pi t/8) - 20 \end{aligned}$$

When we will say with noise we add to the input of each neuron a random noise taking a new value between 0 and 1 each 0.05 second. With pattern 1 applied as an input, we observe without coupling the natural behaviour of the FitzHugh-Nagumo models which 'synchronize' with its input quite easily as can be observed with one group in figure 9b, but the other group doesn't synchronize, setting $k = 0.5$ as in 9c give the expected behaviour : the system is contracting to the smallest invariant subspace contained into total synchrony : the two groups appear to forget exponentially fast the onset of the input, thanks to the input continuity with integral norm, which also explains why the synchrony appears mostly during spikes where a small phase shift would give a big difference in the outputs. We then use the input to change the synchronized groups from pattern 1 to pattern 2 at time $t = 150$ see figure 10. One can notice that after this change, no synchrony only based on the input remains in one of the groups, but is retrieved using $k = 0.3$ and $k = 0.7$. First as expected the speed of convergence increase with k but also the synchrony among groups, indeed the coupling tends to synchronise groups also, during the low time of *input_0*, its associated group doesn't spike preventing also the assciated group of *input_1* to spike ($t = 220; 270$) the dual effect is seen at $t = 240$. Now let's add individual noise, see figure 11 and 12, obviously

no synchrony exists without the coupling, but with the coupling we obtain the desired grouping with some glitches allowed by the input continuity (the difference in the norms are always above a certain mean of the integral of the noises) (the same seed has been set for each run).

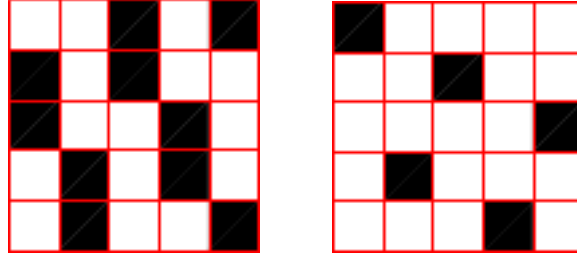
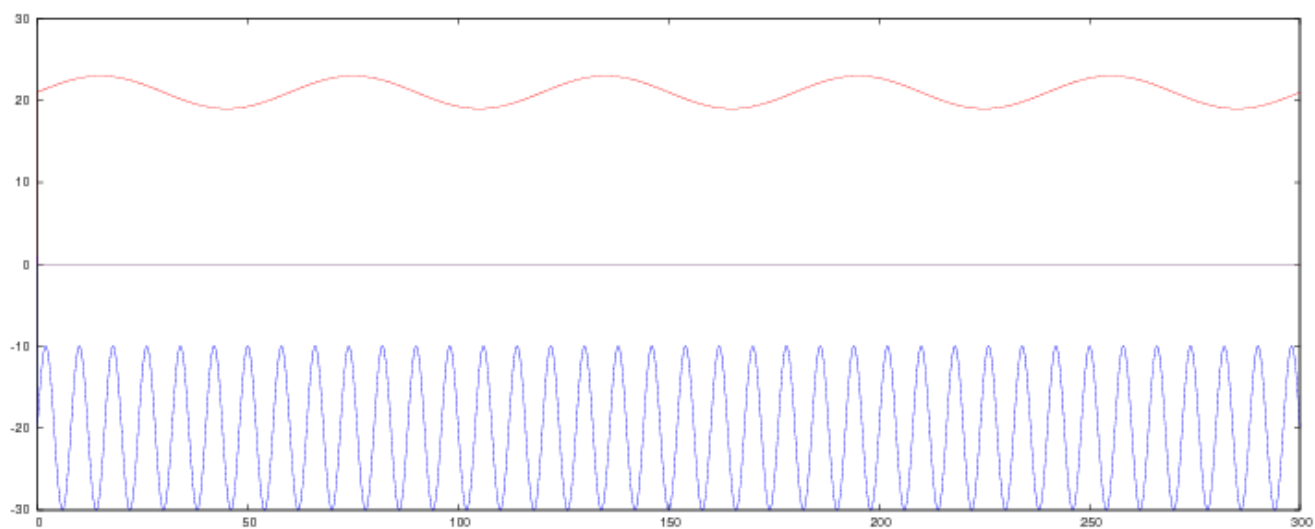
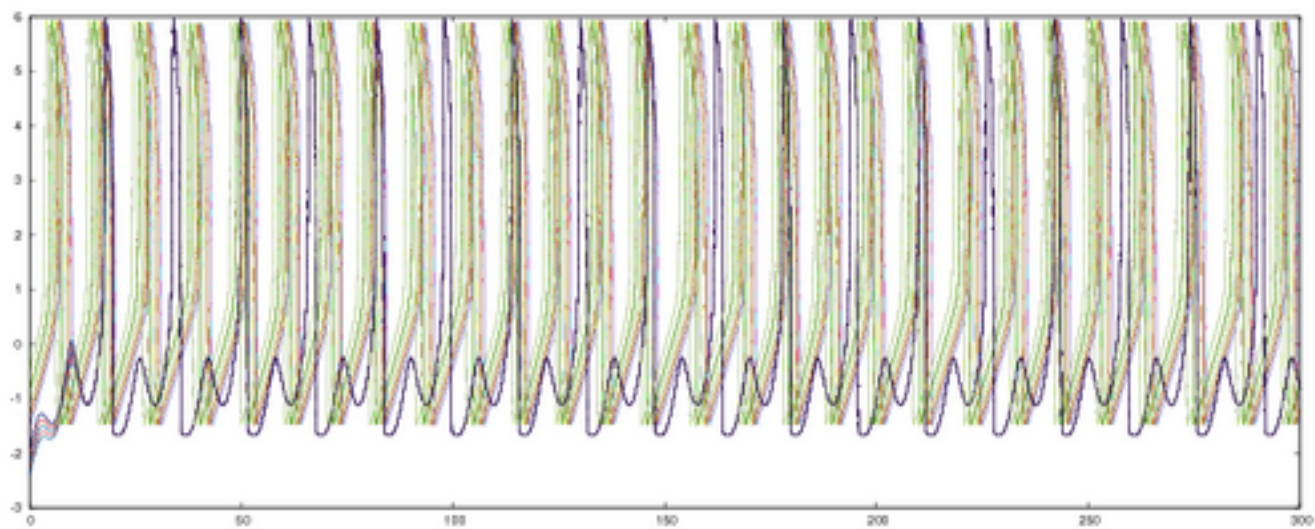


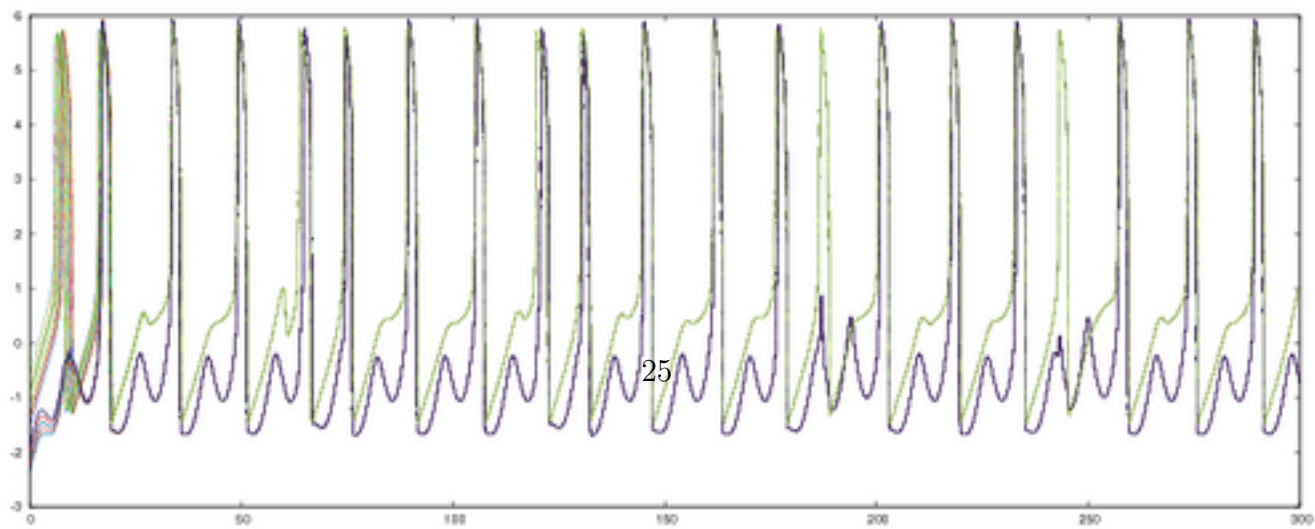
Figure 8: Grid pattern used to determine the groups



(a) Input

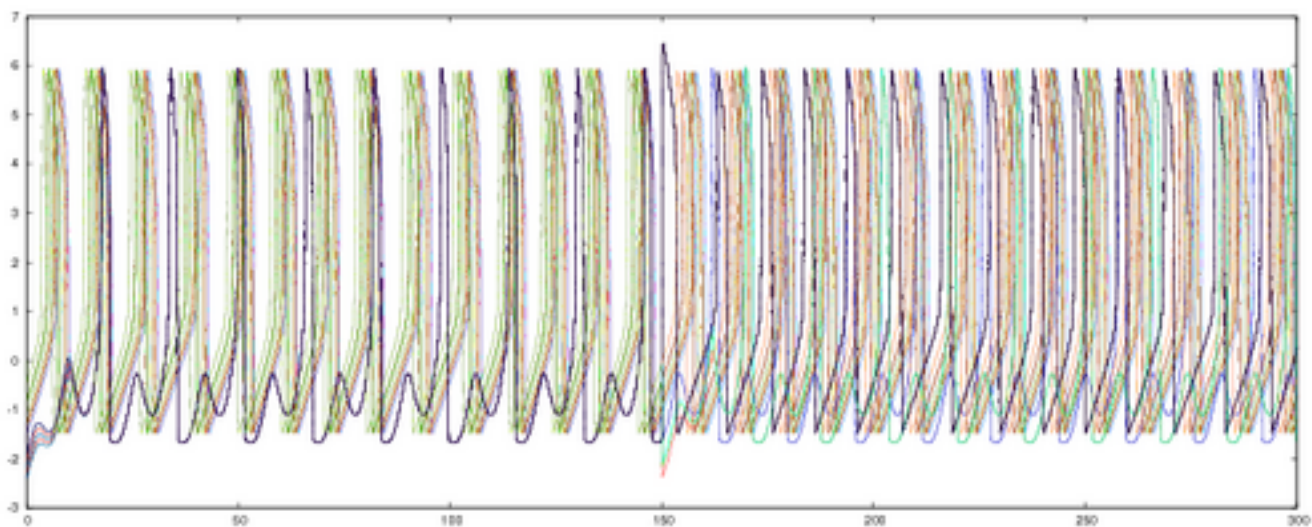


(b) $k = 0$

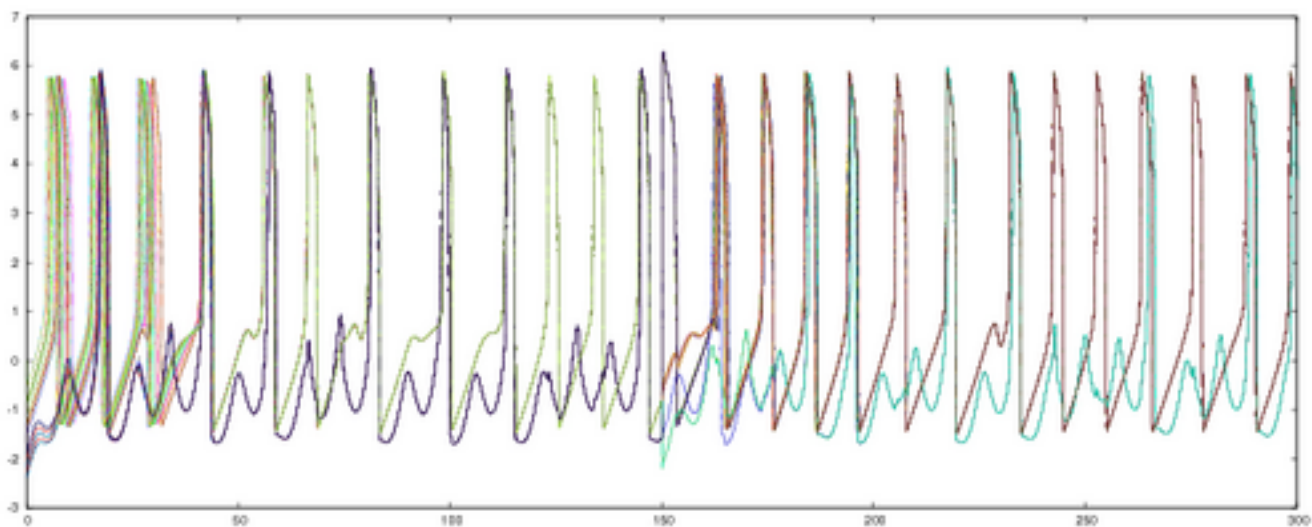


(c) $k = 0.5$

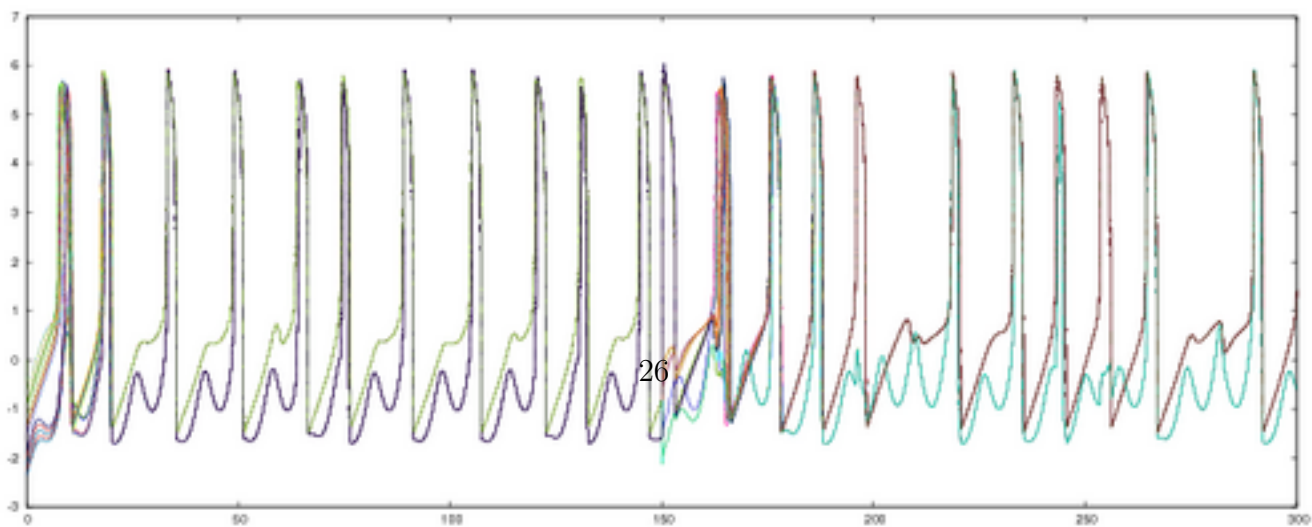
Figure 9: Grid pattern 1 only



(a) $k = 0$




(b) $k = 0.3$

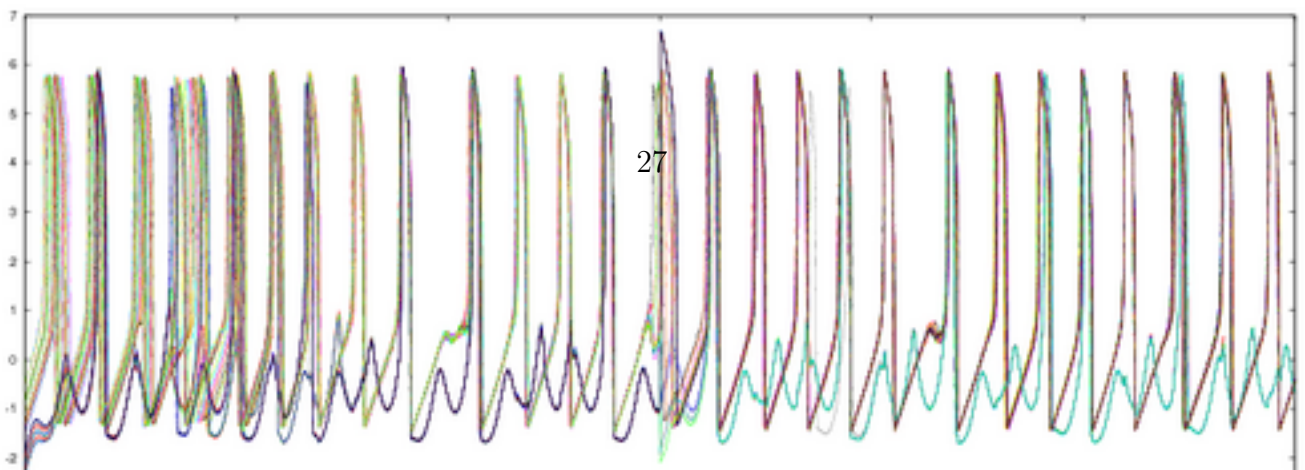



(c) $k = 0.7$

Figure 10: Grid pattern 1 followed by pattern 2 at $t = 150$

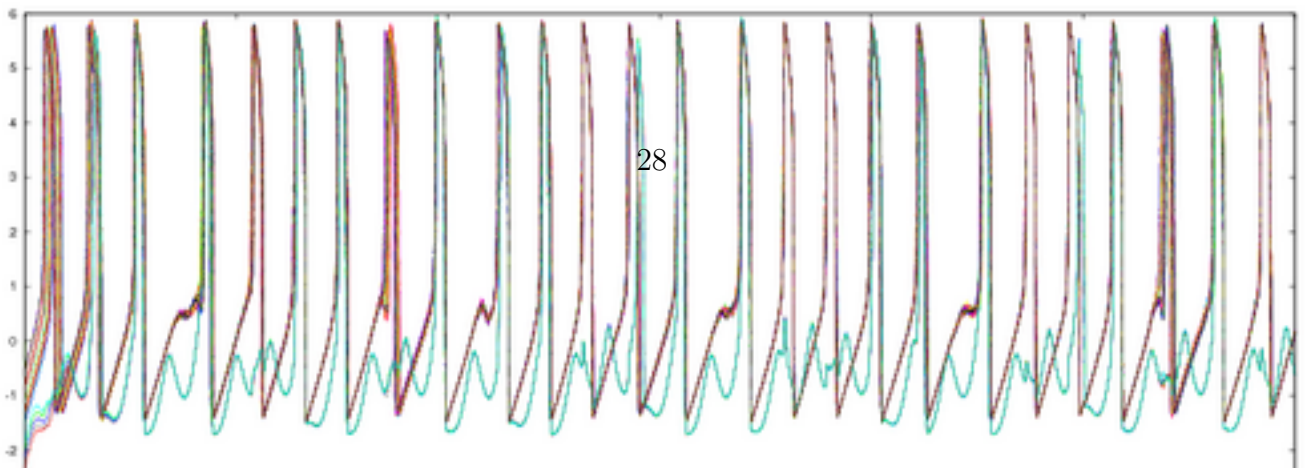


(a) $k = 0$





(a) $k = 0$



5.7 Frequency selector

The small classical cortical circuit : Figure 13 seems to be omnipresent on most cortical cells, set to treat the extracortical afferent excitations. [27] We will use the fact that we can control the frequency of both neurons with the input, conjugated with a fixed delay of inter-inhibition being the intrinsic frequency shut down of this circuit :

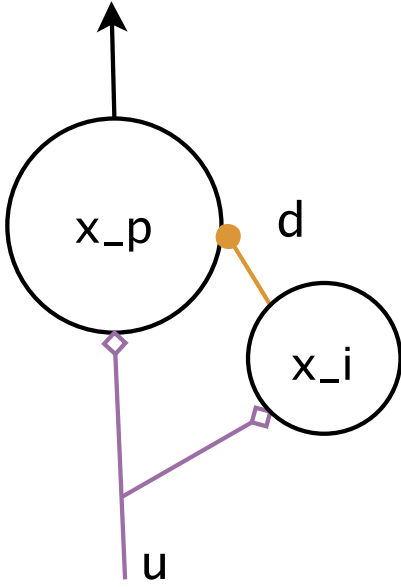


Figure 13: $d = 11$, big enough λ'

There is a main pyramidal neuron x_p connected to its inhibitory interneuron x_i with a synaptic delay d . We set an input u with a specific frequency, in the first case Figure 14 x_i doesn't follow u (because of a different natural speed and a small contracting input) thus what ever is the delay x_p spikes most of the time with the frequency of the input. In the second case Figure 15 we see x_i which adapt to the input and then since the delay is of the right value, x_p stops to spike. In Figure 16 we kept the delay of Figure 15 but set a different input frequency.

The system :

$$\begin{aligned}\dot{x}_p &= f(x_p) + e + \lambda(u(t) - x_p) - w_i x_i(t - d) \\ \dot{x}_i &= f(x_i) + e + \lambda'(u(t) - x_i)\end{aligned}$$

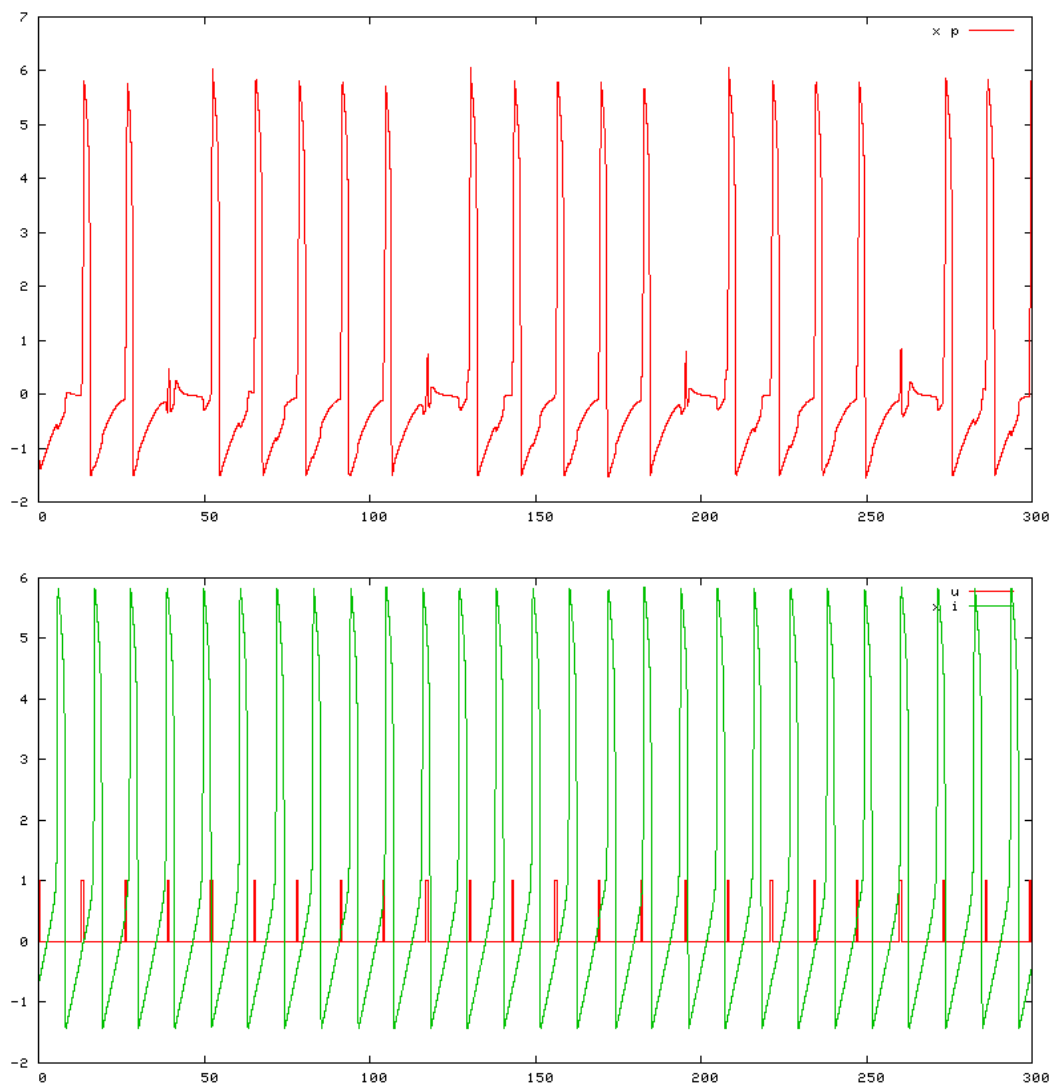


Figure 14: $d = 0$, $\lambda' = 0.3$

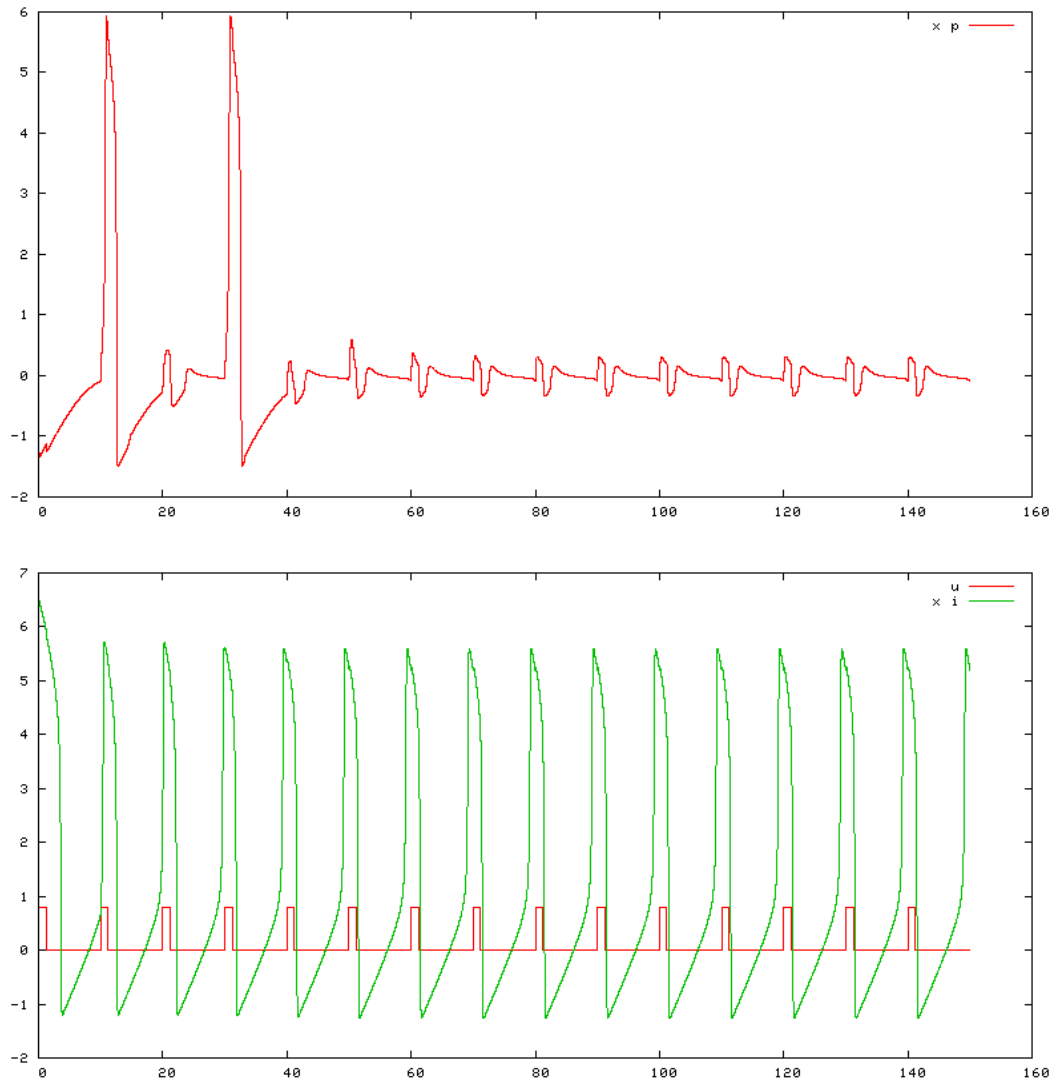


Figure 15: $d = 11$, $\lambda' = 1.3$

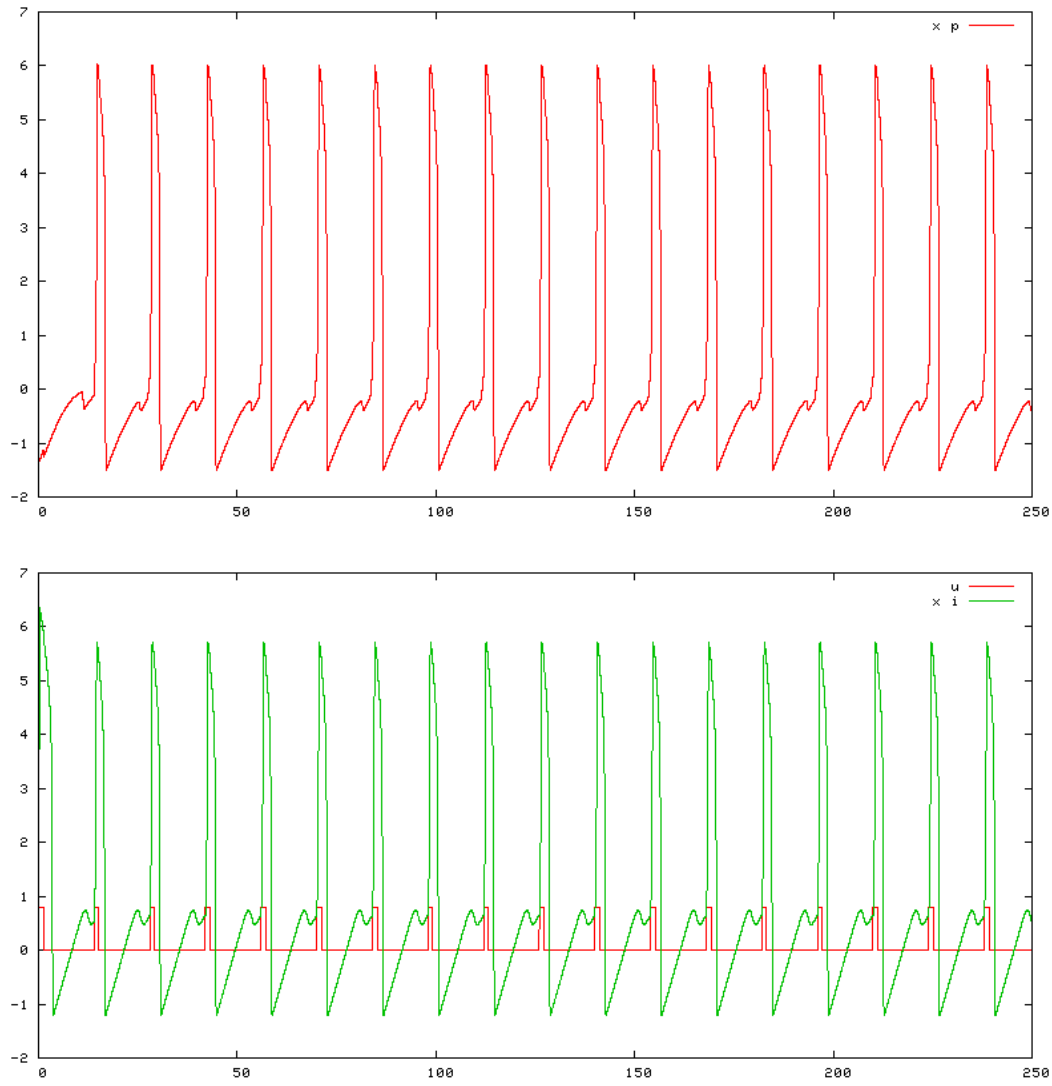


Figure 16: $d = 11$, $\lambda' = 1.3$

TODO 5.1: Next section not really welcome since for now the theory developped here doesn't really help to explain the results, we would need a weaker condition than full contraction for the spatiotemporal case

5.8 Spatio-temporal symmetry detector : The top down effect

We use a mirror symmetric network, and drive it with a signal exhibiting this symmetry with a fixed delay ($drive_1(t) = \text{mirror}(drive_2(t + d))$). So thanks to the drive we can choose the period of the symmetry of the network. Taking the difference between the two heads of our network allow us to detect if the other part of the input : the image, has got a corresponding spatio-temporal symmetry. As Figure 18a shows when the input is good the response exhibit the symmetry wanted : $head_1(t) - head_2(t + d) = 0$, and in all the other cases $head_1(t) - head_2(t + d) \neq 0$

We test this network to detect gaits of the 2 legs of one side of a horse. The different gaits are illustrated in Figure 19. To represent the gaits we display each image during a delay d in the order defined by the gait. Then the network is set to a walk detector with delay d or to anything else. the difference between the head will be zero only when the input gait correspond to the looked for (even with noise in the image by robustness). See the results Figure 18


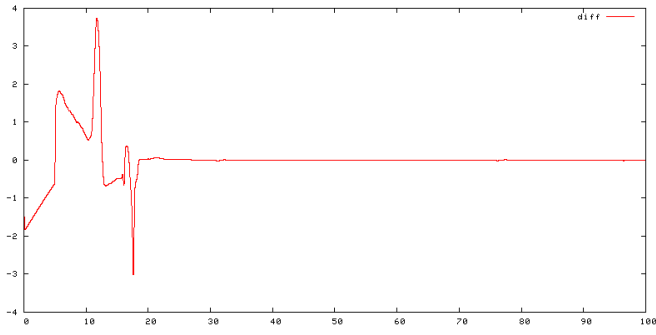
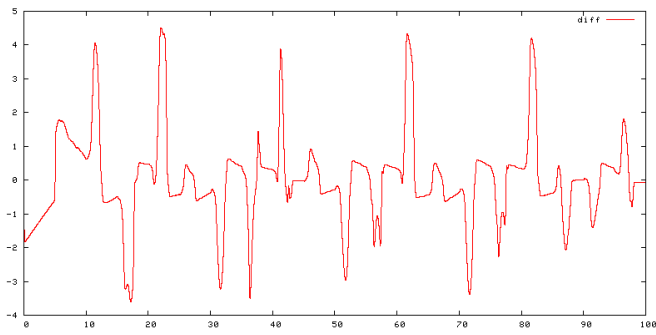


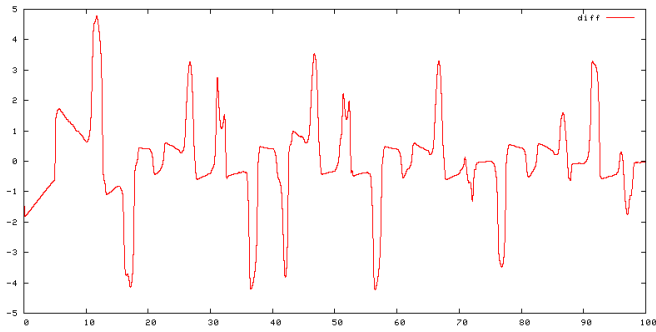
Figure 17: Same network as in [23] but with a top-down drive signal to detect selected spatio-temporal symmetries. Image adapted from [23].



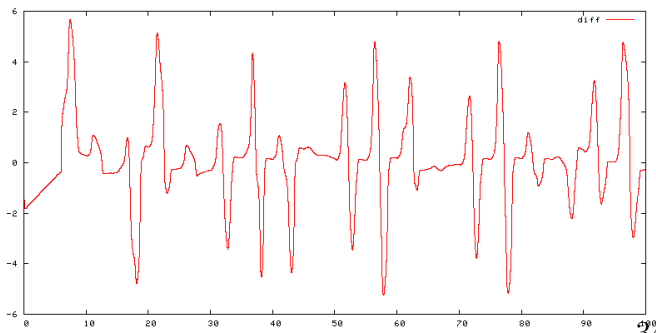
(a) walk5 detector : $drive_1(t) = \text{mirror}(drive_2(t+5))$, input : walk images with a delay of 5 between them



(b) walk5 detector, input : trot with a delay of 5



(c) walk5 detector, input : pace with a delay of 5



(d) walk6 detector : $drive_1(t) = \text{mirror}(drive_2(t+6))$, input : walk with delay 5

Figure 18: The plots of $head_1(t) - head_2(t+d)$ with d the delay of the drive since it is the desired symmetry, $d = 5$ except $d = 6$ for Figure 18d.

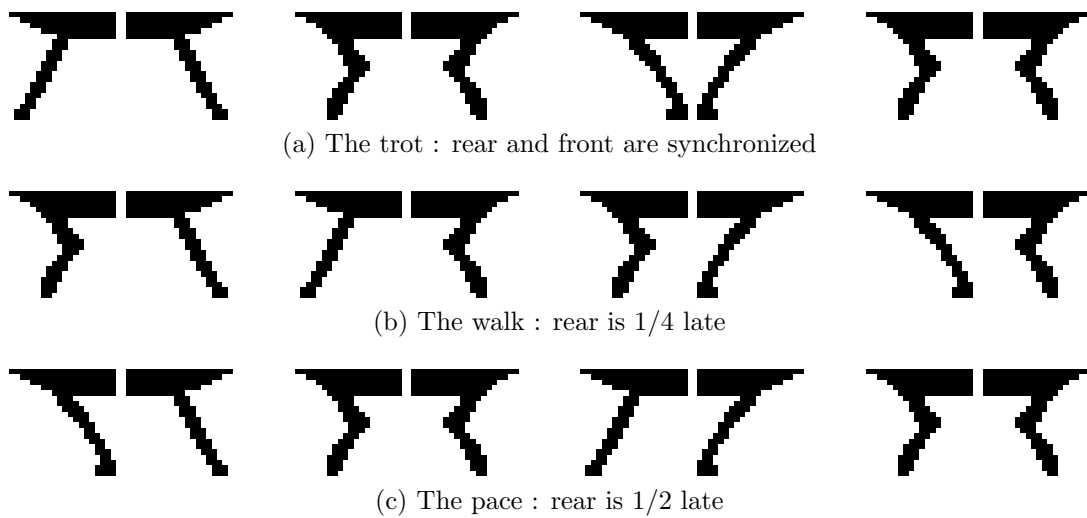


Figure 19: The gaits used

6 Discussion

TODO 6.1: faiblesses : pas de control exact des symmétries même si presque, Le système va par exemple souvent aller vers la synchrony totale si l'on ne fait pas en sorte de séparer les groupes. il doit y avoir des parades biologiques pour empêcher cela... lien avec l'épilepsie :) faiblesse dans le cas spatio temporel, on a pas de conditions plus relaxe comme \mathcal{M}_{all} , du moins cela reste à trouver, même s'il semble peut probable que cela existe. S'il existe une condition moins forte que la contraction ce sera quelque chose très certainement de très lié au temps et à la symmétrie spatio temporelle à exhiber, ce qui ne nous avancera pas beaucoup plus sur le chemin d'un \mathcal{M}_{all} . Point qui ressort et qui n'est pas vraiment dans le cadre de cet article est le petit réseau du neurone pyramidal et de son inhibiteur, 2 utilisations sont présentées possibles ici, lesquels existent vraiment ? Plus de données biologiques et une étude plus poussée de cet élément semble intéressant et prometteur. Petite conclusion simple de l'intro que l'on a fait.

7 Annexes

7.1 Input continuity precisions

7.1.1 Lego game

The input continuity as introduced in Section 4 and defined at (5) allow us to play the lego game : plug in serial and parallel blocks having input continuity and get a bigger block with input continuity. To plug in serial, the property of the output of the first block should of course imply the property needed by the input of the second block. The parallel block is just a redefinition of the input and input space using for exemple as a new distance the sup of the two original distances. Feedbacks are of a different kind of plug and we will need some more refined analysis for exemple in two steps : block A has two input, one is a feedback, if we can prove input continuity of A depending only on the first input, we have some property of the output, then knowing that, we have some property of the feedback input and we have a new (and eventually stronger) input continuity of A using the full property that we now know on the input, giving the full. This kind of computation is close to the classical idea of predictive top-down signal which is used to improve the treatment of the feedforward input signal.

7.1.2 Norms, distances and properties

There is a lot of different coding we can think of being used , like phase, frequency, timing, spatial, etc (some interesting examples among thousands [30, 28]) Each defining different "distances" between signals and natural properties we could be tempted to prove on signals. In general we will have a pseudo-distance in the signal space but a real distance in the property space, with the equivalence classes $x \in [a] \iff d(x, a) = 0$, representing signals with the same property. To generalize this idea, we can define a measure $\varphi^t : \mathbb{R}^n \mapsto \mathbb{R}^m$ of our signal which describe some properties ie if $\varphi^t(x_1) = \varphi^t(x_2)$ then x_1 and x_2 have the same property at time t , with this we have a generic pseudo-distance defined with the usual norm in the property space :

$$d_{\varphi^t}^t(x_1, x_2) = \|\varphi^t(x_1) - \varphi^t(x_2)\|_m^t$$

. This construction was used for the input continuity of systems contracting toward a linear subspace Section 4.2.2

Remark 7.1. The interest of using a norm over using a distance : when is available a norm coming from a dot product, we can define orthogonal projection on subspaces, giving minimal distance between a real input and the space of desired input.

7.1.3 Classical codes and distances

We can define several distances to represent classical coding or properties of neuronal networks :

- a pseudo-distance for frequency coding :
Considering the signals defined by their spiking times : $t_{x_1}^k$ and $t_{x_2}^k$, let $T_{x_1}^t$ be the mean distance between $t_{x_1}^k$ and $t_{x_1}^{k+1}$ before time t (representing the mean period of spiking) then we could use :

$$d^t(x_1, x_2) = |T_{x_1}^t - T_{x_2}^t|$$

- a pseudo-distance for synchrony in a certain subspace defined by a projector V , remark that this is the one we mainly use throughout the paper:

$$d^t(x_1, x_2) = |V(x_1) - V(x_2)|$$

Depending on the signal representation, we will have different classical distances :

- With signals as a set of spikes, described by the set of spike's dates : to signal u we associate $\{\tau^u\}$ so that $u(t) = 1$ if $t \in \{\tau^u\}$ else 0. We can then define :

$$d^t(u, v) = \sum_{\tau_k \leq t \text{ in } \{\tau^u\} \cup \{\tau^v\}} (|u(\tau_k) - v(\tau_k)|) \text{ with } \tau_k \in \{\tau^u\} \cup \{\tau^v\}$$

This one gives us a very precise distance between discrete spatiotemporal patterns but too sensitive.

Remark 7.2. Something important to notice is the fact that the distances is defined at a time t , and may have access to the history of the signal. The property can be varying with the time, since the distance is.

- We can define sensitivity delay t_ϵ also seen as refractory period, and use a kernel [31] :

$$u(t) = \sum_{\tau_k^u \text{ in } \{\tau^u\}} K(t, \tau_k^u, \{\tau^u\})$$

- $K(.) = \delta(t - \tau_k^u)$ which gives a formalisation of the above vision,
- $K(.) = \delta(t - t_i^n)$ The spike train itself $\sum_{t_i^n \in \mathcal{F}_i} \delta(t - t_i^n)$
- $K(.) = W_{t_i^{n-1}..t_i^n}(t) \frac{t_\epsilon}{t_i^n - t_i^{n-1}}$ The normalized instantaneous frequency (t_i^n being predicted after t_i^{n-1})
- $K(.) = \max\left(0, \frac{t_\epsilon - |t - t_i^n|}{t_\epsilon}\right)$ A non-causal measure of the instantaneous spike density.



- $K(.) = (1 - e^{-\frac{t_\epsilon}{\tau}})Y(t - t_i^n) e^{-\frac{-(t - t_i^n)}{\tau}}$ A τ time-constant, low-pass filtered causal measure of.
- $K(.) =$ if $i = 0$ then $\frac{t_\epsilon}{t_i^0 - t_\bullet}$ else 0 A representation of the 1st spike as in fast-brain mechanisms [32] with respect to a time reference t_\bullet .

and then we can define instantaneous distances with

$$d^t(u, v) = |u(t) - v(t)|$$

or define a more interesting distance as seen in the following, since thanks to the kernels we come back to real signal space.

- With the vision of spike set, we can consider the signals as binary words (1 if the time is a spiking time, 0 otherwise), and use the usual binary infinit word distances. This kind of norms can be useful if we are looking at some binary coded properties, or to do some binary computation [33]. Binary codes or barcodes [34].
- Some more statistical distances could be of interest, taking in account the probability of spiking with respect to the history by some Hebbian rule, for this we can be inspired by [35, 5, 36]

- Phase synchrony measure giving also a pseudo distance inspired by [18]

Distances in real signal space : $\mathbf{R}^{\mathbf{R}}$, we can come back to the usual functional norms, with T the sensitivity window :

$$N_2^t(u) = \int_{t-T}^t u(\tau)^2 d\tau \quad \text{or} \quad N_1^t(u) = \int_{t-T}^t |u(\tau)| d\tau$$

or the convoluted of these ones, with $\mu \geq 0$

$$N_2^t(u) = \int_{t-T}^t u(\tau)^2 \mu(\tau - t) d\tau \quad \text{or} \quad N_1^t(u) = \int_{t-T}^t |u(\tau)| \mu(\tau - t) d\tau$$

And uses the norms as distances if we want with the usual : $d^t(u, v) = N^t(u - v)$
We can list some properties ou these norms :

- growing with T so the continuity with T implies the one with $T' \geq T$
- μ will be very important to describe the system's sensitivity
- if we consider u to be bounded it is sufficient to have $\mu \sim \frac{1}{\tau^2}$ to allow to have an infinit window T

The norms are the generic case of the norm defined earlier Equation 9.

7.2 Contraction condition with help of symmetry

We have seen that with the contraction condition verified, we can control the symmetry of the dynamics to control the solution. Actually, the symmetry of the system can also help us to simplify the proof of contraction itself.

7.2.1 Circulant functions, symmetries and contraction conditions

Lemma 9.1. *A σ -equivariance with σ a cycle of the size of the space is something well known: M σ -equivariant iff M is circulant.*

Proof. M a $m \times m$ matrix is circulant iff M seen as a quadratic form $M(x, x) = x^T M x$ has the property $M(x, \sigma x) = M(\sigma^{-1} x, x)$ with σ a m -cycle. On the other side we have $\sigma^{-1} = \sigma^T$ and $M(x, \sigma x) = x^T M \sigma x = x^T \sigma M x = (\sigma^{-1} x)^T M x$ by σ -equivariance. \square

Remark 7.3. A matrix C is circulant iff it can be written as :

$$C = \begin{pmatrix} c(0) & c(1) & \dots & c(n-1) \\ c(n-1) & c(0) & c(1) & \dots \\ \ddots & \ddots & \ddots & \ddots \\ \ddots & \ddots & \ddots & \ddots \end{pmatrix}$$

The eigen value of the symmetric part are also simple :

$$\mu_i = \sum_{k=0}^{n-1} c(k) \cos(2ik\pi/n)$$

We will consider a σ -equivariant (circulant cf 9.1) system f' in space E' of size n' . We define

$$\lambda'_j = \sum_{k=0}^{n'-1} \partial_k f'_0 \cos(2jk\pi/n')$$

Remark 7.4. The λ' are defined using the first composant of f' but thanks to the circulant property, it could be equivalently done using any other composant

Then we can prove two interesting lemmas :

Lemma 9.2.

$$f' \text{ contracting with identity metric} \iff \forall j \in [0..n' - 1], \lambda'_j < 0 \quad (12)$$

Lemma 9.3.

$$V'_\sigma \frac{\partial f'}{\partial x} V'^T_\sigma < 0 \iff \forall j \in [1..n' - 1], \lambda'_j < 0 \quad (13)$$

Remark 7.5. We have a condition of size $n' - 1$ as it should be.

Remark 7.6. $V'_{all} = V'_\sigma$

With this two lemmas we have moreover a simple link between the contraction and the contraction toward the subspace of synchrony.

7.2.2 Discrete symmetric system

We consider f a γ -equivariant system :

$$f\gamma = \gamma f \quad (14)$$

We will consider that γ is a permutation and use notation from Section 3.1.

Such a γ -equivariant system will converge exponentially to a solution $x = \gamma x$ if it has one of the contraction property. We will look at the strongest one : contraction toward $\mathcal{M}_\gamma = \{x = \gamma x\}$, and precisely at the sufficient condition $V_\gamma \frac{\partial f}{\partial x} V_\gamma^T < 0$ with $V_\gamma x = 0 \iff x \in \mathcal{M}_\gamma$.

Theorem 10.

$$V_\gamma \frac{\partial f}{\partial x} V_\gamma^T < 0 \iff \forall i \in [0..p] \forall j \in [1 \dots l_i - 1], \lambda_{j,i} < 0$$

with

$$\lambda_{j,i} = \sum_{k=0}^{l_i-1} \partial_{k_i} f_{0_i} \cos(2jk\pi/l_i)$$

k_i being the indice of the k th element in the i th subspace (modulo l_i to stay in the i th subspace). For exemple for $i = 1$ we have $k_1 = l_1 + k$, $(-2)_1 = l_1 + l_2 - 2$ and $f_{0_i} = f_{l_1}$

Proof.

Remark 7.7. $x = \gamma x$ is equivalent to the conjunction $\forall i \in [0..p] x|_{E_{\sigma_i}} = \sigma_i(x|_{E_{\sigma_i}})$. But $x|_{E_{\sigma_i}} = \sigma_i(x|_{E_{\sigma_i}})$ means that x is in synchrony inside each E_{σ_i} : We want to prove a polysynchrony which can be done by proving the synchrony inside each group.

We can relate this remark to

$$V_\gamma \frac{\partial f}{\partial x} V_\gamma^T < 0 \iff \forall i V_{\sigma_i} \frac{\partial f}{\partial x} \Big|_{E_{\sigma_i}} V_{\sigma_i}^T < 0$$

Wich leads us to us the result with Lemma 9.3. □

7.3 Proofs of Theorems, Lemma etc

7.3.1 Theorem 7

Proof. We have the hypothesis:

$$\begin{aligned} \forall \tau \geq t_0, \quad \|u(\tau)\| &\leq M', \quad \|s(\tau)\| \leq M' \\ N_{\alpha, \|\cdot\|}^{t_0, t}(u' - u) &\leq \eta' \end{aligned}$$

Using the uniform continuity,

$$\begin{aligned} \forall \tau \geq t_0, \quad \|H(\tau)\| &\leq M \\ N_{\alpha, \|\cdot\|}^{-\infty, t}(h) &\leq \eta \end{aligned} \tag{15}$$

We have

$$N_{\alpha, \|\cdot\|}^{-\infty, t}(r) = \int_{-\infty}^t e^{\alpha(\tau-t)} R(\tau) d\tau$$

However from the robustness (7)

$$\forall \tau \quad R(\tau) \leq \int_{-\infty}^{\tau} e^{\lambda(y-\tau)} H(y) dy$$

We can apply Lemma 10.1 with $t_0 = -\infty$ and define t_1 the moment of the saturation

$$e^{\lambda(t_1-t)} = \frac{\eta\lambda}{M} \tag{16}$$

$$N_{\alpha, \|\cdot\|}^{-\infty, t}(r) \leq \lim_{t_0 \rightarrow -\infty} \int_{t_0}^{t_1} e^{\alpha(\tau-t)} \frac{M}{\alpha} (1 - e^{\lambda(t_0-\tau)}) d\tau + \int_{t_1}^t e^{\alpha(\tau-t)} \eta e^{\lambda(t-\tau)} d\tau$$

which by calculus using the relation Equation 16

$$\leq \frac{M}{\lambda\alpha} \left(\frac{\eta\lambda}{M} \right)^{\frac{\alpha}{\lambda}} + \frac{\eta}{\alpha - \lambda} \left(1 - \left(\frac{\eta\lambda}{M} \right)^{\frac{\alpha-\lambda}{\lambda}} \right) \tag{17}$$

From (17) we have the continuity, since all the powers of η are positives. □

Let's consider some cases :

- if $\alpha \leq \lambda$ We first have to say that we still have a positive term, since the exponent change also its sign, making $\left(1 - \left(\frac{\eta\lambda}{M}\right)^{\frac{\alpha-\lambda}{\lambda}}\right) \leq 0$ then the fact that M is finite is important, otherwise this term will go to $+\infty$ and we can have in extreme cases some numerical surprises (even if we have continuity).
- if $\alpha = \lambda$ then by continuity we get the limit : $\frac{\eta}{\alpha} + \frac{\eta}{\alpha} \ln \left(\frac{M}{\eta\alpha}\right)$ so M should still be bounded to allow us to use this limit..
- if $\alpha \geq \lambda$ then we can get rid of M and perhaps in first approximation, just keep the main term : $\frac{\eta}{\alpha-\lambda}$

Remark 7.8. If t_1 doesn't exist (i.e. $\frac{\eta\lambda}{M} \geq 1$) it first means that we did not took η small but the calculus gives just the first term of (17) wich is still good.

Remark 7.9. We can also instead of using some case based calculus over the λ and α use the lemma 10.2 to have a pseudo equivalence of all of these norms.

Remark 7.10. We should see that in the preceding proof, λ is taken as the contraction rate of the system, but we can use any $\hat{\lambda} \leq \lambda$ since (6) will still be true.

Lemma 10.1. *a boundary on the norm before t :*

$$\forall t \geq \tau \geq t_0, \int_{t_0}^{\tau} e^{\beta(y-\tau)} H(y) dy \leq \min \left(\eta e^{\beta(t-\tau)}, \frac{M}{\beta} (1 - e^{\beta(t_0-\tau)}) \right) \quad (18)$$

Remark : The inequality is an equality for

$$H(y) = \begin{cases} M & \text{if } y \leq t_1, \\ 0 & \text{if } t_1 \leq y \leq t \end{cases}$$

with t_1 the moment of saturation if it exists :

$$\frac{M}{\beta} (e^{\beta(t_1-t)} - e^{\beta(t_0-t)}) = \eta$$

Proof.

$$\begin{aligned} \forall \tau \geq t_0, \int_{t_0}^{\tau} e^{\alpha(y-\tau)} H(y) dy &= e^{\alpha(t-\tau)} \int_{t_0}^{\tau} e^{\alpha(y-t)} H(y) dy \\ &\stackrel{\text{def}}{=} e^{\alpha(t-\tau)} h(\tau) \end{aligned}$$

however $h(t_0) = 0$, $h(t) = \eta$, $\dot{h}(\tau) = e^{\alpha(\tau-t)}H(y)$

$$\begin{aligned} \text{from (15)} \quad 0 &\leq \dot{h}(\tau) \leq Me^{\alpha(\tau-t)} \\ 0 &\leq h(\tau) \leq \min\left(\eta, \int_{t_0}^{\tau} e^{\alpha(y-t)} M dy\right) \\ 0 &\leq h(\tau) \leq \min\left(\eta, \frac{Me^{-\alpha t}}{\alpha}(e^{\alpha\tau} - e^{\alpha t_0})\right) \end{aligned}$$

□

Lemma 10.2. *The possibility to change the α of the norm keeping a boundary:*

$$\begin{aligned} N_{\beta, \|\cdot\|}^{-\infty, t}(d) &\leq q(\eta) \\ \text{with} \quad q(\eta) &\leq \eta \quad \text{if } \alpha \leq \beta \\ \text{and} \quad q(\eta) &\leq \frac{M}{\beta} \left(\frac{\eta\alpha}{M}\right)^{\frac{\beta}{\alpha}} \quad \text{if } \beta \leq \alpha \end{aligned} \tag{19}$$

Remark : it is also true that we keep the boundary with $t_0 \neq -\infty$ but the result is less interesting.

Proof. With the notation of lemma 10.1 :

$$\begin{aligned} N_{\beta, \|\cdot\|}^{-\infty, t}(d) &= \int_{t_0}^t e^{\beta(\tau-t)} D(\tau) d\tau \\ &= e^{(\alpha-\beta)t} \int_{t_0}^t \dot{h}(\tau) e^{(\beta-\alpha)\tau} d\tau \end{aligned}$$

integrating by parts and taking the limit $t_0 = -\infty$ when possible :

$$= h(t) + (\alpha - \beta) \int_{t_0}^t h(\tau) e^{(\beta-\alpha)(\tau-t)} d\tau$$

for $\alpha \geq \lambda$ and using the property of $h(\tau)$ seen in lemma 10.1

$$\leq \eta + (\alpha - \beta) \left[\int_{t_0}^{t_1} \frac{Me^{-\alpha t}}{\alpha} (e^{\alpha\tau} - e^{\alpha t_0}) e^{(\beta-\alpha)(\tau-t)} + \int_{t_1}^t \eta e^{(\beta-\alpha)(\tau-t)} \right]$$

which gives us, with $t_0 = -\infty$ (which works without any new hypothesis)

$$\leq \eta + (\alpha - \beta) \left[\frac{Me^{\beta(t_1-t)}}{\alpha\beta} + \frac{\eta}{\beta - \alpha} (1 - e^{(\beta-\alpha)(t_1-t)}) \right]$$

and using the relation (16)

$$\leq \frac{M}{\beta} \left(\frac{\eta\alpha}{M} \right)^{\frac{\beta}{\alpha}}$$

□

7.4 Proof of Lemma 9.3

Proof. A natural projector to the subspace of synchrony is W :

$$W = I - \sigma = \begin{pmatrix} 1 & -1 & 0 & \dots & 0 \\ 0 & \ddots & \ddots & \ddots & \vdots \\ \vdots & \ddots & \ddots & \ddots & 0 \\ 0 & \ddots & \ddots & \ddots & -1 \\ -1 & 0 & \dots & 0 & 1 \end{pmatrix}$$

To use our natural projector, we first have to remark that it is not really a projector to the orthogonal space. Such a projector can be obtained by removing the redundancy inside W , because it is a system of dimension n but represent an hyperspace of dimension $n - 1$.

Then this noticed, instead of looking for the condition $V'_{all} \frac{\partial f}{\partial x} V'^T_{all} < 0$ we will look for the equivalent condition $W \frac{\partial f}{\partial x} W^T$ strictly negative except for one null eigenvalue.

$$\begin{aligned} A &= W \frac{\partial f'}{\partial x} W \\ &= (\partial_s f'_r - \partial_{s+1} f'_r - (\partial_s f'_{r+1} - \partial_{s+1} f'_{r+1}))_{(r,s) \in [0..n'-1]^2} \\ &= (2\partial_s f'_r - \partial_{s-1} f'_r - \partial_{s+1} f'_r)_{(r,s) \in [0..n'-1]^2} \text{ using that } \partial f' \text{ is circulant} \end{aligned}$$

Remark 7.11. All indices are modulo n' .

Remark 7.12. W is circulant.

Since A is circulant (product of circulant matrix), it is defined by

$$a(k) = A_{0,k} = 2\partial_k f'_0 - \partial_{k-1} f'_0 - \partial_{k+1} f'_0$$

We are interested in C its symmetric part. It is also a circulant matrix, so defined by $c(k)$ $k \in [0..l_i - 1]$:

$$c(k) = \frac{a(k) + a(-k)}{2} = \frac{1}{2} (2\partial_k f'_0 - \partial_{k-1} f'_0 - \partial_{k+1} f'_0 + 2\partial_{-k} f'_0 - \partial_{-(k-1)} f'_0 - \partial_{-(k+1)} f'_0)$$

One of the interest of circulant matrix is that we know their eigenvectors and associated eigenvalues : taking $w'_j = e^{i\frac{2\pi}{n'}}$ one of the n' th root of 1 ($w_j^{n'} = 1$), we construct the eigenvector

$$v_j = (1, w'_j, w_j'^2, \dots, w_j^{n'-1}) \text{ associated to the eigenvalue } \mu'_j = \sum_{k=0}^{n'-1} c(k) w_j'^k$$

Remark 7.13. Since we took C symmetric ($c(k) = c(-k)$), the eigenvalues μ'_j are all real as one could remark regrouping $c(k)w_j'^k + c(-k)w_j'^{-k} = c(k)\cos(2jk\pi/n')$.

With some simple regrouping :

$$\begin{aligned} \mu'_j &= \sum_{k=0}^{n'-1} c(k) w_j'^k = 2(1 - (w'_j + w_j'^{-1})/2) \lambda'_j = 2(1 - \cos(2j\pi/l_0)) \lambda'_j \\ \text{with } \lambda'_j &= \sum_{k=0}^{n'-1} \partial_k f_0 (w_j'^k + w_j'^{-k})/2 = \sum_{k=0}^{n'-1} \partial_k f_0 \cos(2jk\pi/n') \end{aligned}$$

And :

$$\begin{aligned} \mu'_0 &= 0 \\ \forall j \in [1..n' - 1], \quad \text{sign}(\lambda'_j) &= \text{sign}(\mu'_j) \end{aligned}$$

Since W is of dimension n' , but represent a $n' - 1$ dimensional space, corresponding to μ'_0 . Then by virtue of Theorem 1 of [23] the contraction to the subspace of synchrony E'_{all} is ensured with $\forall j \in [1..n' - 1]$, $\mu'_j < 0$ or equivalently $\forall j \in [1..n' - 1]$, $\lambda'_j < 0$ \square

7.5 Contraction toward \mathcal{M}_{all} using symmetry

7.5.1 Proof of Lemma 3.4

Proof. We have $VV^T = I_{E_{\mathcal{M}^\perp}}$, $V_2V_2^T = I_{E_{\mathcal{M}_2^\perp}}$, and $\forall x \in E_{\mathcal{M}^\perp}$, $x^T \Theta V f V^T \Theta^{-1} x < 0$.

Note first that $V_2 V^T \Theta^T \Theta V V_2^T > \mathbf{0}$. Indeed, Θ is invertible and $\forall y \in E_{\mathcal{M}_2^\perp}$, $V V_2^T y = 0$ implies $V_2^T y = 0$ (since $\mathcal{M}_2^\perp \subset \mathcal{M}^\perp$), which in turn implies $y = 0$ (by definition).

Next note that

$$\exists \Theta_2 \in GL(E_{\mathcal{M}_2^\perp}), \forall y \in E_{\mathcal{M}_2}, \exists x \in E_{\mathcal{M}}, V^T \Theta^{-1} x = V_2^T \Theta_2^{-1} y \text{ and } V^T \Theta^T x = V_2^T \Theta_2^T y$$

Indeed, since $V V^T = I_{E_{\mathcal{M}^\perp}}$ this is equivalent to :

$$\begin{aligned} \exists \Theta_2 \in GL_m, \forall y \in E_{\mathcal{M}_2^\perp} & , \Theta V V_2^T \Theta_2^{-1} y = (\Theta^T)^{-1} V V_2^T \Theta_2^T y \\ \exists \Theta_2 \in GL_m, V_2 V^T \Theta^T \Theta V V_2^T & = \Theta_2^T \Theta_2 \end{aligned}$$

where m is the dimension of the subspace $E_{\mathcal{M}_2^\perp}$, Θ_2 exists because $V_2 V^T \Theta^T \Theta V V_2^T > \mathbf{0}$.

Finally, by unitary freedom of square roots for symmetric positive operators there exists a partial isometry U such that $\Theta_2 = U \Theta V V_2^T$. Thus,

$$\Theta_2 V_2 f V_2^T \Theta_2^{-1} = U \Theta V V_2^T V_2 f V_2^T (U \Theta V V_2^T)^{-1} = U \Theta V f V^T \Theta^{-1} U^T$$

where the last expression is negative definite from the hypothesis. \square

7.5.2 Proof of Lemma 3.5

Proof. Using a similar construction as in proof 7.5.1, with m the dimension of the subspace $E_{\mathcal{M}^\perp}$, we need

$$\exists \Theta_2 \in GL_m, \forall y \in E_{\mathcal{M}^\perp}, \Theta V V_2^T \Theta_2^{-1} y = (\Theta^T)^{-1} V V_2^T \Theta_2^T y$$

which is equivalent to :

$$\begin{aligned} \exists \Theta_2 \in GL_m, (V_2^T)^{-1} V^T \Theta^T \Theta V V_2^T & = \Theta_2^T \Theta_2 \\ (T^T)^{-1} \Theta^T \Theta T^T & = \Theta_2^T \Theta_2 \end{aligned}$$

things works with T unitary, but if not unitary... \square

References

- [1] Vernon B. Mountcastle. *An Organizing Principle for Cerebral Function: The Unit Model and the Distributed System and The Mindful Brain*. Gerald M. Edelman and Vernon B. Mountcastle, 1978.

- [2] E. Körner, M.-O. Gewaltig, U. Körner, A. Richter, and T. Rodemann. A model of computation in neocortical architecture. *Neural Networks*, 12:989–1005, 1999.
- [3] Rüdger Kupper, Andreas Knoblauch, Marc-Oliver Gewaltig, Ursula Körner, and Edgar Körner. Simulations of columnar architecture for cortical stimulus processing. 2006.
- [4] R. Milo, S. Shen-Orr, S. Itzkovitz, N. Kashtan, D. Chklovskii, and U. Alon. Network motif: Simple building blocks of complex networks. *SCIENCE*, 298:824–827, october 2002.
- [5] Gaby Hayon, Moshe Abeles, and Daniel Lehmann. A model for representing the dynamics of a system of synfire chains. *Journal of Computational Neuroscience*, 18:41–53, 2005.
- [6] C. von der Malsburg. Binding in models of perception and brain function. *Curr Opin Neurobiol*, 5(4):520–526, Aug 1995.
- [7] GÄEtig Robert. Learning input correlations through nonlinear temporally asymmetric hebbian plasticity. *Journal of Neuroscience*, 23(9):3697–3714, 1993.
- [8] Munro Paul. Perspectives on bcm.
- [9] Malenka and Bear. Ltp and ltd: an embarrassment of riches. *Neuron*, 44(1):5–21, sept 2004.
- [10] E.M. Izhikevich. Which model to use for cortical spiking neurons? *Neural Networks, IEEE Transactions on*, 15(5):1063–1070, September 2004.
- [11] S. Murray Sherman and R. W. Guillery. The role of the thalamus in the flow of information to the cortex. *Philos Trans R Soc Lond B Biol Sci*, 357(1428):1695–1708, Dec 2002.
- [12] Tom Binzegger, Rodney J Douglas, and Kevan A C Martin. A quantitative map of the circuit of cat primary visual cortex. *J Neurosci*, 24(39):8441–8453, Sep 2004.
- [13] Colette Dehay and Henry Kennedy. Cell-cycle control and cortical development. *Nat Rev Neurosci*, 8(6):438–50, June 2007.
- [14] Winfried Lohmiller and Jean-Jacques Slotine. On contraction analysis for nonlinear systems. *Automatica*, 34(6):617–682, 1998.
- [15] M.W. Spong and F. Bullo. Controlled symmetries and passive walking. *Automatic Control, IEEE Transactions on*, 50(7):1025–1031, July 2005.
- [16] M. Golubitsky, I. Stewart, P.L. Buono, and J.J. Collins. Symmetry in locomotor central pattern generators and animal gaits. *Nature*, 401:693–695, 1999.

- [17] Christoph B"orgers and Nancy Kopell. Synchronization in network of excitatory and inhibitory neurons with sparse, random connectivity. *Neural Computation*, 15:509–538, 2003.
- [18] Paul F. Pinsky and John Rinzel. Synchrony measures for biological neural networks. *Biological Cybernetics*, 73:129–137, 1995.
- [19] Yakov Kazanovich and Roman Borisyuk. Synchronization in oscillator systems with a central element and phase shifts. *Progress of Theoretical Physics*, 110(6):1047–1057, december 2003.
- [20] Winfried Lohmiller and J.J. Slotine. Nonlinear process control using contraction theory. *A.I.Ch.E. Journal*, 46(3):588–597, 2000.
- [21] Jean-Jacques E. Slotine. Modular stability tools for distributed computation and control. *Int J. Adaptive Control and Signal Processing*, 17(6), october 2002.
- [22] Wei Wang and Jean-Jacques E. Slotine. On partial contraction analysis for coupled nonlinear oscillator. *Biological Cybernetic*, 92(1), 2004.
- [23] Quang-Cuong Pham and Jean-Jacques Slotine. Stable concurrent synchronization in dynamic system networks. *Neural Netw*, Oct 2006.
- [24] Pietro-Luciano Buono and Martin Golubitsky. Models of central pattern generators for quadruped locomotion. *J. Math. Biol.*, 42:291–326, 2001.
- [25] Martin Golubitsky and Ian Stewart. Patterns of oscillation in coupled cell systems. August 2000.
- [26] Kresimir Josic and Andrei T"or"ok. Network architecture and spatio-temporally symmetric dynamics. may 2006.
- [27] Buzaski. *Rhythms of the brain*. New York : Oxford University Press, 2006.
- [28] R"udiger Kupper, Marc-Olivier Gewaltig, Ursula K"orner, and Edgar K"orner. Spike-latency codes and the effects of saccades. *Neurocomputing*, 65(66):189–194, december 2005.
- [29] F. Antoneli, A.P.S. Dias, M. Golubitsky, and Y. Wang. Synchrony in lattice differential equations. In *Some Topics In Industrial and Applied Mathematics*. 2007. Full reference to be find at <http://www.math.uh.edu/mg/reprints/abstracts/06ADGW.html>.
- [30] Jill K. Leutgeb, Stefan Leutgeb, Alessandro Treves, Retsina Meyer, Carol A. Barnes, Bruce L. McNaughton, May-Britt Moser, and Edvard I. Moser. Progressive transformation of hippocampal neuronal representations in "morphed" environments. *Neuron*, 48:345–358, october 2005.

- [31] Wulfram Gerstner and Werner Kistler. *Spiking Neuron Models*. Cambridge University Press, 2002.
- [32] S. Thorpe, A. Delorme, and R. Van Rullen. Spike-based strategies for rapid processing. *Neural Netw*, 14(6-7):715–725, 2001.
- [33] Andrew Carnell and Daniel Richardson. Parallel computation in spiking neural nets. May 2005.
- [34] Dezhe Z. Jin. Spiking neural network for recognizing spatiotemporal sequences of spikes. *PHYSICAL REVIEW*, 69, 2004.
- [35] Y. Aviel, C. Mehring, M. Abeles, and D. Horn. On embedding synfire chains in a balanced network. *Neural Computation*, 15:1321–1340, 2003.
- [36] Taro Toyoizumi, Jean-Pascal Pfister, Kazuyuki Aihara, and Wulfram Gerstner. Generalized bienenstock-cooper-munro rule for spiking neurons that maximizes information transmission. *PNAS*, 102(14):5239–5244, April 2005.