

Neuronal networks and controlled symmetries, a generic framework

Leonard Gerard and Jean-Jacques Slotine

Abstract

The extraordinary computational power of the brain may be related in part to the fact that each of them contains many small neural networks that compose it has the ability to behave transiently in many different ways, depending on its inputs. Mathematically, input continuity helps to show how a large network, constructed recursively from smaller blocks, can exhibit robust specific properties according to its input. By extending earlier work on synchrony and symmetry, we exploit input continuity of contracting systems to ensure robust control of diverse spatial and spatio-temporal symmetries of the output signal in such a network.

Introduction

The brain is often described as being composed in part of a very large number of small 'identical' functional units [1]. Cortical computation, for instance, is commonly viewed as being organized by cortical columns [2, 3, 4, 5]. Then, we try to explain the astounding overall computational power of the brain by some sort of combinatorial complexity and the fact that each part of the brain is reused for different computations. In consequence, to be able to behave in such diverse way, each unit should also show a very diverse range of behaviors. The same small neural network should have the ability to behave in hundreds of different ways during a short period of time.

These different behaviors could be explained by some learning process [6, 7, 8, 9] or internal change, but it is unlikely that everything changes fundamentally in a very short period of time. Even if so, the most efficient way could be just to have a high input dependency (exploiting the nonlinearity of biological neural networks). That is, for each input the functional unit will behave in very diverse ways, though remaining stable and robust against noise and small variations in the input.

From this point of view, we want to describe the properties of the output knowing the properties of the input, to be able to use local studies in afterward bigger issues. To this effect, we introduce input continuity analysis, allowing us to play some kind of "Lego" game while ensuring stability and robustness.

With this tool, we then prove strong input continuity on contracting networks, and use this in a more specific context: the control of symmetries (including spatio-temporal ones) in neural network's responses. The issue of symmetry is closely related (as we will see) to the one of synchrony and polysynchrony or concurrent synchronization, playing an important role in neurobiology [10, 11, 12]. Then we will show, with some elementary toy simulations, the power of the input continuity framework developed here to control symmetries.

1 Framework idea : input continuity

Since the brain's architecture is largely modular, if we want to be able to construct or study big neuronal networks, we will need to play as a Lego constructor. This is what nature seems to have done in the course of evolution, reusing existing blocks, changing them and mainly composing all of this small units in a bigger network as we can observe in mammals and especially in the human brain. We have then to be able to draw the main properties of each module we use in the network, and ensure that we can compose them to construct bigger network in which we can prove properties using the one we have from the smaller blocks. Then the idea is to control its output with the input to get the property that we want. In an in vivo situation, we can see all the feedback loops from the upper part of the brain to the bottom part of the brain as control inputs, but also the input from the bottom to the top, and every other connections.

To study a system response to a specific input, we have to define the specific input $u(t)$ and the generic dynamical system of state $x(t)$:

$$\begin{aligned} u(t) &: \mathbb{R}^+ \rightarrow \mathbb{R}^{n_u} \\ \dot{x}(t) &= f(x(t); u(t); t) \end{aligned} \quad (1)$$

From this system we define $s(t)$ the output of the system with $u(t)$ as input (we consider that the initial condition is $x(0) = 0$ but it could be changed), usually $s(t) = x(t)$ or $s(t) = P x(t)$ with P a projection matrix (to simplify, we will use the convention that $s(t) = x(t)$ and if it needs a transformation P , we can use an extra network).

Now, since we want some kind of stability against the noise in the input, we will introduce the concept of input continuity. Let's define it in a generic way. Assume one has defined distances d_1^t in the input space and d_2^t in the output space. We will say that we have input continuity at time t if for any input, output couple $(u^0; s^0)$ of the system we have

$$\forall \epsilon > 0; \exists \delta > 0 \text{ such as } d_1^t(u^0; u) < \delta \Rightarrow d_2^t(s^0; s) < \epsilon \quad (2)$$

Depending greatly on the distance we use, input continuity will be a tool to ensure robustness of specific properties of the output given the properties of the input.

1.1 A sketch of the Lego game

Definition 1.1 (Input Continuity). With the notation of the figure (1), input continuity can be stated as :

$$\exists \delta_0 > 0 \text{ such as if } d_0^t(u^0; u) < \delta_0 \text{ then } d_1^t(s^0; s) < \delta_1$$

$u^0(s^0)$ is the real input (output) of the system, and $(u; s)$ is the desired input coupled to its desired output.

Serial plug We have the possibility to plug the blocks in a serial scheme : we get a new mapping $f_2 \circ f_1$ from the desired input of f_1 to the desired output of f_2 and the system considered as one is still input continuous. There is a compatibility condition : E_1 is shared and will need the network to share it and the distance. If needed we can use intermediate network to change the space and distance (transcoding).

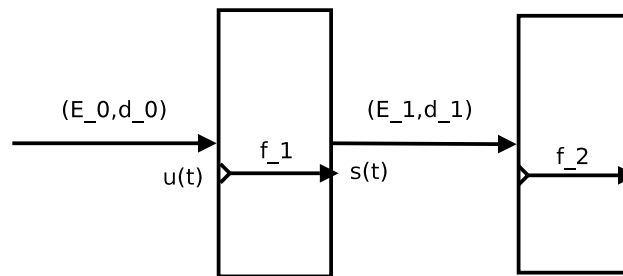


Figure 1: Input continuity : We have for the system defined by the function f_1 the input space E_0 and the output space E_1 . Then to plug it into a new system defined by the function f_2 we need to share the common space $(E_1; d_1)$, and share the continuity points.

Parallel plug f_2 wants here in figure (2) to have as input space $E_1 \rightarrow E_3$, this new space will be easily added a distance like $\sup(d_1; d_3)$ or by some numerical relevant combinations, preserving the input continuity of the composed system $f_1 \circ f_2$.

Feedbacks There is two ways to deal with the feedbacks loops :

Have a contracting (in the generic meaning) loop of continuity

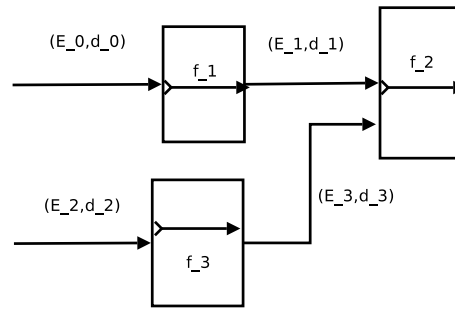


Figure 2: We show here how the input space of f_2 can be $E_1 \cup E_3$

Use multiple pass study using partial properties : the first pass we forget the feedbacks and prove a property using just the feedforward input, and second pass we can prove a stronger property using both.

The second way of doing (the recursive one) is close to the classical idea of predictive top-down signal which is used to improve the treatment of the feedforward input signal.

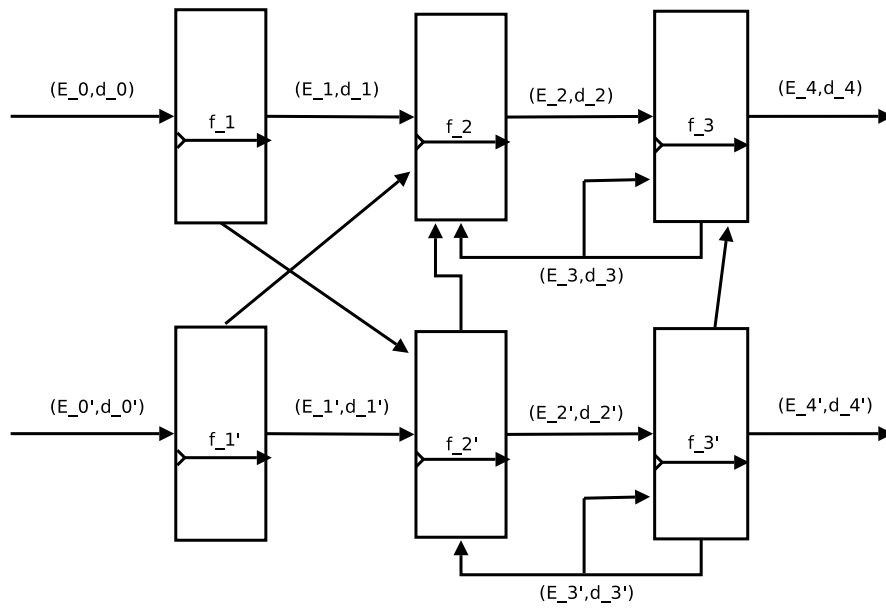


Figure 3: A more complex Lego with feedbacks.

1.2 Norms, distances and properties

There is a lot of different coding we can think of being used, like phase, frequency, timing, spatial, etc (some interesting examples among thousands [13, 14]) As described previously, to be able to construct as a Lego modeler, we need for each type of biological code/type of signal a good corresponding metric space, to ensure that our networks are working as we would like.

When the distance represent a the distance to a property, in general it will be a pseudo-distance in the signal space instead of a distance (resp pseudo-norm, norm) but a real distance in the property space, with the equivalence classes defined by : $x \in [a] \iff d(x;a) = 0$. The mapping of the system is then defined between these equivalence classes, representing signals with the same property. To generalize this idea, we can define a measure $\phi^t : \mathbb{R}^n \rightarrow \mathbb{R}^m$ of our signal which describe some properties ie if $\phi^t(x_1) = \phi^t(x_2)$ then x_1 and x_2 have the same property at time t , with this we can define

$$d_t^t(x_1; x_2) = \|\phi^t(x_1) - \phi^t(x_2)\|_m$$

a distance in the congruence space (in fact the usual norm) defined by ϕ^t (the property space) and a pseudo-distance in the signal space. We can use any norm over the property space, even time dependent ones.

Remark 1.1. The interest of using a norm over using a distance : when is available a norm coming from a dot product, we can define orthogonal projection on subspaces, giving minimal distance between a real input and the space of desired input, letting us to have instead of a set of desired inputs mapped to one desired output, to map directly some specific subspace as the desired input.

For examples we can define

a pseudo-distance for frequency coding :

Considering the signals defined by their spiking times : $t_{x_1}^k$ and $t_{x_2}^k$, let $T_{x_1}^t$ be the mean distance between $t_{x_1}^k$ and $t_{x_1}^{k+1}$ before time t (representing the mean period of spiking) then we could use :

$$d^t(x_1; x_2) = \|T_{x_1}^t - T_{x_2}^t\|$$

a pseudo-distance for synchrony in a certain subspace defined by a projector V :

$$d^t(x_1; x_2) = \|V(x_1) - V(x_2)\|$$

Depending on the signal representation, we will have different classical distances :

With signals as a set of spikes, described by the set of spike's dates : to signal u we associate f^u so that $u(t) = 1$ if $t \in f^u$ else 0. We can then define :

$$d^t(u; v) = \sum_{k \in \inf f^u \cap f^v} |f^u(k) - f^v(k)| \text{ with } k \in f^u \cap f^v$$

This one gives us a very precise distance between discrete spatiotemporal patterns but too sensitive.

Remark 1.2. Something important to notice is the fact that the distances is defined at a time t , and may have access to the history of the signal. The property can be varying with the time, since the distance is.

We can define sensitivity delay t_k also seen as refractory period, and use a kernel [15] :

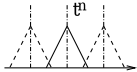
$$u(t) = \sum_{k \in \mathbb{N}} K(t; t_k^u; f_k^u g)$$

{ $K(\cdot) = (t - t_k^u)$ which gives a formalisation of the above vision,

{ $K(\cdot) = (t - t_1^n)$ The spike train itself $\sum_{i=1}^P (t - t_1^n)$

{ $K(\cdot) = W_{t_1^{n-1} : t_1^n} (t) \frac{t}{t_1^n - t_1^{n-1}}$ The normalized instantaneous frequency (t_1^n being predicted after t_1^{n-1})

{ $K(\cdot) = \max(0; \frac{t - t_1^n}{t - t_1^{n-1}})$ A non-causal measure of the instantaneous spike density.



{ $K(\cdot) = (1 - e^{-\frac{t}{\tau}}) Y(t - t_1^n) e^{-\frac{(t - t_1^n)}{\tau}}$ A time-constant, low-pass filtered causal measure of.

{ $K(\cdot) = \text{if } i = 0 \text{ then } \frac{t}{t_1^n - t} \text{ else } 0$ A representation of the 1st spike as in fast-brain mechanisms [16] with respect to a time reference t .

and then we can define instantaneous distances with

$$d^t(u; v) = |u(t) - v(t)|$$

or define a more interesting distance as seen in the following, since thanks to the kernels we come back to real signal space.

With the vision of spike set, we can consider the signals as binary words (1 if the time is a spiking time, 0 otherwise), and use the usual binary in bit word distances.

This kind of norms can be useful if we are looking at some binary coded properties, or to do some binary computation [17]

Some more statistical distances could be of interest, taking in account the probability of spiking with respect to the history by some Hebbian rule, for this we can be inspired by [18, 5, 19]

Phase synchrony measure giving also a pseudo distance inspired by [1]

Distances in real signal space : \mathbb{R}^R , we can come back to the usual functional norms coming from the functional dot product, with T the sensitivity window :

$$N_2^t(u) = \int_{t-T}^{t+T} u(\tau)^2 d\tau \quad \text{or} \quad N_1^t(u) = \int_{t-T}^{t+T} |u(\tau)| d\tau$$

or the convoluted ones, with $\tau \in \mathbb{R}$

$$N_2^t(u) = \int_{t-T}^{t+T} u(\tau)^2 (t-\tau) d\tau \quad \text{or} \quad N_1^t(u) = \int_{t-T}^{t+T} |u(\tau)| (t-\tau) d\tau$$

And uses the norms as distances if we want with the usual : $d^t(u;v) = N^t(u-v)$

We can list some properties on these norms :

growing with T so the continuity with T implies the one with $T^0 = T$

will be very important to describe the sensibility of the system to the error

if we consider u to be bounded it's sufficient to have $\frac{1}{2}$ to allow to have an infinitesimal window T

2 Contracting systems

There is no generic way to show input continuity of a system. Depending on the type of system (discrete or continuous) and the distance we use, we would have to examine each case we encounter. But in the case of a contracting system, we can state some powerful generic properties.

2.1 What is a contracting system

Essentially, a nonlinear time-varying dynamic system will be called contracting if initial conditions or temporary disturbances are forgotten exponentially fast, i.e., if trajectories of the perturbed system return to their nominal behavior with an exponential convergence rate. It turns out that relatively simple algebraic conditions can be given for this stability-like property to be verified, and that this property is preserved through basic system combinations.

A nonlinear contracting system has the following properties [20, 21, 22, 23]

global exponential convergence and stability are guaranteed

convergence rates can be explicitly computed as eigenvalues of well-defined symmetric matrices

robustness to variations in dynamics can be easily quantified

The basic theorem of contraction analysis, derived in [20], can be stated as:

Theorem 1 (Contraction). Consider, in \mathbb{R}^n , the deterministic system

$$\dot{\mathbf{x}} = \mathbf{f}(\mathbf{x}; t) \quad (3)$$

where \mathbf{f} is a smooth nonlinear function. Denote the Jacobian matrix of \mathbf{f} with respect to its first variable by $\frac{\partial \mathbf{f}}{\partial \mathbf{x}}$. If there exists a square matrix $\mathbf{M}(\mathbf{x}; t)$ such that $\mathbf{M}(\mathbf{x}; t) > \mathbf{M}(\mathbf{x}; t)$ is uniformly positive definite and the matrix

$$\mathbf{F} = -\mathbf{M} + \frac{\partial \mathbf{f}}{\partial \mathbf{x}} \mathbf{M}$$

is uniformly negative definite, then all system trajectories converge exponentially to a single trajectory, with convergence rate $\lambda_{\max}(\mathbf{F}) < 0$. The system is said to be contracting, \mathbf{F} is called its generalized Jacobian, and $\mathbf{M}(\mathbf{x}; t) > \mathbf{M}(\mathbf{x}; t)$ its contraction metric.

It can be shown conversely that the existence of a uniformly positive definite metric $\mathbf{M}(\mathbf{x}; t) = \mathbf{M}(\mathbf{x}; t) > \mathbf{M}(\mathbf{x}; t)$ with respect to which the system is contracting is also a necessary condition for global exponential convergence of trajectories [20]. Furthermore, all transformations corresponding to the same \mathbf{M} lead to the same eigenvalues for the symmetric part \mathbf{F}_s of \mathbf{F} [22], and thus to the same contraction rate $\lambda_{\max}(\mathbf{F})$.

Remark 2.1. In the linear time-invariant case, a system is globally contracting if and only if it is strictly stable, and \mathbf{F} can be chosen as a normal Jordan form of the system with the coordinate transformation to that form [20].

Remark 2.2. Contraction analysis can also be derived for discrete-time systems and for classes of hybrid systems [21].

Finally, it can be shown that contraction is preserved through basic system combinations (such as parallel combinations, hierarchies, and certain types of negative feedback, see [20] for details)

Theorem 2 (Contraction and robustness). Consider a contracting system $\dot{\mathbf{x}} = \mathbf{f}(\mathbf{x}; t)$, with a constant metric and contraction rate λ . Let $\mathbf{P}_1(t)$ be a trajectory of the system, and let $\mathbf{P}_2(t)$ be a trajectory of the disturbed system

$$\dot{\mathbf{x}} = \mathbf{f}(\mathbf{x}; t) + \mathbf{d}(\mathbf{x}; t)$$

Then the distance $R(t)$ between $\mathbf{P}_1(t)$ and $\mathbf{P}_2(t)$ verifies $R(t) \leq \sup_{\mathbf{x}, t} \|\mathbf{d}(\mathbf{x}; t)\| e^{-\lambda t}$ after exponential transients of rate λ .

For a proof and generalisation of this theorem see section 3.7 in [20].

Remark 2.3 (Important precision on our use of metric). Whenever in the rest of the paper, if we speak of contraction it is with respect to a constant metric (all our proof and theorem will assume a constant γ).

2.2 Contracting systems and input continuity

The main tool to study input continuity of a contracting system is its robustness. We will compare the perturbed state s^0 with a perturbed input u^0 and the wanted state s with perfect input u :

$$\begin{aligned} \underline{s} &= f(s; u; t) \\ s^0 &= f(s^0; u^0; t) = f(s^0; u; t) + h(s^0; t) \\ \text{with } h(s^0; t) &= f(s^0; u^0; t) - f(s^0; u; t) \end{aligned}$$

Then, if f is contracting, we can prove with the generalized form of the robustness seen in [20] that

$$\|R\|_{\infty} + \int_{t_0}^t \|H(\tau)\| d\tau \leq \gamma \|Z_{t_0}\| \quad (4)$$

$$\|R(t)\| \leq e^{-\gamma(t-t_0)} \|R(t_0)\| + \int_{t_0}^t e^{-\gamma(t-\tau)} \|H(\tau)\| d\tau \quad (5)$$

with $r = s^0 - s$; $R(t) = \|r(t)\|$ and $H(t) = \|h(t)\|$, $\|\cdot\|$ the norm of the space in which f is proved contracting with contraction rate γ .

Remark 2.4. If the contraction analysis uses a constant metric different from the identity ($\gamma \neq \text{Id}$), it has to be taken in account in the norm $\|\cdot\|$, for instance in the case of the use of the 2-norm $\|\cdot\|_2$ and a metric γ we will use $\|\cdot\| = \|\gamma(\cdot)\|_2$.

Our goal is to prove input continuity

$$\forall \epsilon > 0; \exists \delta \text{ such as if } d(u; u^0) < \delta \text{ then } d(s; s^0) < \epsilon$$

We can prove the input continuity considering the space of the input signal and output signal with these norms:

$$\|x\|_{\infty}^{-1} = \sup_{t \in [t_0, t_f]} \|x(t)\| \quad (6)$$

$$\|x\|_{\infty}^{-1} = \sup_{t \in [t_0, t_f]} \|x(t)\| e^{-\gamma(t-t_0)} \quad \text{with } \gamma > 0 \quad (7)$$

With the convention $R(1) = 0$,

$$\|x\|_{1,t} = \frac{\|x\|_{1,t}}{t} \quad (8)$$

Then, under the assumption that $\delta < t; H$ $k d(u; u^0)$ we have input continuity. This assumption can be fulfilled using Heine's theorem with the continuity of f and the compactness of the space (with bounded signals), we still need uniformity with respect to t , which should not be an issue.

Theorem 3. If all the signals are bounded (even if it's not a necessary condition it's very convenient and typically the case in-vivo), f uniformly continuous and contracting, then we have the input continuity for $N_{\|x\|_{1,t}}$ in the input space and $N_{\|y\|_{1,t}}$ in the output space.

Remark 2.5. The uniform continuity is natural, since the dependence in t should be simple and we consider the signals bounded, then we can use simple continuity of f and prove that it's a uniform continuity.

Proof. We have the hypothesis:

$$\delta \quad t_0; \|u\|_{1,t} \leq M^0; \|y\|_{1,t} \leq M^0 \\ N_{\|x\|_{1,t}}(u^0 - u) \leq 0$$

Using the uniform continuity,

$$\delta \quad t_0; \|H\|_{1,t} \leq M \\ N_{\|x\|_{1,t}}(h) \quad (9)$$

We have

$$N_{\|x\|_{1,t}}(x) = \int_1^Z e^{-(t-y)} R(y) dy \quad (10)$$

However from the robustness (5) we have

$$\delta \quad R(y) \leq \int_1^Z e^{-(t-y)} H(y) dy \quad (11)$$

We can apply Lemma 12.1 with $t_0 = 1$ and define t_1 the moment of the saturation

$$e^{-(t_1-t)} = \frac{1}{M} \quad (12)$$

$$N_{\|x\|_{1,t}}(x) = \lim_{t_0 \rightarrow 1} \int_{t_0}^{t_1} e^{-(t-y)} \frac{M}{1} dy + \int_{t_1}^Z e^{-(t-y)} e^{-(t_1-y)} dy$$

which by calculus using the relation (12)

$$\frac{M}{M} - \frac{1}{M} = \frac{M-1}{M} \quad (13)$$

From (13) we have the continuity, since all the powers of λ are positives.

Let's consider some cases :

if $\lim_{M \rightarrow \infty} \frac{1}{M} \sum_{m=1}^M \dots = 0$ then the fact that M is finite is important otherwise this term will go to $+1$, we can have in extreme cases some numerical surprises (even if we have the continuity)

if $\epsilon = 0$ then by continuity we get the limit: $-\epsilon - \ln \frac{M}{\epsilon}$ so we still have that M should be bounded to allow us to use it.

if $\epsilon > 0$ then we can get rid of M and perhaps in first approximation, just keep the main term : —

Remark 2.6. If t_1 doesn't exist (i.e. $\frac{1}{M} = 1$) it just means that we did not take small but the calculus gives just the first term of (13) which is still good.

Remark 2.7. We can also instead of using some case based calculus over the \mathcal{L} and use the lemma 12.2 to have a pseudo equivalence of all of these norms.

Remark 2.8. We should see that in the preceding proof, γ is taken as the contraction rate of the system, but we can use any $\gamma < \gamma^*$ since (4) will still be true.

Remark 2.9. When dealing with this kind of norms, Lemma 12.2 can be very useful and easy to use.

3 Symmetries

The symmetries of a neural network, defined in a broad sense, can reflect important properties. There are a lot of different ways to express symmetries, such as symmetry of the input, the output, or the system. In fact, all of them are usually bound together.

3.1 Generic spatial linear symmetry, same approach as in [24]

Here we will look at a generic symmetry, namely a linear relation of the variables of the system state represented by a subspace M . All this is based on the work on the symmetry for contracting systems in [24].

We will consider the deterministic system in \mathbb{R}^n

$$\dot{x} = f(x; t) \quad (14)$$

The symmetry we are looking for there is the symmetry of the system state : that is some linear relation between the components of x . To prove this property we have the main theorem of the paper [24] which can be stated as :

Theorem 4. Consider a linear flow-invariant subspace M and the associated orthonormal projection matrix $V^>V$ (we have $V^>V + U^>U = I_n$ and $x \in M \iff Vx = 0$). The system (14) converges exponentially to M if the system

$$\dot{y} = V f(V^>y; t) \quad (15)$$

is contracting.

If the above contraction condition is fulfilled, then starting from any initial conditions, all trajectories of system (14) will exponentially converge to M . If furthermore the contraction rate for (15) is > 0 , then the convergence to M will be exponential with rate

Remark 3.1. We can link y and x indeed if we set $y = Vx$ we get the system

$$\dot{y} = V\dot{x} = V f(x) = V f(V^>y + U^>Ux) \quad (16)$$

which is contracting with respect to y equivalently with the contraction of the system (15).

Briefly this theorem gives us the ability to prove the contraction of all solutions to a subspace M of the state space. To belong to a linear subspace M is a property stating that we satisfy a system of linear constraints. This property is easily linked to a seminorm of the generic type :

$$N_M(x) = \|Vx\|$$

To use this in our framework, we add an input to this system, formalized as

$$\dot{x} = f(x; u(t); t)$$

We can now state an adapted version of Theorem 3

Theorem 5. If all the signals are bounded, f uniformly continuous, with (15) contracting and M flow-invariant, then it is input continuous with input norm $N_{\| \dot{u} \|}^{1/p}$ and output pseudo norm $N_{N_M}^{1/p}$.

Proof. Indeed we can apply Theorem (3) on the contracting system (16) with space norm $\| \cdot \|$ giving us input continuity of this system with norm $N_{\| \dot{y} \|}^{1/p}$ (resp. $N_{\| \dot{y} \|}^{1/p}$) as input norm (resp. output norm). We have that $N_M(x) = \|Vx\| = \|\dot{y}\|$ so we can directly apply the result to the original system using $N_{N_M}^{1/p}$ as output norm. \square

3.2 Spatial symmetries and contractions

Compared to the previous section, we will consider a more generic representation of spatial symmetries with the operator \mathcal{S} .

3.2.1 Generic operator

With any kind of operator \mathcal{S} acting on the state space, we define f represent a \mathcal{S} -equivariant dynamical system if

$$\mathcal{S} \circ f(\mathbf{x}; t) = f(\mathcal{S}(\mathbf{x}); t) \quad \text{with} \quad \mathcal{S} \circ \mathcal{S} = \text{id} \quad (17)$$

We will say that a state \mathbf{x} is \mathcal{S} -symmetric if $\mathcal{S}(\mathbf{x}(t)) = \mathbf{x}(t)$.

Theorem 6. If f is \mathcal{S} -equivariant and contracting, all solutions converge exponentially to a single trajectory $\mathbf{x}(t)$ \mathcal{S} -symmetric.

Proof. Since the system is contracting all solutions converge exponentially to a single solution $\mathbf{x}(t)$ but $\mathcal{S}(\mathbf{x}(t))$ is also solution :

$$\frac{d}{dt} (\mathcal{S}(\mathbf{x}(t))) = \mathcal{S}(\dot{\mathbf{x}}(t)) = \mathcal{S}(f(\mathbf{x}; t)) = f(\mathcal{S}(\mathbf{x}); t)$$

hence $\mathbf{x}(t) \rightarrow \mathcal{S}(\mathbf{x}(t))$ exponentially. □

Remark 3.2. We just demonstrated that if f is contracting, it "transfers" all its spatial symmetries to the solution. So that in fact it transfers also the symmetry $\mathcal{S} \circ \mathcal{S} \circ \mathcal{S} \circ \dots$ and every other combination of the symmetries it accepts.

There will be two main different types of \mathcal{S} usually considered : Lie group actions (as e.g. in [25]) and permutation group actions (for example in [26]). We will then speak of two main classes

the linear class, including the Lie group actions

the discrete class, including the permutation group actions

3.2.2 Permutations or discrete operators

We are working in $E = \mathbb{R}^n$ with some base : $\mathbf{x} \in E : \mathbf{x} = (x_1; x_2; \dots; x_n)$, and we define the action of a permutation σ on E by :

$$\sigma(\mathbf{x}) = (x_{\sigma(1)}; \dots; x_{\sigma(n)})$$

Decomposing σ in disjoint non trivial cycles :

$$\sigma = (i_0 \ i_1 \ \dots \ i_p)$$

we can decompose the space accordingly :

$$E = \mathbb{R}^n = E_0 \oplus E_1 \oplus \dots \oplus E_p \oplus E_{I_q}$$

with E_i the space of action of i , l_i the size of i , E_{I_q} correspond to the space invariant by the action of w which is of dimension $q = n - \sum_{i=1}^p l_i$ since the cycles i are non-trivial.

Remark 3.3. The symmetry of the solution means it's polysynchrony : in each subspace E_i the solution has to be in synchrony forming then p groups of synchrony. Cf. example in Figure 4

Remark 3.4. It is important to see that all the existing symmetries will be transferred meaning the system maximise the synchrony : for example, if f is $(0;1)$ -equivariant and $(1;2)$ -equivariant then the system will lead to $x_0 = x_1 = x_2$.

$$\begin{aligned} &= (01)(23)(4) \\ E &= E_{(01)} \oplus E_{(23)} \oplus \mathbb{R} \\ x &= (x_0; x_1; x_2; x_3; x_4) \\ x &= (x_1; x_0; x_3; x_2; x_4) \end{aligned}$$

$f = f$ means :

$$\begin{aligned} f_2(x_0; x_1; x_2; x_3; x_4) &= f_1(x_1; x_0; x_3; x_2; x_4) \\ f_1(x_0; x_1; x_2; x_3; x_4) &= f_2(x_1; x_0; x_3; x_2; x_4) \\ f_4(x_0; x_1; x_2; x_3; x_4) &= f_3(x_1; x_0; x_3; x_2; x_4) \\ f_3(x_0; x_1; x_2; x_3; x_4) &= f_4(x_1; x_0; x_3; x_2; x_4) \\ f_5(x_0; x_1; x_2; x_3; x_4) &= f_5(x_1; x_0; x_3; x_2; x_4) \end{aligned}$$

)

and $\begin{matrix} x_0 = x_1 \\ x_2 = x_3 \end{matrix} \quad () \quad x = x$

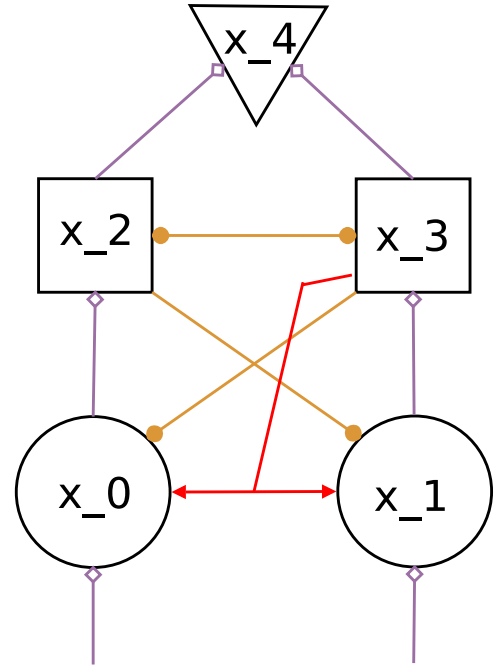


Figure 4: Toy example which could modelise a three layered network.

3.2.3 Lie group, linear operators

We can define $M = \{x; x = xg\}$, it is a linear subspace since g is a linear operator. Then we can define the orthogonal projector V on the orthogonal of M .

Remark 3.5. To say that x is $-$ symmetric is equivalent to say that $x \in M$

Remark 3.6. A permutation is also a linear operator, so that we also have all the result of this part which apply.

We are in a subcase of subsection 3.1, but with the operator representation of the symmetry. Indeed,

Lemma 6.1. $\text{equivariance} \Rightarrow M$ flow invariant

Proof. if $x \in M$ and f is π -equivariant : $\underline{x} = f(x) = f(\pi(x)) = \pi(f(x)) = \pi(\underline{x})$ □

Then we can derive the adapted theorem from Theorem 4

Theorem 7. If f is π -equivariant and $V f V^T$ is contracting, then all solutions converge exponentially to a single trajectory $x(t)$ π -symmetric.

3.2.4 Conclusion of spatial symmetries and contractions

In the end we have got the main theorem that we will use :

Theorem 8. If the system f is π -equivariant and has one of the following contraction property (sorted by strength)

Contraction of the system $\forall \pi$! for all type of

Contraction toward M_{all} ! for permutations

Contraction toward M ! for linear operators

Then all solutions converge exponentially to a single trajectory $x(t)$ π -symmetric.

M_{all} is the space of full synchrony, this hypothesis is weaker than with M but can be easier to compute and mainly π -independent. To have more insight of the calculus of this contraction conditions see section 4.

Lemma 8.1. Contraction toward M_{all} \Rightarrow Contraction toward M for a permutation.

Remark 3.7. For the two contraction conditions toward a subspace, the π -equivariant hypothesis can be weakened as it was with a flow invariance of Theorem 4.

3.3 Spatio-temporal symmetries

3.3.1 Spatio-temporal symmetries

We study here spatio-temporal symmetries, inspired by the theory developed by Golubitsky et al. [26, 27, 28, 29]

We define a spatio-temporal symmetry $h = (\sigma; T)$ a spatial symmetry σ combined to a period T and its action by

$$hx(t) = \sigma(x(t+T))$$

Not like in the $H=K$ theorem of Golubitsky et al. [26, 27, 28, 29], we do not restrict ourselves to discrete spatial symmetries, but like we will see further to some operator σ such as there exists p the order of σ ($\sigma^p = 1$). To illustrate the discrete case we look at a 3-ring with the h -symmetry :

$$\begin{aligned} h &= (0; 1; 2); \sigma & x(t) &= (x_0(t); x_1(t); x_2(t)) \\ & & \sigma & x_1(t+T) = x_0(t) \\ hx(t) &= \sigma(x(t)) & \sigma & x_2(t+T) = x_1(t) \\ & & \sigma & x_0(t+T) = x_2(t) \end{aligned}$$

which then exhibits a rotating behaviour. Moreover the rotating wave is periodic since $hx(t) = x(t) \Rightarrow x_0(t) = x_0(t+3T)$.

We consider f a h -equivariant dynamical system :

$$\dot{x} = f(x; t) \quad \text{with} \quad f(x(t); t) = f(\sigma(x(t)); t+T) \quad (18)$$

Theorem 9. If f is contracting and h -equivariant, then after transients the solutions are pT periodic and exhibits the symmetry h

Basically, all the solutions tend to a periodic solution $x_p(t)$ with the symmetry h ($x_p(t) = \sigma(x_p(t-T))$).

Proof. if $x(t)$ is a solution, we show that $x(t-T)$ is also a solution:

$$\frac{d}{dt} (x(t-T)) = \dot{x}(t-T) = f(x(t-T); t-T) = f(\sigma(x(t-T)); t)$$

Then, since f is contracting, we have $x(t) \rightarrow x(t-T)$ exponentially fast.

This in turn shows that the solution tends to a periodic signal exponentially : by recursion

$$\sigma^p x(t) = x(t) \rightarrow x(t-pT)$$

we get $\forall t \in [0; pT]$ $x(t+npT)$ is a Cauchy sequence, and therefore the limiting function $\lim_{n \rightarrow \infty} x(t+npT)$ exists, which completes the proof. \square

3.4 Control of the solution's symmetries

Here we show the power of input continuity in controlling the spatio-temporal symmetries of the output with the input.

3.4.1 Main idea

We control of the system by modifying its input. Thanks to input continuity, we have robustness and so we can plug the input during a finite time, instead of controlling the system from the beginning, and still be as close as we want to the desired output. The next interesting step is to unplug the input and predict what will happen. Usually the interesting case will have the system keep behaving like we set it (an hysteresis-like behaviour). To achieve this, we need to lead the system to one of its solutions. Here we don't look at the natural symmetrical possible solution a system exhibits, for this one can look at the H/K Theorem from Golubitsky et al. [26, 27, 28, 29] for example. But we have everything to follow the preceding control scheme to force the system to have some kind of symmetry in its output.

We can summarize the conditions we need to apply one of our theorems :

Condition of symmetry (\mathbb{Z} -equivariance or flow-invariance)

Condition of contraction (contraction or contraction toward a subspace)

The contraction hypothesis will bring robustness to our control (Theorem 5.3), and the symmetry condition will be transferred to the output. The input signal then can have many roles : control the contraction of the signal, add symmetries to the system by compensating its lack of symmetry or remove some symmetries e.g. to prevent the solution from being flat.

In the following we will look at the last action : control the symmetries easily without needing a feedback, just by the symmetry of the input signal. Moreover, we will control the symmetry of the system through its \mathbb{Z} -equivariances.

3.4.2 Control of spatial symmetries / \mathbb{Z} -equivariance

We look at the system :

$$\dot{x} = g(x;t) + I(x;u(t);t)$$

With

$$I_i \text{ depending only on } u_i : I_i(x;u_i(t);t)$$

with g representing the internal dynamic and I the input function.

Remark 3.8. The hypothesis on the input function just mean that we set an individual input signal to each element of the system, which is the meaning of an input signal.

We are interested in S the set of symmetries the system exhibits. We consider known the set of symmetries of $g + I$ with respect to x .

Theorem 10. $S = \setminus f$ symmetries of ug

Proof. We have $I(x; u(t); t) = I(x; u(t); t)$ by τ -equivariance, and we want $I(x; u(t); t) = I(x; u(t); t)$ so we are looking at $S = \setminus f^2$; $u = ug$ \square

Remark 3.9. The intersection in the definition of S is very important: it is the controlling capacity that we have.

3.4.3 Control of spatio-temporal symmetries / h -equivariance

In a simpler but still realistic system :

$$\dot{x} = g(x) + I(x; u(t)) = f(x; u)$$

With

$$I_i \text{ depending only on } u_i : I_i(x; u_i(t))$$

With g representing the internal dynamic and I the input function.

Remark 3.10. The hypothesis on the input function just means that we set an individual input signal to each element of the system.

We are interested in S the set of symmetries the system exhibits. We consider known $H = (\cdot; T)$ the set of symmetries of $g + I$ with respect to x .

Theorem 11. $S = H \setminus f$ symmetries of ug

Proof. We have

$$\tau^2 \cdot g(x) = g(x) \text{ which is given by the } \tau\text{-equivariance of } g$$

And since I doesn't depend on time, H -equivariance means τ -equivariance with respect to x :

$$I(x; u(t)) = I(x; u(t))$$

As in the spatial case we want

$$I(x; u(t)) = I(x; u(t + T))$$

which means u is h symmetric :

$$u(t) = u(t + T)$$

\square

4 Contraction condition with help of symmetry

We have seen that with the contraction condition verified, we can control the symmetry to control the solution. Actually, the symmetry of the system can also help us to simplify the proof of contraction itself.

4.1 Circulant functions, symmetries and contraction conditions

Lemma 11.1. A \mathbb{Z}_n -equivariance with a cycle of the size of the space is something well known: M \mathbb{Z}_n -equivariant $\Leftrightarrow M$ is circulant.

Proof. A $m \times m$ matrix is circulant $\Leftrightarrow M$ seen as a quadratic form $M(x; x) = x^T M x$ has the property $M(x; x) = M(\tau^{-1}x; x)$ with a m -cycle. On the other side we have $\tau^{-1} = \tau^T$ and $M(x; x) = x^T M x = x^T M x = (\tau^{-1}x)^T M x$ by \mathbb{Z}_n -equivariance. \square

Remark 4.1. A matrix C is circulant \Leftrightarrow it can be written as :

$$C = \begin{pmatrix} c(0) & c(1) & \dots & c(n-1) \\ c(n-1) & c(0) & \dots & c(1) \\ \vdots & \vdots & \ddots & \vdots \\ c(1) & c(2) & \dots & c(n-1) \end{pmatrix}$$

The eigen value of the symmetric part are also simple :

$$\lambda_i = \sum_{k=0}^{n-1} c(k) \cos(2\pi k i / n)$$

We will consider a \mathbb{Z}_n -equivariant (circulant cf 11.1) system f^0 in space E^0 of size n^0 . We define $x_j^0 = \sum_{k=0}^{n^0-1} \phi_k f_k^0 \cos(2\pi j k / n^0)$

Remark 4.2. The x_j^0 are defined using the first component of f^0 but thanks to the circulant property, it could be equivalently done using any other component.

Then we can prove two interesting lemmas :

Lemma 11.2.

$$f^0 \text{ contracting with identity metric } (\cdot, \cdot)_{\mathbb{R}^2} \text{ on } [0; n^0 - 1]; \quad \lambda_j^0 < 0 \quad (19)$$

Lemma 11.3.

$$V^0 \frac{\partial f^0}{\partial x} V^{\text{tr}} < 0 \quad () \quad \exists j \in \{1:n^0-1\}; \quad \lambda_j^0 < 0 \quad (20)$$

Remark 4.3. We have a condition of size $n^0 - 1$ as it should be.

Remark 4.4. $V_{\text{all}}^0 = V^0$

With this two lemmas we have moreover a simple link between the contraction and the contraction toward the subspace of synchrony.

4.2 Discrete symmetric system

We consider a π -equivariant system :

$$\dot{x} = f(x) \quad (21)$$

We will consider that π is a permutation and use notation from 3.2.2.

Such a π -equivariant system will converge exponentially to a solution $x = \pi x$ if it has one of the contraction property. We will look at the strongest one : contraction toward $M = \{x \mid x = \pi x\}$, and precisely at the sufficient condition $V \frac{\partial f}{\partial x} V^T < 0$ with $Vx = 0 \quad () \quad x \in M^\perp$.

Theorem 12.

$$V \frac{\partial f}{\partial x} V^T < 0 \quad () \quad \exists i \in \{0:p\} \exists j \in \{1:l_i-1\}; \quad \lambda_{ji} < 0$$

with

$$\lambda_{ji} = \frac{1}{l_i} \sum_{k=0}^{l_i-1} \partial_{k_i} f_{0_i} \cos(2\pi k \cdot l_i)$$

k_i being the indice of the k th element in the i th subspace (modul l_i to stay in the i th subspace). For example for $i=1$ we have $k_1 = l_1 + k$, $(-2)_1 = l_1 + l_2 - 2$ and $f_{0_1} = f_{l_1}$

Proof.

Remark 4.5. $x = \pi x$ is equivalent to the conjunction $\exists i \in \{0:p\} x_{E_i} = \pi x_{E_i}$. But $x_{E_i} = \pi x_{E_i}$ means that x is in synchrony inside each E_i : We want to prove a polysynchrony which can be done by proving the synchrony inside each group.

We can relate this remark to

$$V \frac{\partial f}{\partial x} V^T < 0 \quad () \quad \exists i V_i \frac{\partial f}{\partial x_{E_i}} V_i^T < 0$$

Which lead us to us the result of the last subsection : Lemma 11.3 and complete the proof. \square

5 Generic examples

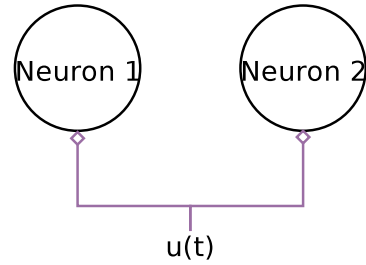
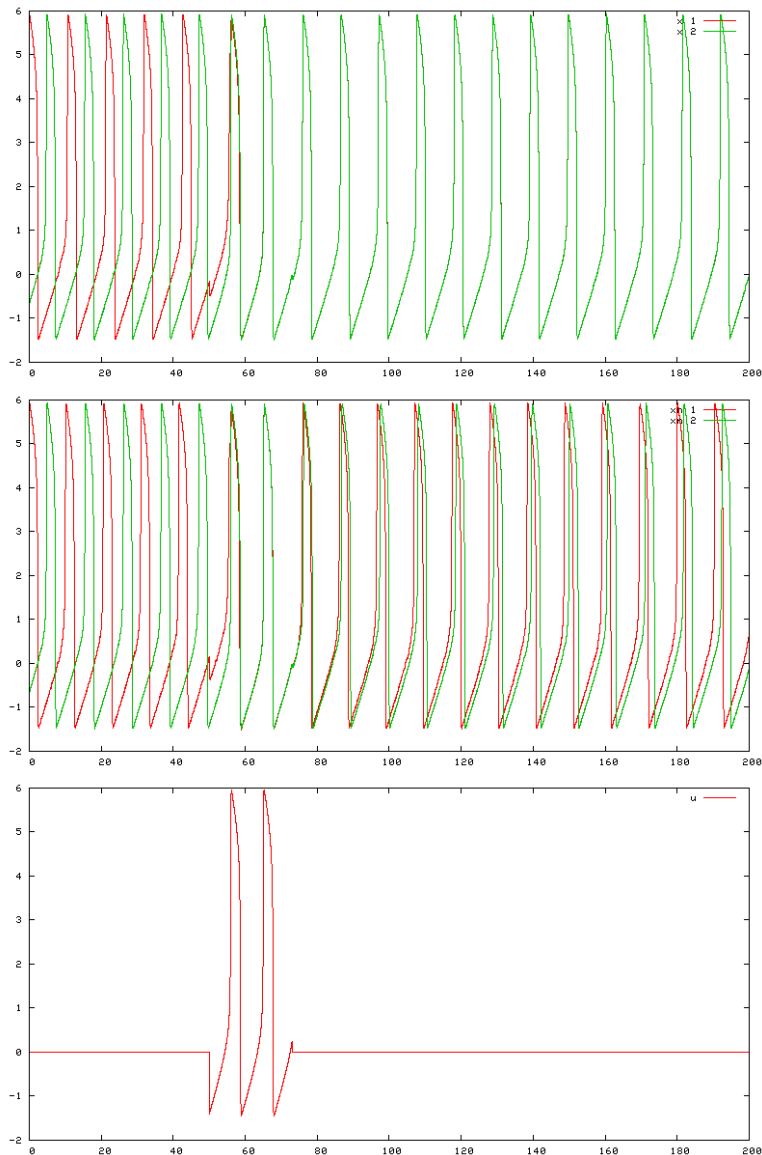


Figure 5: Neuron 1 and 2 are two independent FitzHugh-Nagumo oscillators of same function f . At time $t = 0$ they are not in phase and behave independently (they spike thanks to a constant external excitatory input e). We use the contracting input with the signal $u(t)$ to drive both neuron in phase from time 50 to 70, and then we remove the contracting input, the two neurons having the same dynamic stay in phase.

The system for $i = 1, 2$

$$\dot{x}_i = f(x_i) + e + I_i$$

$$I_i = \text{step}_{50,70}(u(t) - x_i)$$

The step could be biologically something like a gate activation depending on the existence of an input : if $u(t) = 0$ then 0 else 1

Remark 5.1. In vivo neuron1/2 can represent two symmetrical networks in the brain, being far away, we just need $u(t)$ equal to both of them.

Remark 5.2. The signal $u(t)$ can have delays to reach the two systems, which preserve the result as long as they are symmetric.

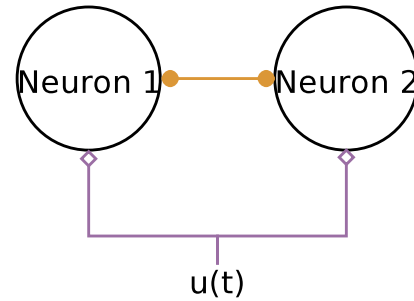
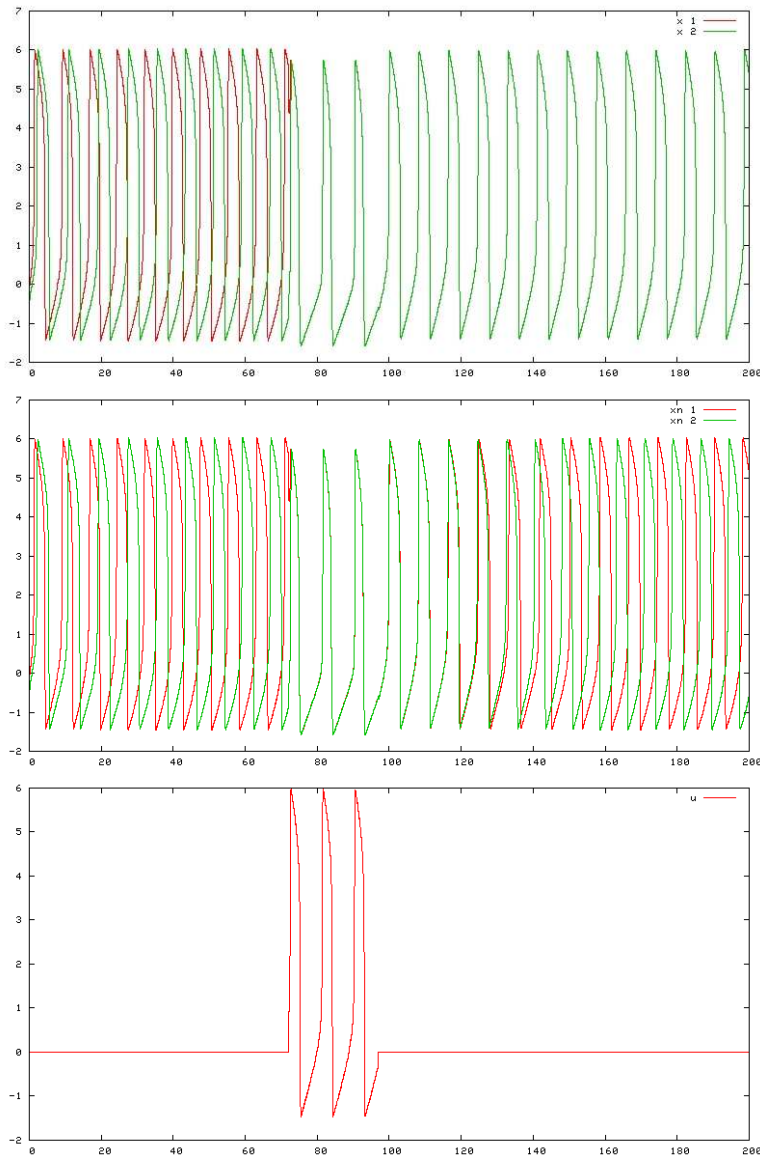


Figure 6: Same as figure 5 but now with an inhibitory symmetrical link between them, as we can see before we put the contracting input, this link leads the system to antiphase naturally. But after synchronizing by force with the input, they stay in the unstable state where they are equal. The system

$$\begin{aligned} \dot{x}_1 &= f(x_1) - x_2 + e + I_1 \\ \dot{x}_2 &= f(x_2) - x_1 + e + I_2 \\ I_i &= \text{step}_{75;95}(u(t)) \quad x_i \end{aligned}$$

Remark 5.3. We still have the remarks from figure 5 on top of what we have to emphasise the need to have a symmetrical link between the two networks (here the mutual inhibition).

Remark 5.4. In vivo they will not stay in phase for ever since it's not a stable state and they get some different noise (e will be different between them), but we will still have a transient synchronisation lasting for a bit.

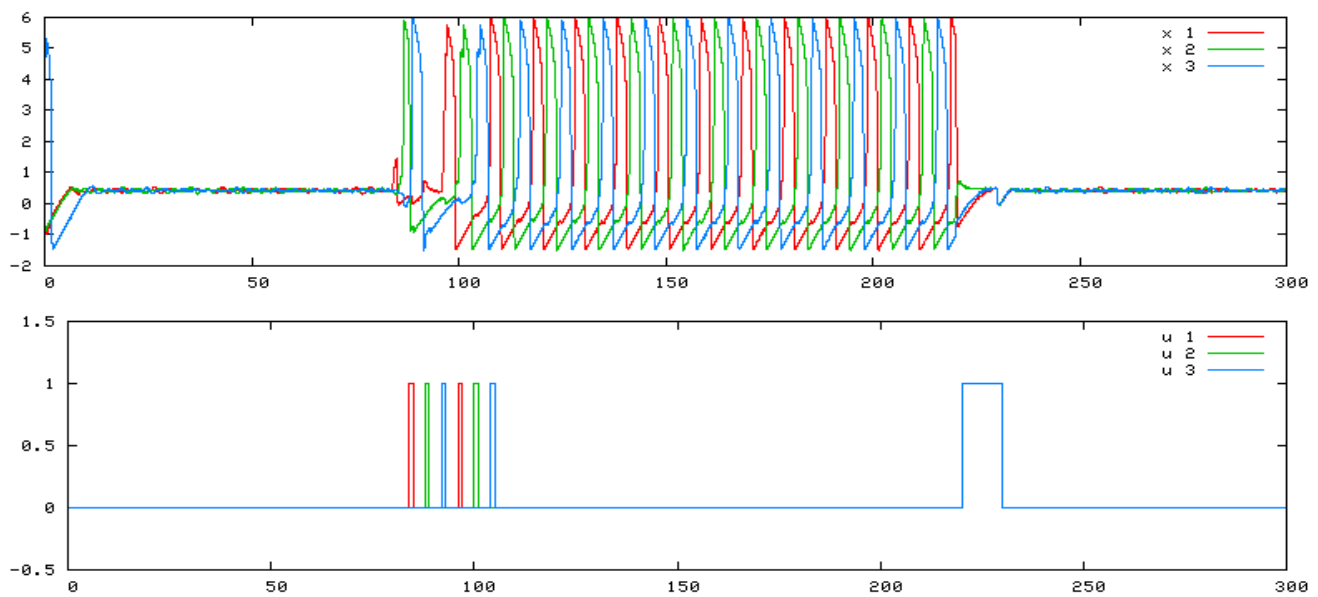
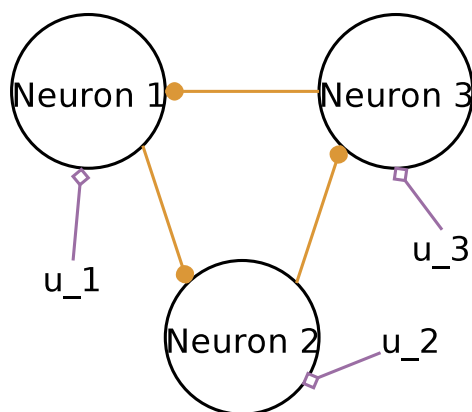


Figure 7: We have here a ring of 3 Fitzugh-Nagumo neurons, each inhibiting its right neighbour. This system as we can see has a stable state where none of them can spike (here e is not big enough to make them spike because of the overall inhibition) and it has also another stable state where they are spiking one after the other (the inhibition being in the refractory period of the next one makes it spike shortly after). To pass from one state to the other we use a contracting input function with an input signal exhibiting the symmetry we want to see, here we lead the system to antiphase and then back to silent mode.

Remark 5.5. The control input to get back to the silent mode is here a long step but can be any spatially symmetric signal (equal for 1 2 and 3), or inspired from the visual saccades involving bursting, this long step can modelise a short but with high frequency burst, being here a way to reinitialize our network to a silent state before a new computation cf [14].



The system

$$\begin{aligned} \dot{x}_1 &= f(x_1) & x_3 + e_1 + I_1 \\ \dot{x}_2 &= f(x_2) & x_1 + e_2 + I_2 \\ \dot{x}_3 &= f(x_3) & x_2 + e_3 + I_3 \\ I_i &= \text{activator}(u_i(t)) \end{aligned}$$

Remark 5.6. We still have the remarks from figure 5 on top of what we have to emphasise the need to have a symmetrical link between the two networks (here the mutual inhibition).

6 Annexe

Lem m a 12.1. a boundary on the norm before t:

$$8t \quad t_0; \quad \int_{t_0}^Z e^{(y-t)} H(y) dy \quad \text{m in} \quad e^{(t-t_0)}; \quad \frac{M}{1} (1 - e^{(t_0-t)}) \quad (22)$$

Rem ark : The inequality is an equality for

$$H(y) = \begin{cases} M & \text{if } y \leq t_1, \\ 0 & \text{if } t_1 < y \leq t \end{cases}$$

with t_1 the m om ent of saturation if it exists :

$$\frac{M}{1} (e^{(t_1-t)} - e^{(t_0-t)}) =$$

P roof.

$$8 \quad t_0; \quad \int_{t_0}^Z e^{(y-t)} H(y) dy = e^{(t-t_0)} \int_{t_0}^Z e^{(y-t)} H(y) dy \\ \stackrel{\text{def}}{=} e^{(t-t_0)} h(t)$$

however $h(t_0) = 0$; $h(t) =$; $h(t) = e^{(t-t_0)} H(t)$

$$\begin{aligned} \text{from (9)} \Rightarrow 0 & \leq h(t) \leq M e^{(t-t_0)} \\ \Rightarrow 0 & \leq h(t) \leq \text{m in} \int_{t_0}^Z e^{(y-t)} M dy \\ 0 & \leq h(t) \leq \text{m in} \int_{t_0}^Z \frac{M e^{(y-t)}}{1} (e^{(t_0-t)} - e^{(t_0-t)}) \end{aligned}$$

□

Lem m a 12.2. The possibility to change the of the norm keeping a boundary:

$$\begin{aligned} N_{\text{JJJJ}}^{1,t}(d) &= q(t) \\ \text{with } q(t) &= \begin{cases} \text{if} \\ \text{and } q(t) = \frac{M}{M} - \text{if} \end{cases} \end{aligned} \quad (23)$$

Rem ark : it is also true that we keep the boundary with $t_0 \notin [1, \dots]$ but the result is less interesting.

Proof. With the notation of lemma 12.1 :

$$\begin{aligned} N_{\text{jjj}}^{1,t}(d) &= \int_{t_0}^{Z_t} e^{(\cdot-t)} D(\cdot) d \\ &= e^{(\cdot)t} \int_{t_0}^{Z_t} h(\cdot) e^{(\cdot)} d \end{aligned}$$

integrating by parts and taking the limit $t_0 \rightarrow 1$ when possible :

$$= h(t) + (\cdot) \int_{t_0}^{Z_t} h(\cdot) e^{(\cdot)} (\cdot-t) d$$

for \cdot and using the property of $h(\cdot)$ seen in lemma 12.1

$$+ (\cdot) \int_{t_0}^{Z_{t_1}} \frac{M e^{-t}}{e^{-t_0}} (e^{-t_0} - e^{-t}) e^{(\cdot)} (\cdot-t) + \int_{t_1}^{Z_t} e^{(\cdot)} (\cdot-t)$$

which gives us, with $t_0 \rightarrow 1$ (which works without any new hypothesis)

$$+ (\cdot) \frac{M e^{-(t_1-t)}}{M} + \frac{1}{M} (1 - e^{(\cdot)} (t_1-t))$$

and using the relation (12)

$$\frac{M}{M} -$$

□

6.1 Proof of Lemma 11.3

Proof. A natural projector to the subspace of synchrony is W :

$$W = I = \begin{pmatrix} 0 & 1 & 1 & 0 & \cdots & 0 \\ 0 & \ddots & \ddots & \ddots & \ddots & 0 \\ \vdots & \ddots & \ddots & \ddots & \ddots & 0 \\ 0 & \ddots & \ddots & \ddots & \ddots & 1 \\ 1 & 0 & \cdots & 0 & 1 \end{pmatrix}$$

To use our natural projector, we first have to remark that it is not really a projector to the orthogonal space. Such a projector can be obtained by removing the redundancy inside W , because it is a system of dimension n but represent an hyperspace of dimension $n - 1$.

Then this noticed, instead of looking for the condition $V_{all \frac{\partial f}{\partial x}}^0 V_{all}^T < 0$ we will look for the equivalent condition $W \frac{\partial f}{\partial x} W^T$ strictly negative except for one null eigenvalue.

$$\begin{aligned} A &= W \frac{\partial f^0}{\partial x} W \\ &= \begin{pmatrix} \partial_s f_r^0 & \partial_{s+1} f_r^0 & \dots & \partial_{s+r+1} f_r^0 \end{pmatrix}_{(r;s)2 \llbracket 0:n^0-1 \rrbracket^2} \\ &= (2\partial_s f_r^0 \quad \partial_{s-1} f_r^0 \quad \partial_{s+1} f_r^0)_{(r;s)2 \llbracket 0:n^0-1 \rrbracket^2} \text{ using that } \partial f^0 \text{ is circulant} \end{aligned}$$

Remark 6.1. All indices are modulo n^0 .

Remark 6.2. W is circulant.

Since A is circulant (product of circulant matrix), it is defined by

$$a(k) = A_{0,k} = 2\partial_k f_0^0 \quad \partial_{k-1} f_0^0 \quad \partial_{k+1} f_0^0$$

We are interested in C its symmetric part. It is also a circulant matrix, so defined by $c(k) \quad k \in \llbracket 0:n^0-1 \rrbracket$:

$$c(k) = \frac{a(k) + a(-k)}{2} = \frac{1}{2} (2\partial_k f_0^0 \quad \partial_{k-1} f_0^0 \quad \partial_{k+1} f_0^0 + 2\partial_{-k} f_0^0 \quad \partial_{-(k-1)} f_0^0 \quad \partial_{-(k+1)} f_0^0)$$

One of the interest of circulant matrix is that we know their eigenvectors and associated eigenvalues: taking $w_j^0 = e^{i \frac{2\pi}{n^0} j}$ one of the n^0 th root of 1 ($w_j^{0n^0} = 1$), we construct the eigenvector

$$v_j = (1; w_j^0; w_j^{0^2}; \dots; w_j^{0n^0-1}) \text{ associated to the eigenvalue } \lambda_j^0 = \sum_{k=0}^{n^0-1} c(k) w_j^{0k}$$

Remark 6.3. Since we took C symmetric ($c(k) = c(-k)$), the eigenvalues λ_j^0 are all real as one could remark regrouping $c(k) w_j^{0k} + c(-k) w_j^{0-k} = c(k) \cos(2\pi j k / n^0)$.

With some simple regrouping:

$$\begin{aligned} \lambda_j^0 &= \sum_{k=0}^{n^0-1} c(k) w_j^{0k} = 2(1 - (w_j^0 + w_j^{0-1})) = 2(1 - \cos(2\pi j / n^0)) \\ \text{with } \lambda_j^0 &= \sum_{k=0}^{n^0-1} \partial_k f_0 (w_j^{0k} + w_j^{0-k}) = 2 \sum_{k=0}^{n^0-1} \partial_k f_0 \cos(2\pi j k / n^0) \end{aligned}$$

And :

$$\begin{aligned} & \dot{w}_0 = 0 \\ & \forall j \in \{1:n-1\}; \quad \text{sign}(\dot{w}_j) = \text{sign}(\dot{w}_j) \end{aligned}$$

Since W is of dimension n , but represent a $n-1$ dimensional space, corresponding to \dot{w}_0 . Then by virtue of Theorem 1 of [24] the contraction to the subspace of synchrony E_{all}^0 is ensured with $\forall j \in \{1:n-1\}; \dot{w}_j < 0$ or equivalently $\forall j \in \{1:n-1\}; \dot{w}_j < 0$

□

References

- [1] Vernon B. Mountcastle. "An Organizing Principle for Cerebral Function: The Unit Model and the Distributed System" and The Minding Brain. Gerald M. Edelman and Vernon B. Mountcastle, eds., 1978.
- [2] E. Kerner, M.-O. Gewaltig, U. Kerner, A. Richter, and T. Rodemann. A model of computation in neocortical architecture. *Neural Networks*, 12:989{1005, 1999.
- [3] Rüdger Kupper, Andreas Knoblauch, Marc-Oliver Gewaltig, Ursula Kerner, and Edgar Kerner. Simulations of columnar architecture for cortical stimulus processing. *symposium*, 2006.
- [4] R. Milošević, S. Shen-Orr, S. Itzkovitz, N. Kashtan, D. Chklovskii, and U. Alon. Network motif: Simple building blocks of complex networks. *SCIENCE*, 298:824{827, october 2002.
- [5] Gaby Hayon, Moshe Abeles, and Daniel Lehmann. A model for representing the dynamics of a system of synfire chains. *Journal of Computational Neuroscience*, 18:41{53, 2005.
- [6] Gtig Robert. Learning input correlations through nonlinear temporally asymmetric hebbian plasticity. *Journal of Neuroscience*, 23(9):3697{3714, 1993.
- [7] Munro Paul. Perspectives on bcm. Tutorial on BCM rules.
- [8] Bear M F Malenka RC. Ltp and ltd: an embarrassment of riches. *Neuron*, 44(1):5{21, sept 2004.
- [9] E M. Izhikevitch, J. A. Gally, and G M. Edelman. Spike timing dynamics of neuronal groups. *Cerebral Cortex*, 14:933{944, 2004.
- [10] Christoph Brgers and Nancy Kopell. Synchronization in network of excitatory and inhibitory neurons with sparse, random connectivity. *Neural Computation*, 15:509{538, 2003.

- [11] Paul F. Pinsky and John R. Inzel. Synchrony measures for biological neural networks. *Biological Cybernetics*, 73:129{137, 1995.
- [12] Yakov K. Azanovich and Roman Borisyuk. Synchronization in oscillator systems with a central element and phase shifts. *Progress of Theoretical Physics*, 110 (6) :1047{1057, december 2003.
- [13] Jill K. Leutgeb, Stefan Leutgeb, Alessandro Treves, Retsina Meyer, Carol A. Barnes, Bruce L. McNaughton, May-Britt Moser, and Edvard I. Moser. Progressive transformation of hippocampal neuronal representations in "morphed" environments. *Neuron*, 48:345{358, october 2005.
- [14] Rüdiger Kupper, Marc-Olivier Gewaltig, Ursula Kner, and Edgar Kner. Spike-latency codes and the effects of saccades. 65 (66) :189{194, december 2004.
- [15] Wulfram Gerstner and Werner Kistler. *Spiking Neuron Models*. Cambridge University Press, 2002.
- [16] S. Thorpe, A. Delorme, and R. Van Rullen. Spike-based strategies for rapid processing. *Neural Netw*, 14 (6-7) :715{725, 2001.
- [17] Andrew Camell and Daniel Richardson. Parallel computation in spiking neural nets. May 2005.
- [18] Y. Aviel, C. Mehring, M. Abeles, and D. Horn. On embedding synfire chains in a balanced network. *Neural Computation*, 15:1321{1340, 2003.
- [19] Taro Toyozumi, Jean-Pascal Pster, Kazuyuki Aihara, and Wulfram Gerstner. Generalized bienenstock-cooper-munro rule for spiking neurons that maximizes information transmission. *PNAS*, 102 (14) :5239{5244, April 2005.
- [20] Jean-Jacques Slotine and Manfred Lohmiller. On contraction analysis for nonlinear systems. *Automatica*, 34 (6) :617{682, 1998.
- [21] Manfred Lohmiller and J.J. Slotine. Nonlinear process control using contraction theory. *A.I.Ch.E. Journal*, 46 (3) :588{597, 2000.
- [22] Jean-Jacques E. Slotine. Modular stability tools for distributed computation and control. *Int J. Adaptive Control and Signal Processing*, 17 (6), october 2002.
- [23] Wei Wang and Jean-Jacques E. Slotine. On partial contraction analysis for coupled nonlinear oscillator. *Biological Cybernetics*, 92 (1), 2004.
- [24] Quang-Cuong Pham and Jean-Jacques Slotine. Stable concurrent synchronization in dynamic system networks. *Neural Networks*, 20 (1) :62{77, January 2007.

- [25] M. W. Spong and F. Bullo. Controlled symmetries and passive walking. *Automatic Control, IEEE Transactions on*, 50(7):1025{1031, July 2005.
- [26] M. Golubitsky, I. Stewart, P.L. Buono, and J.J. Collins. Symmetry in locomotor central pattern generators and animal gaits. *Nature*, 401:693{695, 1999.
- [27] Pietro-Luciano Buono and Martin Golubitsky. Models of central pattern generators for quadruped locomotion. *J. Math. Biol.*, 42:291{326, 2001.
- [28] Martin Golubitsky and Ian Stewart. Patterns of oscillation in coupled cell systems. August 2000.
- [29] Kresimir Josic and Andrei T. rk. Network architecture and spatio-temporally symmetric dynamics. may 2006.