

# Periodical cicadas: a minimal automaton model

Giovano de O. Cardozo <sup>a,\*</sup> Daniel de A. M. M. Silvestre <sup>a</sup>  
Alexandre Colato <sup>b</sup>

<sup>a</sup>*Instituto de Física de São Carlos, Universidade de São Paulo, Caixa Postal 369,  
13560-970 São Carlos SP, Brazil*

<sup>b</sup>*Universidade Estadual de Feira de Santana, Departamento de Física. Campus  
Universitário, BR 116, KM 03, 44031-460, Feira de Santana BA, Brazil*

---

## Abstract

The origin and evolution of *Magicicada spp.* life cycles is one of the most intriguing problems in evolutionary biology. These long term periodical life cycles with prime period (namely 13 and 17 years) and the incredibly synchronized emergence of the adults have defied all attempts of ultimate explanation. During the last 15 years a plethora of models and possible explanations for this phenomenon appeared in the literature along with a great deal of discussion. But, despite this considerable effort, there is no final conclusion about this long standing biological problem. Here, we construct a minimal automaton model capable of mimicking those aspects of *Magicicada* life history. Our results point towards competition between different strains with limited dispersal threshold as the main factor leading to the emergence of prime-numbered life cycles.

*Key words:* *Magicicada*, celular automaton, patch dynamics, competition

*PACS:* 87.10.+e, 87.23.n, 07.05.Tp

---

## 1 Introduction

The origin and evolution of the *Magicicada spp.* life cycles is one of the most intriguing problems in population biology and evolution. These long term periodical life cycles with prime period (namely 13 and 17 years) and the incredibly synchronized emergence of the adults have defied all attempts of ultimate explanation since their discovery some 300 years ago [1]. During the

---

\* Corresponding author: giovano@ifsc.usp.br

last 15 years a plethora of models and possible explanations for this phenomenon appeared in the literature (e.g. [1,2,3,4,5,6] and [7,8] for a good review). However, despite this considerable effort, there is no final conclusion about this long standing biological problem. Currently, there seems to be two main lines debating this subject. The traditional line advocates that this type of life cycle emerges as a response of the cicadas against predation pressure and limited resources [3,6,9,10,11,12]. Thus, a prime-numbered life cycle with highly synchronized emergence is thought to be a strategy to evade predation by minimizing the probability of interspecific interaction and promote predator satiation during population exposure at the adult part of its life cycle. On the other hand, some authors propose that this type of life history emerges to avoid hybridization between the different strains of cicadas under harsh environmental conditions [13,14,15]. To be more specific, at ice age periods the environmental conditions led to delayed emergence and limited mating opportunities promoted synchronization in populations with periodic life cycles. The prevalence of prime-numbered life cycles is explained by their lowest probability of hybridization with other life cycles. It's important to state that, by definition, an insect is said to be periodic if its life cycle has a fixed length of  $k$  years ( $k > 1$ ) and adults do not appear every but only every  $k$ th year. Otherwise, we call that insect annual, despite of the length of its life cycle (cf. [12]).

Recently, three accounts about the subject were published [1,6,16] suggesting a somewhat different line of thought. Those authors believe that competition is the main factor leading to periodicity as defined above, based on the assumption that competition between different strains is stronger than competition within one specific strain [12]. They suggest competition between strains with nymphs of other species of cicadas (outside the *Magicicada* group) would enhance selection for periodicity by augmenting the intensity of intraspecific competition and determining the spatial distribution of the strains. The emergence of prime periods would be just an artifact of the process [1] or even does not need an explanation at all [16]. In [6], the model used deal with most aspects reviewed here in a very simple and clear manner. One can verify that the assumptions made by those authors are, indeed, biologically reasonable. Nevertheless, the problem still persists. What are the sufficient conditions for the emergence of prime-numbered life cycles? Which mechanisms are responsible for that? To what extent? In this contribution, we will try to address some of those questions in a straightforward manner.

## 2 The Model

Our model is inspired in the works of Campos *et al.* and Goles *et al.* [2,6] with some simplifications and a rather different biological interpretation. Instead

of a individual-based population dynamics, our model consists of very simple  
patch dynamics in the spirit found in [17]. We construct a stochastic cellular  
automaton with periodic boundaries on a squared lattice of linear dimension  
 $L$ . Each lattice site represents one habitat patch. The update of each patch  
runs in parallel and each generation (our discrete time step) consists of a  
complete update of the lattice. At a given generation, a given patch may be  
empty ( $s_i(t) = 0$ ) or colonized ( $s_i(t) = 1$ ). If this is the case, the colonized  
patch has two more characteristics, a life cycle length  $k$  (with  $k = 2 \dots, d$ ) and  
an age  $t_i(t)$ . The parameter  $d$  stands for the total diversity of life cycles. Every  
time a colonized patch has age equal to its life cycle length ( $t_i(t) = k$ ) we say  
that it is in the active state. Biologically, this corresponds to the adult part  
of the life cycle of the cicadas. Individuals can only interact directly during  
this phase of its life cycle. The process of interaction is very straightforward.  
During the generation update, every time an empty patch (inactive site) is  
found we look at its closest neighborhood (Moore neighborhood with range  
1) and count the number of active patches. If the number of these is greater  
or equal to the dispersal threshold parameter  $K$ , that empty patch will be  
eventually colonized. After this, a randomly chosen active patch is picked from  
the neighborhood and those individuals will be responsible by the colonization  
of the empty patch. The newly colonized patch has the same life cycle length  
of its colonizer and age set to zero. This process is biologically reasonable  
and mimics very well a competitive dynamics between the different strains  
of cicadas. The parameter  $K$  can be viewed as measure of a tendency for  
dispersal of the population. Therefore, for small  $K$  there is a high tendency  
for dispersal and we need small populational density to have that. Conversely,  
a large  $K$  implies a high populational density in order to promote dispersal.  
At the end of a generation step, all active patches have their age set to zero  
and the whole process begin again.

For each simulation run, a set of initial conditions is defined this way. A  
squared central seed is put at the lattice. The size of the central seed is con-  
trolled by the parameter  $x_0$  which defines the fraction of the lattice that is  
initially occupied. For each of these patches, a life cycle length  $k$  and an age  
 $t_i(t)$  are selected, respectively, from a random uniform distribution, according  
with the limits imposed by the parameter  $d$ . Therefore, the initial population  
is a random mixture of all possible life cycles in a complete desynchronized  
fashion. Our main interest is to study the long term behavior of this kind of  
ecosystem. Specially, for each generation step we count the life cycles present  
in the population. The life cycle length which makes up the large fraction  
of the lattice at that generation step is the winner at that time, i.e., a lo-  
cal winner. We proceed this way until the winner life cycle length stops to  
change and, thus, becomes the global winner. Of course, if two even life cycles  
(e.g.,  $k = 2$  and  $k = 4$ ) with an odd emergence phase shift are the survivors,  
they will never encounter each other again. Virtually, they're completely un-  
able to compete directly and both will remain forever. This type of result do

not compromise further conclusions. Even in this situation, there is a global winner.

### 3 Results and Discussion

For our simulation runs we used a maximum generation time ( $t_{max}$ ) of  $10^6$ , which proved to be enough simulation time to find a global winner (data not shown). We set  $L = 100$  and  $d = 24$  for all simulation runs performed. The other parameters were varied to observe the effects of different initial population size and dispersal threshold. It's important to point that for each run a parameter set is kept fixed. For each parameter set 1000 independent runs were executed.

First of all, let's explore the effect of different initially occupied fraction of the lattice. We can observe in figure 4 the very sharp rising of the occupied fraction  $x$ , starting the simulation with  $x_0 = 0.1$  and a much slower variation in the case  $x_0 = 0.5$ . This difference is explained easily when one looks at global winner distribution of both situations. Beginning with a small  $x_0$ , it facilitates the rapid spread of short lived strains. However, this spreading is clearly cooperative as suggest by the sharp rising curve. An increasing in the short lived strains implies in a greater probability of colonization and vice-versa. On the other hand, a larger  $x_0$  prevents geometrically this fast spreading simply because the clusters of short lived strains are now blocked by clusters of long lived strains. Of course, even in this condition, short lived strain are commonly the global winners. But now, we can see a more varied distribution of winners. Compare figures 4 and 4.

On second place, we start to observe the effect of varied dispersal threshold. Begining with  $k = 2$ , a clear predominance of short lived cicadas as the global winner is seen. It could not be different. A small dispersal threshold requires low populational densities, as said before, to ensure colonization. Consequently, life cycles that are more active on average (i.e., the short ones) tend to spread rapidly over the empty patches before any reaction from the other life cycles. This is exactly what is observed on figure 4. Setting  $K = 3$  it changes completely the scenario. On figure 4, one can see a evident hegemony of prime numbered life cycles. With this parameter set, on average, each active patch will compete with two or more other active sites for colonization. Therefore, competition is in a much higher level than in the  $K = 2$  case. Now, let's turn our attention for the  $K = 4$  case. As seen before, there is a predominance of cicadas with prime numbered life cycles as the global winners. Besides, the majority of life cycles are well represented in the global winners histogram (fig. 4). It is important to note that at this level of dispersal threshold is virtually impossible to fill up the entire lattice. In fact, the initial population grows

130 just marginally before reaching the steady state. This is due a geometrical  
131 border effect. In such case, the growth of the global population is strongly  
132 self-limited. The same will occur to  $K > 4$ . Actually, for  $K > 4$  no apreciable  
133 growth and/or spread of the population could be observed.

## 134 4 Conclusion

135 In the present contribution, we showed that a very simple competitive dynam-  
136 ics spatially structured with few parameters can exhibits a reasonable diversity  
137 of behaviors. But, the main point here is, diferently from the majority of the  
138 works on this subject, we demonstrate in a direct manner the insufficiency  
139 of predation to ensure the emergence of prime-numbered life cycles as the  
140 most effective ones in the dynamic. In our model, where only competition can  
141 change the fate of the different strains, the simplest way of avoiding competi-  
142 tion is to reduce the chance of interaction between different strains. For this  
143 purpose, prime-numbered life cycles have the least tendency for interaction  
144 in the long run. Hence, there's no need for *ad hoc* explanations for the suc-  
145 cess of those life cycles. Our results points towards competition between the  
146 different strains as the responsible for the emergence of prime-numbered life  
147 cycles. This results contrasts sharply with those in [2,6], where a much more  
148 complicated dynamics is explored. Specifically, we reproduced the results of  
149 [6] with and without the presence of predators. The only detectable difference  
150 was a shift to the right in the global winner histogram (data not shown here).  
151 It could not be different, as the chance of interaction is high between short life  
152 cycle strains and predators. In this respect, our model could be seen as a rein-  
153 terpretation of the models presented in [2,6] without mutation and predation.  
154 But, as one can see, we obtained very similar results. Finally, we hope that  
155 this simple contribution could help to elucidate this very interesting puzzle  
156 of Nature by showing how simple mechanisms can generate unexpected (and  
157 amazing) results.

## 158 Acknowledgements

159 We thank P. R. A. Campos for valuable discussions and for initial inspiration.  
160 The work of Daniel. de A. M. M. Silvestre is supported by CAPES.

## 161 References

- 162 [1] N. Lehmann-Ziebarth, P. P. Heideman, R. A. Shapiro, S. L. Stoddart, C. C. L.  
 163 Hsiao, G. R. Stephenson, P. A. Milewski, A. R. Ives, Evolution of periodicity  
 164 in periodical cicadas, *Ecology* 86 (2005) 3200–3211.
- 165 [2] E. Goles, O. Schulz, M. Markus, A biological generator of prime numbers,  
 166 *Nonlinear Phenom. Complex Systems* 3 (2000) 208–213.
- 167 [3] H. Behncke, Periodical cicadas, *J. Math. Biol.* 40 (2000) 413–431.
- 168 [4] G. F. Webb, The prime number periodical cicada problem, *Discrete Contin.*  
 169 *Dyn. Syst.-Ser. B* 1 (2001) 387–399.
- 170 [5] B. Hayes, Bugs that count, *Am. Scientist* 92 (2004) 401–405.
- 171 [6] P. R. A. Campos, V. M. de Oliveira, R. Giro, D. S. Galvao, Emergence of prime  
 172 numbers as the result of evolutionary strategy, *Phys. Rev. Lett.* 93.
- 173 [7] K. S. Williams, C. Simon, The ecology, behavior, and evolution of periodical  
 174 cicadas, *Annu. Rev. Entomol.* 40 (1995) 269–295.
- 175 [8] K. Heliovaara, R. Vaisanen, C. Simon, Evolutionary ecology of periodical  
 176 insects, *Trends In Ecology & Evolution* 9 (1994) 475–480.
- 177 [9] M. Lloyd, H. S. Dybas, Periodical cicada problem. i. population ecology,  
 178 *Evolution* 20 (1966) 133–&.
- 179 [10] M. Lloyd, H. S. Dybas, Periodical cicada problem. ii. evolution, *Evolution* 20  
 180 (1966) 466–&.
- 181 [11] F. C. Hoppensteadt, J. B. Keller, Synchronization of periodical cicada  
 182 emergencies, *Science* 194 (1976) 335–337.
- 183 [12] M. G. Bulmer, Periodical insects, *Am. Nat.* 111 (1977) 1099–1117.
- 184 [13] R. T. Cox, C. E. Carlton, Paleoclimatic influences in the evolution of periodical  
 185 cicadas (insecta, homoptera, cicadidae, *magicicada* spp), *Am. Midl. Nat.* 120  
 186 (1988) 183–193.
- 187 [14] J. Yoshimura, The evolutionary origins of periodical cicadas during ice ages,  
 188 *Am. Nat.* 149 (1997) 112–124.
- 189 [15] R. T. Cox, C. E. Carlton, A commentary on prime numbers and life cycles of  
 190 periodical cicadas, *Am. Nat.* 152 (1998) 162–164.
- 191 [16] P. R. Grant, The priming of periodical cicada life cycles, *Trends Ecol. Evol.* 20  
 192 (2005) 169–174.
- 193 [17] M. T. Burrows, S. J. Hawkins, Modelling patch dynamics on rocky shores using  
 194 deterministic cellular automata, *Mar. Ecol.-Prog. Ser.* 167 (1998) 1–13.

195 Fig. 1: Temporal evolution of the occupied fraction of the lattice ( $x$ ) for dis-  
196 persal threshold  $k = 2$  and initial occupied fraction  $x_0$  as indicated in the  
197 graph. This graph is for just one run, but it represents significantly the gen-  
198 eral behavior of the model.

199  
200 Fig. 2: Steady state distribution of the global winner for for dispersal thresh-  
201 old  $k = 2$  and initial occupied fraction  $x_0 = 0.1$  in 1000 independent runs.

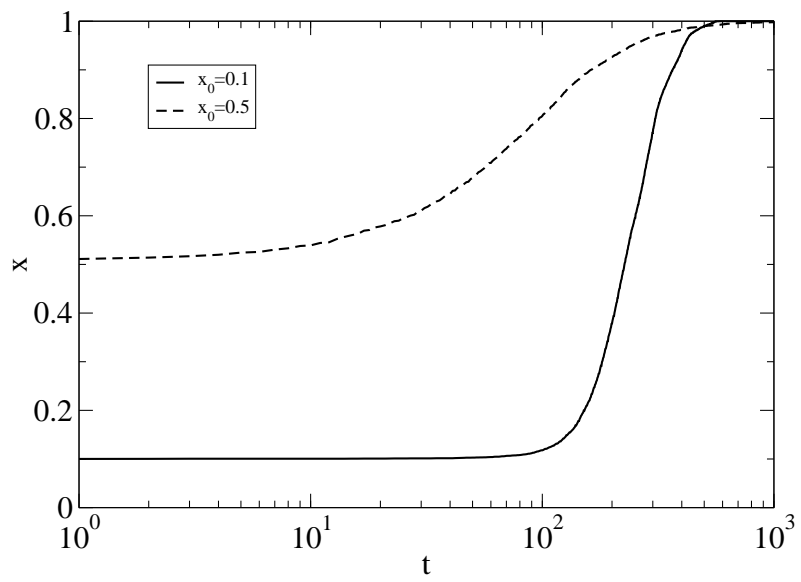
202  
203 Fig. 3: Steady state distribution of the global winner for initial occupied frac-  
204 tion  $x_0 = 0.5$  and dispersal threshold  $k = 2$  in 1000 independent runs.

205  
206 Fig. 4: Steady state distribution of the global winner for initial occupied frac-  
207 tion  $x_0 = 0.5$  and dispersal threshold  $k = 3$  in 1000 independent runs. The  
208 dominance of prime-numbered life cycles is evident.

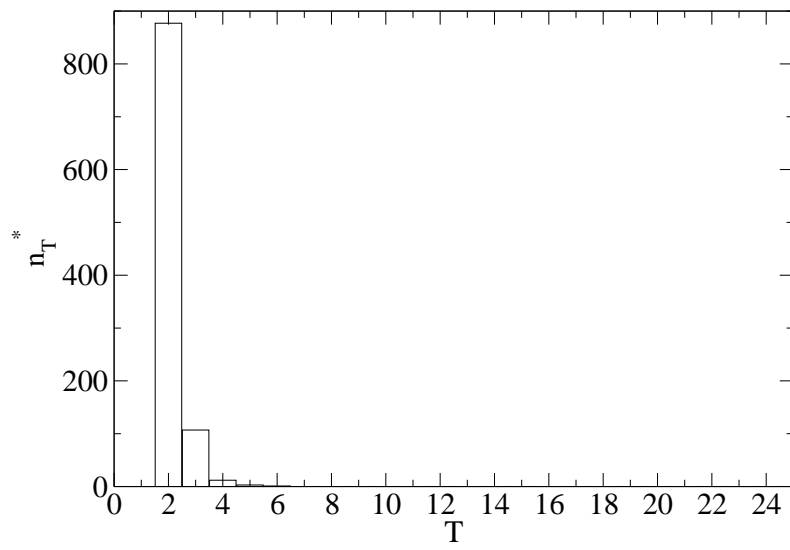
209  
210 Fig. 5: Steady state distribution of the global winner for initial occupied frac-  
211 tion  $x_0 = 0.5$  and dispersal threshold  $k = 4$  in 1000 independent runs. Again,  
212 the dominance of prime-numbered life cycles is evident, to a lesser extent in  
213 this case.

214  
215 Fig. 6: Temporal evolution of the occupied fraction of the lattice ( $x$ ) for initial  
216 occupied fraction  $x_0 = 0.5$  and dispersal threshold as indicated in the graph.  
217 As stated in sec. 3, the growth for  $k = 4$  is strongly limited.

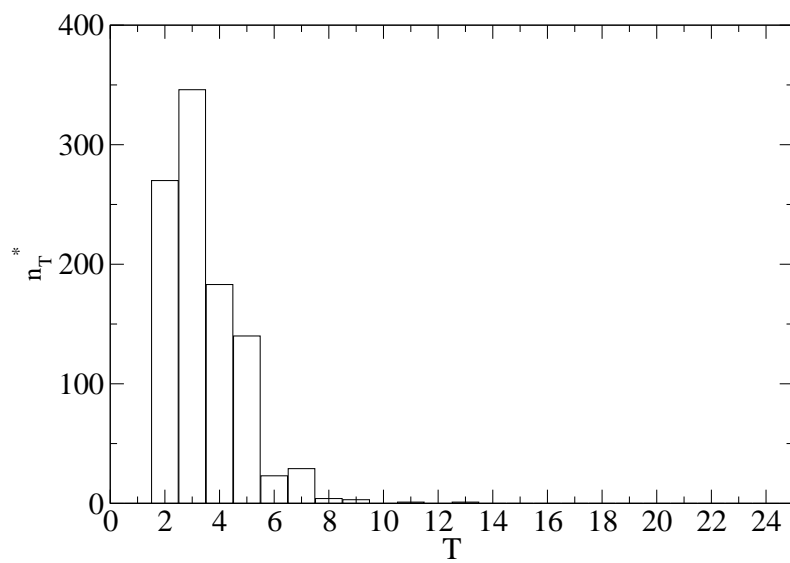
218



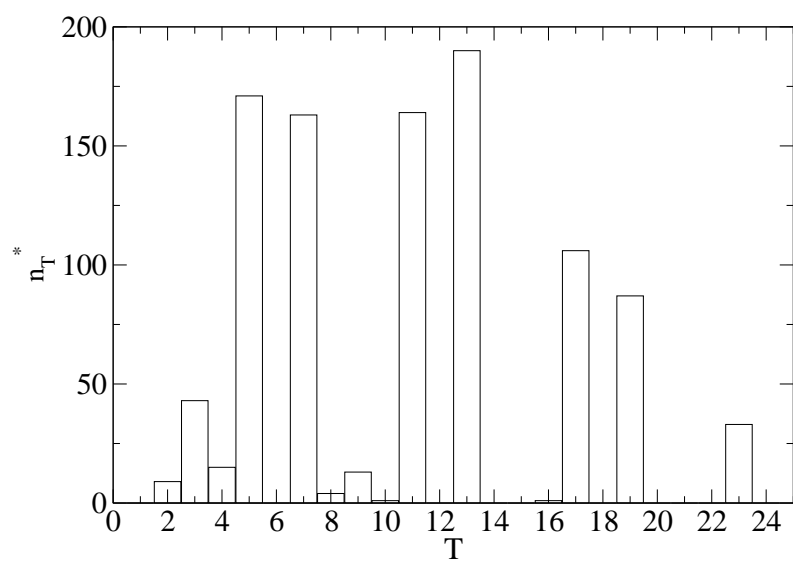
219



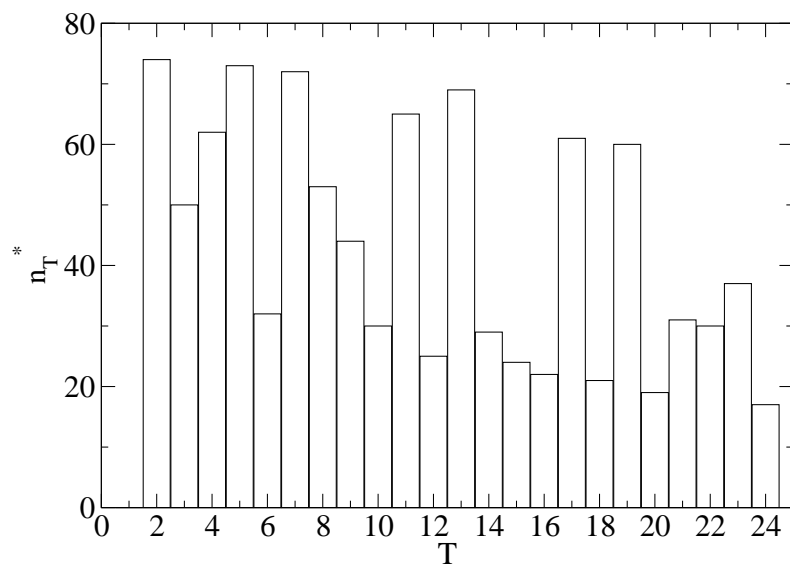
220

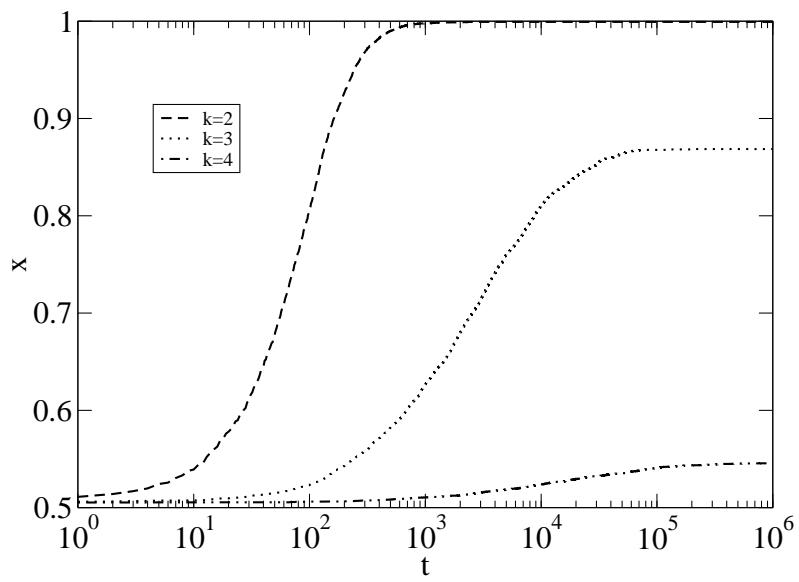


221



222





224