

# The rise of periodical cicadas: a minimal automaton model

Giovano de O. Cardozo<sup>a</sup> Daniel de A. M. M. Silvestre<sup>a</sup>  
Alexandre Colato<sup>b</sup>

<sup>a</sup>*Instituto de Física de São Carlos, Universidade de São Paulo, Caixa Postal 369,  
13560-970 São Carlos SP, Brazil*

<sup>b</sup>*Universidade Estadual de Feira de Santana, Departamento de Física. Campus  
Universitário, BR 116, KM 03, 44031-460, Feira de Santana BA, Brazil*

---

## Abstract

The origin and evolution *Magicicada spp.* life cycle is one of the most intriguing problems in evolutionary biology. These long term periodical life cycles with prime period (namely 13 and 17 years) and the incredibly synchronized emergence of the adults have defied all attempts of ultimate explanation. During the last 15 years a plethora of models and possible explanations for this phenomenon appeared in the literature along with a great deal of discussion. But, despite this considerable effort, there is no final conclusion about this long standing biological problem. Here, we construct a minimal automaton model capable of mimicking those aspects of *Magicicada* life history. Our results point towards competition between different strains with limited dispersal as the main factor leading to the emergence of prime-numbered life cycles.

*Key words:* *Magicicada*, Celular Automata,  
*PACS:* 87.10.+e, 87.23.n, 07.05.Tp

---

## 1 Introduction

The origin and evolution *Magicicada spp.* life cycles is one of the most intriguing problems in population biology and evolution. These long term periodical life cycles with prime period (namely 13 and 17 years) and the incredibly synchronized emergence of the adults have defied all attempts of ultimate explanation since their discovery some 300 years ago [1]. During the last 15 years a plethora of models and possible explanations for this phenomenon appeared in the literature (e.g., [2,3,4,5,6,1] and [7,8] for a good review). But, despite this considerable effort, there is no final conclusion about this long

standing biological problem. Currently, there's seems to be two main lines debating this subject. The traditional line advocates that this type of life cycle emerges as a response of the cicadas against predation pressure and limited resources [9,10,11,12,3,6]. Thus, a prime-numbered life cycle with highly synchronized emergence is thought to be a strategy to evade predation by minimizing the probability of interspecific interaction and promote predator satiation during population exposure at the adult part of its life cycle. On the other hand, some authors propose that this type of life history emerges to avoid hybridization between the different strains of cicadas under harsh environmental conditions[13,14,15]. To be more specific, at ice age periods the environmental conditions led to delayed emergence and limited mating opportunities promoted synchronization in populations with periodic life cycles. The prevalence of prime-numbered life cycles are explained by their lowest probability of hybridization with other life cycles. It's important to state that, by definition, an insect is said to be periodic if its life cycle has a fixed length of  $k$  years ( $k > 1$ ) and adults do not appear every but only every  $k$ th year. Otherwise, we call that insect annual, despite of the length of its life cycle (cf. [12]).

Recently, three good accounts about the subject were published [6,16,1] suggesting a somewhat different line of thought. Those authors believe that competition is the main factor leading to periodicity as defined above, based on the assumption that competition between different strains is stronger than competition within one specific strain [12]. To be more explicit, they suggest competition between strains with nymphs of other species of cicadas (outside the *Magicicada* group) would enhance selection for periodicity by augmenting the intensity of intraspecific competition and determining the spatial distribution of the strains. The emergence of prime periods would be just an artifact of the process [1] or even does not need an explanation at all [16]. In [6], the model used deal with most aspects reviewed here in a very simple and clear manner. One can verify that the assumptions made by those authors are, indeed, biologically reasonable. Nevertheless, the problem still persists. What are the sufficient conditions for the emergence of prime-numbered life cycles? Which mechanisms are responsible for that? To what extent? In this contribution, we will try to address some of those questions in a straightforward manner.

## 2 The Model

Our model is inspired in the works of Campos *et al.* and Goles *et al.* [6,2] with some simplifications and a rather different biological interpretation. Instead of an individual-based population dynamics, our model consists of very simple patch dynamics in the spirit found in [17]. We construct a stochastic cellular

50 automaton with periodic boundaries on a squared lattice of linear dimension  $L$ .  
 51 Each lattice site represents one habitat patch. The update of each patch runs  
 52 in parallel and each generation (our discrete time step) consists of a complete  
 53 update of the lattice. At a given generation, a given patch may be empty  
 54 ( $s_i(t) = 0$ ) or colonized ( $s_i(t) = 1$ ). If this is the case, the colonized patch has  
 55 two more characteristics, a life cycle length  $k$  (with  $k = 2 \dots, d$ ) and an age  
 56  $t_i(t)$ . The parameter  $d$  stands for the total diversity of life cycles. Every time  
 57 a colonized patch has age equal to its life cycle length ( $t_i(t) = k$ ) we say that  
 58 it is in the active state. Biologically, the active state corresponds to the adult  
 59 part of the cicada's life cycle. Individuals can only interact directly during  
 60 this phase of its life cycle. The process of interaction is very straightforward.  
 61 During the generation update, every time an empty patch (inactive site) is  
 62 found we look at its closest neighborhood (Moore neighborhood with range  
 63 1) and count the number of active patches. If the number of these patches  
 64 is greater or equal to the dispersal threshold parameter  $K$ , that empty patch  
 65 will be eventually colonized. After this, a randomly chosen active patch is  
 66 picked from the neighborhood and those individuals will be responsible by  
 67 the colonization of the empty patch. The newly colonized patch has the same  
 68 life cycle length of its colonizer patch and age set to zero. This process is  
 69 biologically reasonable and mimics very well a competitive dynamics between  
 70 the different strains of cicadas. The parameter  $K$  can be viewed as measure  
 71 of a tendency for dispersal of the population. Therefore, for small  $K$  there is  
 72 a high tendency for dispersal and we need small populational density to have  
 73 that. Conversely, a large  $K$  implies a high populational density in order to  
 74 promote dispersal. At the end of a generation step, all active patches have  
 75 their age set to zero and the whole process begin again.

76 For each simulation run, a set of initial conditions is defined this way. A  
 77 squared central seed is put at the lattice. The size of the central seed is con-  
 78 trolled by the parameter  $x_0$  which defines the fraction of the lattice that is  
 79 initially occupied. For each of these site, a life cycle length  $k$  and an age  $t_i(t)$   
 80 are selected, respectively, from a random uniform distribution, according with  
 81 the limits imposed by the parameter  $d$ . Therefore, the initial population is a  
 82 random mixture of all possible life cycles in a complete desynchronized fashion.  
 83 Our main interest is to study the long term behavior of this kind of ecosystem.  
 84 Specially, for each generation step we count the life cycles present in the pop-  
 85 ulation. The life cycle length which makes up the large fraction of the lattice  
 86 at that generation step is the winner at that time, i.e., a local winner. We  
 87 proceed this way until the winner life cycle length stops to change and, thus,  
 88 becomes the global winner. Of course, if two even life cycles (e.g.,  $k = 2$  and  
 89  $k = 4$ ) with an odd emergence phase shift are the survivors, they will never  
 90 encounter each other again. Virtually, they're completely unable to compete  
 91 directly and both will remain forever. This type of result do not compromise  
 92 further conclusions. Even in this situation, there is a global winner.

### 93 3 Results and Discussion

94 For our simulation runs we used a maximum generation time ( $t_{max}$ ) of  $10^6$ ,  
 95 which proved to be enough simulation time to find a global winner. We set  $L =$   
 96  $100$  and  $d = 24$  for all simulation runs performed. The other parameters were  
 97 varied to observe the effects of different initial population size and dispersal  
 98 threshold. It's important to point that for each run a parameter set is kept  
 99 fixed. For each parameter set 1000 independent runs were executed.

100 First of all, let's explore the effect of different initially occupied fraction of  
 101 the lattice. We can observe in figure 1 the very sharp rising of the occupied  
 102 fraction  $x$ , starting the simulation with  $x_0 = 0.1$  and a much slower variation in  
 103 the case  $x_0 = 0.5$ . This difference is explained easily when one looks at global  
 104 winner distribution of both situations. Beginning with a small  $x_0$  facilitates the  
 105 rapid spread of short lived strains. But, this spreading is clearly cooperative  
 106 as suggest by the sharp rising curve. An increasing in the short lived strains  
 107 implies in a greater probability of (re)colonization and vice-versa. On the other  
 108 hand, a larger  $x_0$  prevents geometrically this fast spreading simply because the  
 109 clusters of short lived strains are now blocked by clusters of long lived strains.  
 110 Of course, even in this condition, short lived strain are commonly the global  
 111 winners. But now, we can see a more varied distribution of winners. Compare  
 112 figures 2 and 3.

113 On second place, we start to observe the effect of varied dispersal threshold.  
 114 Begining with  $k = 2$ , a clear predominance of short lived cicadas as the global  
 115 winner can be seen. It could not be different. A small dispersal threshold re-  
 116 quires low populational densities, as said before, to ensure (re)colonization.  
 117 Consequently, life cycles that are more active on average (i.e., the short ones)  
 118 tend to spread rapidly over the empty patches before any reaction from the  
 119 other life cycles. This is exactly what is observed on figure 4. Setting  $K = 3$   
 120 changes completely the scenario. On figure 5, one can see a evident hegemony  
 121 of prime numbered life cycles. With this parameter set, on average, each active  
 122 patch will compete with two or more other active sites for colonization. There-  
 123 fore, competition is in a much higher level than in the  $K = 2$  case. Now, let's  
 124 turn our attention for the  $K = 4$  case. As seen before, there is a predominance  
 125 of cicadas with prime numbered life cycles as the global winners. Besides, the  
 126 majority of life cycles are well represented in the global winners histogram (fig.  
 127 6). It is important to note that at this level of dispersal threshold is virtually  
 128 impossible to fill up the entire lattice. In fact, the initial population grows  
 129 just marginally before reaching the steady state. This is due a geometrical  
 130 border effect. In such case, the growth of the global population is strongly  
 131 self-limited. The same will occur to  $K > 4$ . Actually, for  $K > 4$  no apreciable  
 132 growth and/or spread of the population could be observed.

## 133 4 Conclusion

134 In the present contribution, we showed that a very simple competitive dynam-  
135 ics spatially structured with few parameters can exhibits a reasonable diversity  
136 of behaviors. But, the main point here is, diferently from the majority of the  
137 works on this subject, we demonstrate in a direct manner the insufficiency  
138 of predation to ensure the emergence of prime-numbered life cycles as the  
139 most effective ones in the dynamic. In our model, where only competition can  
140 change the fate of the different strains, the simplest way of avoiding competi-  
141 tion is to reduce the chance of interaction between different strains. For this  
142 purpose, prime-numbered life cycles have the least tendency for interaction  
143 in the long run. Hence, there's no need for *ad hoc* explanations for the suc-  
144 cess of those life cycles. Our results points towards competition between the  
145 different strains as the responsible for the emergence of prime-numbered life  
146 cycles. This results contrasts sharply with those in [6,2], where a much more  
147 complicated dynamics is explored. Specifically, we reproduced the results of  
148 [6] with and without the presence of predators. The only detectable difference  
149 was a shift to the right in the global winner histogram (data not shown here).  
150 It could not be different, as the chance of interaction is high between short life  
151 cycle strains and predators. In this respect, our model could be seen as a rein-  
152 terpretation of the models presented in [6,2] without mutation and predation.  
153 But, as one can see, we obtained very similar results. Finally, we hope that  
154 this simple contribution could help to elucidate this very interesting puzzle  
155 of Nature by showing how simple mechanisms can generate unexpected (and  
156 amazing) results.

## 157 Acknowledgements

158 We thank P. R. A. Campos for valuable discussions and for initial inspiration.  
159 The work of Daniel. de A. M. M. Silvestre is supported by CAPES.

## 160 References

- 161 [1] N. Lehmann-Ziebarth, P. P. Heideman, R. A. Shapiro, S. L. Stoddart, C. C. L.  
162 Hsiao, G. R. Stephenson, P. A. Milewski, A. R. Ives, Evolution of periodicity  
163 in periodical cicadas, Ecology 86 (2005) 3200–3211.
- 164 [2] E. Goles, O. Schulz, M. Markus, A biological generator of prime numbers,  
165 Nonlinear Phenom. Complex Systems 3 (2000) 208–213.
- 166 [3] H. Behncke, Periodical cicadas, J. Math. Biol. 40 (2000) 413–431.

- 167 [4] G. F. Webb, The prime number periodical cicada problem, *Discrete Contin.*  
168 *Dyn. Syst.-Ser. B* 1 (2001) 387–399.
- 169 [5] B. Hayes, Bugs that count, *Am. Scientist* 92 (2004) 401–405.
- 170 [6] P. R. A. Campos, V. M. de Oliveira, R. Giro, D. S. Galvao, Emergence of prime  
171 numbers as the result of evolutionary strategy, *Phys. Rev. Lett.* 93.
- 172 [7] K. S. Williams, C. Simon, The ecology, behavior, and evolution of periodical  
173 cicadas, *Annu. Rev. Entomol.* 40 (1995) 269–295.
- 174 [8] K. Heliovaara, R. Vaisanen, C. Simon, Evolutionary ecology of periodical  
175 insects, *Trends In Ecology & Evolution* 9 (1994) 475–480.
- 176 [9] M. Lloyd, H. S. Dybas, Periodical cicada problem. i. population ecology,  
177 *Evolution* 20 (1966) 133–&.
- 178 [10] M. Lloyd, H. S. Dybas, Periodical cicada problem. ii. evolution, *Evolution* 20  
179 (1966) 466–&.
- 180 [11] F. C. Hoppensteadt, J. B. Keller, Synchronization of periodical cicada  
181 emergencies, *Science* 194 (1976) 335–337.
- 182 [12] M. G. Bulmer, Periodical insects, *Am. Nat.* 111 (1977) 1099–1117.
- 183 [13] R. T. Cox, C. E. Carlton, Paleoclimatic influences in the evolution of periodical  
184 cicadas (insecta, homoptera, cicadidae, *magicicada* spp), *Am. Midl. Nat.* 120  
185 (1988) 183–193.
- 186 [14] J. Yoshimura, The evolutionary origins of periodical cicadas during ice ages,  
187 *Am. Nat.* 149 (1997) 112–124.
- 188 [15] R. T. Cox, C. E. Carlton, A commentary on prime numbers and life cycles of  
189 periodical cicadas, *Am. Nat.* 152 (1998) 162–164.
- 190 [16] P. R. Grant, The priming of periodical cicada life cycles, *Trends Ecol. Evol.* 20  
191 (2005) 169–174.
- 192 [17] M. T. Burrows, S. J. Hawkins, Modelling patch dynamics on rocky shores using  
193 deterministic cellular automata, *Mar. Ecol.-Prog. Ser.* 167 (1998) 1–13.

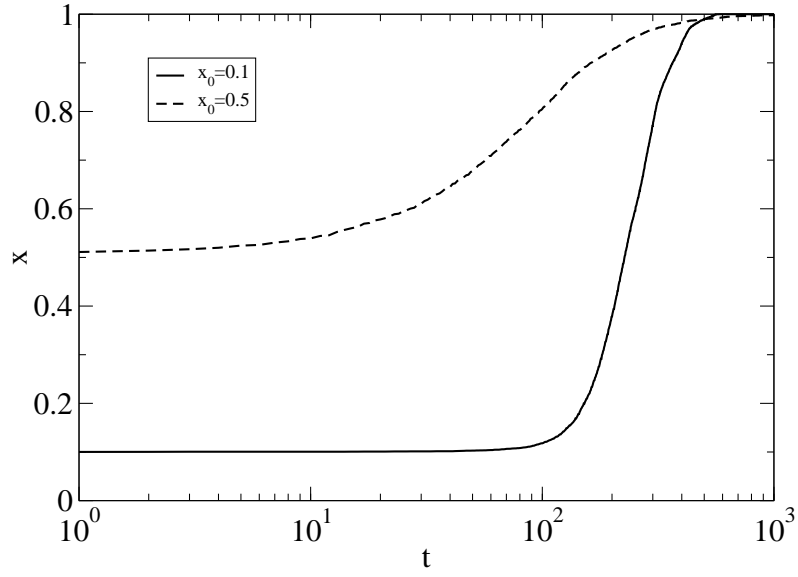


Fig. 1. Temporal evolution of the occupied fraction of the lattice ( $x$ ) for  $x_0$  as indicated in the graph.

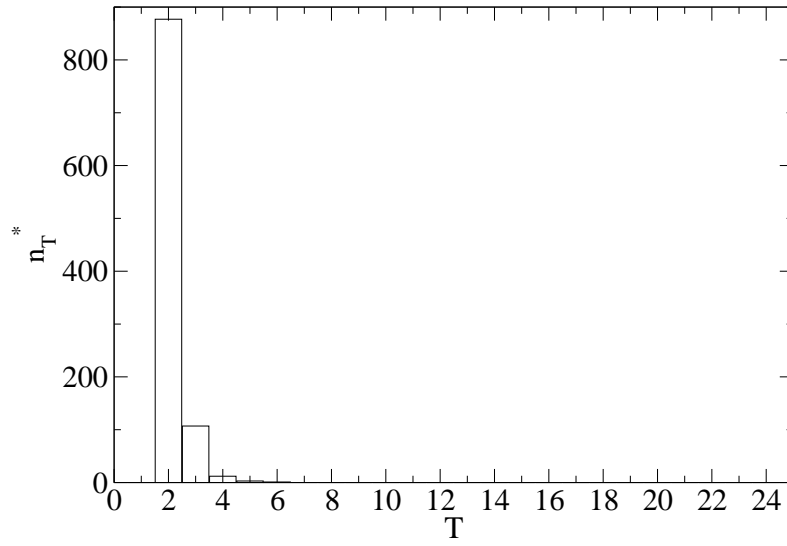


Fig. 2. Steady state distribution of the global winner for  $x_0 = 0.1$  in 1000 runs.



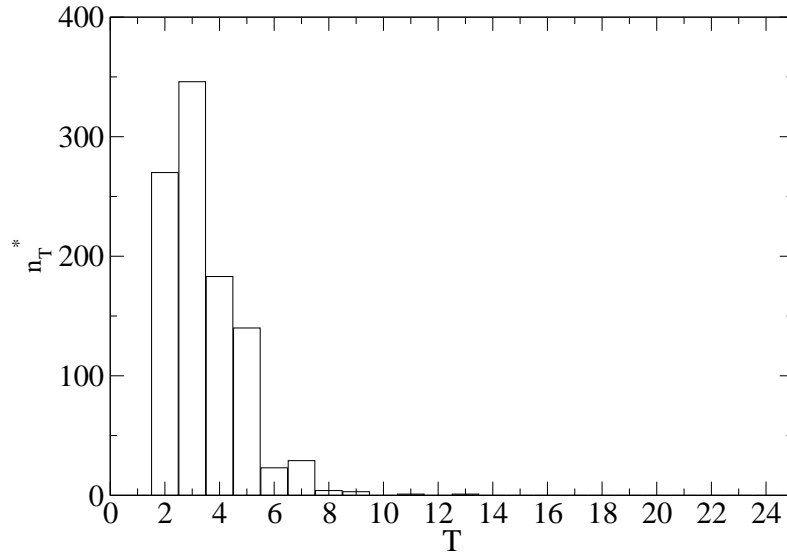


Fig. 3. Steady state distribution of the global winner for initial occupied fraction  $x_0 = 0.5$  and dipersal threshold  $k = 2$  in 1000 independent runs.

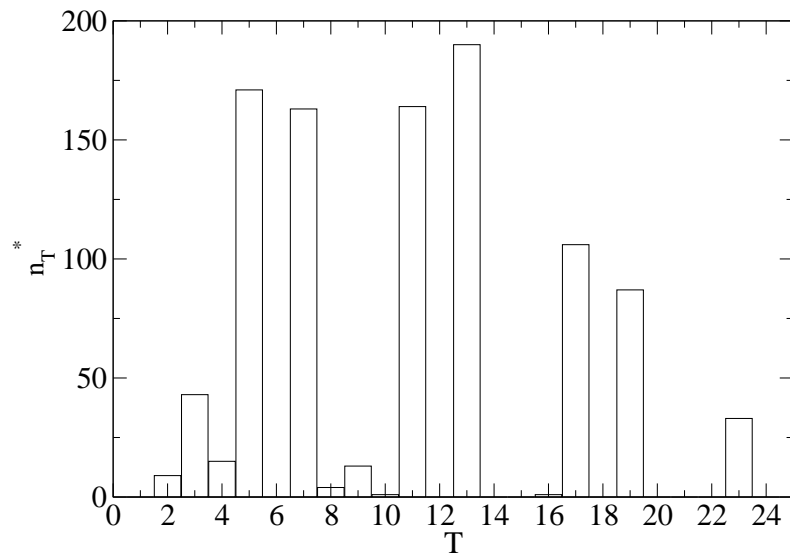


Fig. 4. Steady state distribution of the global winner for initial occupied fraction  $x_0 = 0.5$  and dispersal threshold  $k = 3$  in 1000 independent runs. The dominance of prime-numbered life cycles is evident.

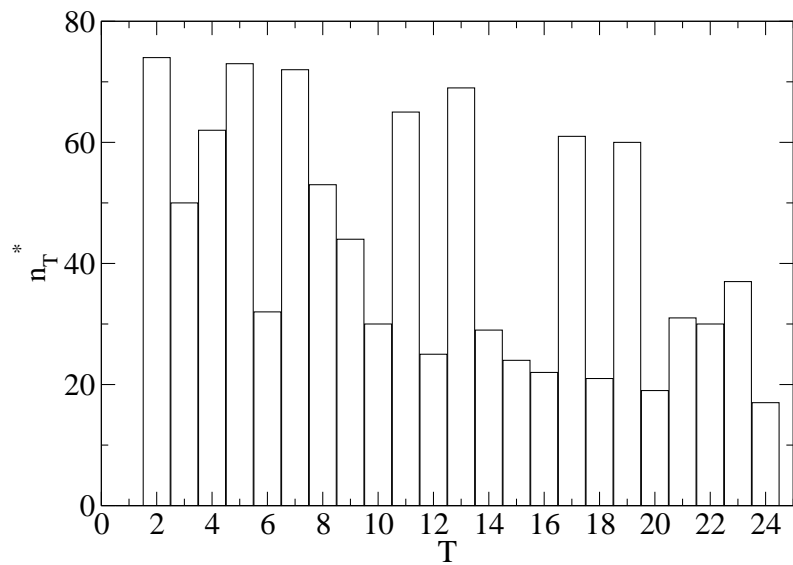


Fig. 5. Steady state distribution of the global winner for initial occupied fraction  $x_0 = 0.5$  and dispersal threshold  $k = 4$  in 1000 independent runs. Again, the dominance of prime-numbered life cycles is evident, to a lesser extent in this case.

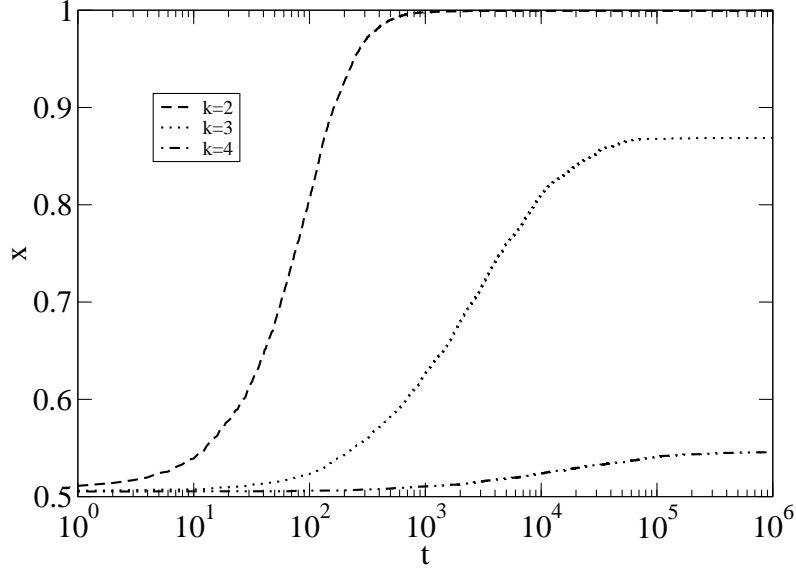


Fig. 6. Temporal evolution of the occupied fraction of the lattice ( $x$ ) for initial occupied fraction  $x_0 = 0.5$  and dispersal threshold as indicated in the graph.