

# The rise of periodical cicadas: a minimal automaton model

Giovano de O. Cardozo<sup>a</sup> Daniel de A. M. M. Silvestre<sup>a</sup>  
Alexandre Colato<sup>b</sup>

<sup>a</sup>Instituto de Física de São Carlos, Universidade de São Paulo, Caixa Postal 369,  
13560-970 São Carlos SP, Brazil

<sup>b</sup>Universidade Estadual de Feira de Santana, Departamento de Física. Campus  
Universitário, BR 116, KM 03, 44031-460, Feira de Santana BA, Brazil

---

## Abstract

The origin and evolution *Magicicada* spp. life cycle is one of the most intriguing problems in evolutionary biology. These long term periodical life cycles with prime period (namely 13 and 17 years) and the incredibly synchronized emergence of the adults have defied all attempts of ultimate explanation. During the last 15 years a plethora of models and possible explanations for this phenomenon appeared in the literature along with a great deal of discussion. But, despite this considerable effort, there is no final conclusion about this long standing biological problem. Here, we construct a minimal automaton model capable of mimicking those aspects of *Magicicada* life history. Our results point towards competition between different strains with limited dispersal as the main factor leading to the emergence of prime-numbered life cycles.

Key words: *Magicicada*, Cellular Automata,  
PACS: 87.10.+e, 87.23.n, 07.05.Tp

---

## 1 Introduction

The origin and evolution *Magicicada* spp. life cycles is one of the most intriguing problems in population biology and evolution. These long term periodical life cycles with prime period (namely 13 and 17 years) and the incredibly synchronized emergence of the adults have defied all attempts of ultimate explanation since their discovery some 300 years ago [1]. During the last 15 years a plethora of models and possible explanations for this phenomenon appeared in the literature (e.g., [2,3,4,5,6,1] and [7] for a good review). But, despite this considerable effort, there is no final conclusion about this long

standing biological problem. Nowadays, there's seems to be two main lines debating this subject. The traditional line advocates that this kind of life cycle emerges as a response of the cicadas' population against predation pressure and limited resources [8,9,10,11,3,6]. Thus, a prime-numbered life cycle with highly synchronized emergence is thought to be a life cycle length to evade predation by minimizing the probability of interspecific interaction and promote predator satiation during population exposure at the adult part of its life cycle. On the other hand, some authors propose that this type of life history emerges to avoid hybridization between the different strains of cicadas under harsh environmental conditions [12,13,14]. Specifically, at ice age periods the environmental conditions led to delayed emergence and limited mating opportunities promoted synchronization in populations with periodic life cycles. The prevalence of prime-numbered life cycles are explained by their lowest probability of hybridization with other life cycles. It is important to state that, by definition, 'an insect is said to be periodic if its life cycle has a fixed length of  $k$  years ( $k > 1$ ) and adults do not appear every but only every  $k$ th year'. Otherwise, we call that insect annual, despite of the length of its life cycle [11].

Recently, three good accounts about the subject were published [6,15,1] suggesting a somewhat different line of thought. Based on the assumption that if competition between different strains is stronger than competition within one specific strain [1], those authors believe that interspecific are the main factor leading to periodicity as defined above. To be more explicit, they suggest interspecific competition with nymphs of other species of cicadas (outside the *Magicalicada* group) would enhance selection for periodicity by augmenting the intensity of intraspecific competition and determining the spatial distribution of the strains. The emergence of prime periods would be just an artifact of the process [1] or even does not need an explanation at all [15]. In [6], the model used deal with most aspects reviewed here in a very simple and clear manner. One can verify that the assumptions made by those authors are, indeed, biologically reasonable. Nevertheless, the problem still persists. What are the sufficient conditions for the emergence of prime-numbered life cycles? Which mechanisms are responsible for that? To what extent? In this contribution, we will try to address those questions in a straightforward manner.

## 2 The Model

Our model is inspired in the works of Campos et al. and Góles et al. [6,2] with some simplifications and a rather different biological interpretation. Instead of an individual-based population dynamics, our model consists of very simple patch dynamics in the spirit found in [16]. We construct a stochastic cellular automaton with periodic boundaries on a squared lattice of linear dimension  $L$ . A lattice site represents a habitat patch. The update of each patch runs

in parallel and each generation (our discrete time step) consists of a complete update of the lattice. At a given generation, a patch may be empty ( $s_i(t) = 0$ ) or colonized ( $s_i(t) = 1$ ). If this is the case, the colonized patch has two more characteristics, a life cycle length  $k$  (with  $k = 2 :: d$ ) and an age  $t_i(t)$ . The parameter  $d$  stands for the total diversity of life cycles. Every time a colonized patch has age equal to its life cycle length ( $t_i(t) = k$ ) we say that it is in the active state. Biologically, the active state corresponds to the adult part of the cicada's life cycle. Individuals can only interact directly during this phase of its life cycle. The process of interaction is very straightforward. During the generation update, every time an empty patch (inactive site) is found we look at its closest neighborhood (Moore neighborhood with range 1) and count the number of active patches. If the number of these patches is greater or equal to the dispersal threshold parameter  $K$ , that empty patch will be eventually colonized. After this, a randomly chosen active patch is picked from the neighborhood and those individuals will be responsible by the colonization of the empty patch. The newly colonized patch has the same life cycle length of its colonizer patch and age set to zero. This process is biologically reasonable and mimics very well a competitive dynamics between the different strains of cicadas. The parameter  $K$  can be viewed as measure of a tendency for dispersal of the population. Therefore, for small  $K$  there is a high tendency for dispersal and we need small populational density to have that. Conversely, a large  $K$  implies a high populational density in order to promote dispersal. At the end of a generation step, all active patches have their age set to zero and the whole process begin again.

For each simulation run, a set of initial conditions is defined this way. A squared central seed is put at the lattice. The size of the central seed is controlled by the parameter  $x_0$  which defines the fraction of the lattice that is initially occupied. For each of these site, a life cycle length  $k$  and an age  $t_i(t)$  are selected, respectively, from a random uniform distribution, according with the limits imposed by the parameter  $d$ . Therefore, the initial population is a random mixture of all possible life cycles in a complete desynchronized fashion. Our main interest is to study the long term behavior of this kind of ecosystem. Specially, for each generation step we count the life cycles present in the population. The life cycle length which makes up the large fraction of the lattice at that generation step is the winner at that time, i.e., a local winner. We proceed this way until the winner life cycle length stops to change and, thus, becomes the global winner. Of course, if two even life cycles (e.g.,  $k = 2$  and  $k = 4$ ) with an odd emergence phase shift are the survivors, they will never encounter each other again. Virtually, they're completely unable to compete directly and both will remain forever. This type of result do not compromise further conclusions. Even in this situation, there is a global winner.

### 3 Results and Discussion

For our simulation runs we used a maximum generation time ( $t_{max}$ ) of  $10^6$ , which proved to be enough simulation time to find a global winner. We set  $L = 100$  and  $d = 24$  for all simulation runs performed. The other parameters were varied to observe the effects of different initial population size and dispersal threshold. It's important to point that for each run a parameter set is kept fixed. For each parameter set 1000 independent runs were executed.

First of all, let's explore the effect of different initially occupied fraction of the lattice. We can observe in figure 1 the very sharp rising of the occupied fraction  $x$ , starting the simulation with  $x_0 = 0.1$  and a much slower variation in the case  $x_0 = 0.5$ . This difference is explained easily when one looks at global winner distribution of both situations. Beginning with a small  $x_0$  facilitates the rapid spread of short lived strains. But, this spreading is clearly cooperative as suggest by the sharp rising curve. An increasing in the short lived strains implies in a greater probability of (re)colonization and vice-versa. On the other hand, a larger  $x_0$  prevents geometrically this fast spreading simply because the clusters of short lived strains are now blocked by clusters of long lived strains. Of course, even in this condition, short lived strain are commonly the global winners. But now, we can see a more varied distribution of winners. Compare figures 2 and 3.

On second place, we start to observe the effect of varied dispersal threshold. Beginning with  $k = 2$ , a clear predominance of short lived cicadas as the global winner can be seen. It could not be different. A small dispersal threshold requires low populational densities, as said before, to ensure (re)colonization. Consequently, life cycles that are more active on average (i.e., the short ones) tend to spread rapidly over the empty patches before any reaction from the other life cycles. This is exactly what is observed on figure 4. Setting  $K = 3$  changes completely the scenario. On figure 5, one can see a evident hegemony of prime numbered life cycles. With this parameter set, on average, each active patch will compete with two or more other active sites for colonization. Therefore, competition is in a much higher level than in the  $K = 2$  case. Now, let's turn our attention for the  $K = 4$  case. As seen before, there is a predominance of cicadas with prime numbered life cycles as the global winners. Besides, the majority of life cycles are well represented in the global winners histogram (fig. 6). It is important to note that at this level of dispersal threshold is virtually impossible to fill up the entire lattice. In fact, the initial population grows just marginally before reaching the steady state. This is due a geometrical border effect. In such case, the growth of the global population is strongly self-limited. The same will occur to  $K > 4$ . Actually, for  $K > 4$  no appreciable growth and/or spread of the population could be observed.

## 4 Conclusion

In the present contribution, we showed that a very simple competitive dynamics spatially structured with few parameters can exhibit a reasonable diversity of behaviors. But, the main point here is, differently from the majority of the works on this subject, we demonstrate in a direct manner the insufficiency of predation to ensure the emergence of prime-numbered life cycles as the most effective ones in the dynamic. In our model, where only competition can change the fate of the different strains, the simplest way of avoiding competition is to reduce the chance of interaction between different strains. For this purpose, prime-numbered life cycles have the least tendency for interaction in the long run. Hence, there's no need for ad hoc explanations for the success of those life cycles. Our results point towards competition between the different strains as the responsible for the emergence of prime-numbered life cycles. This result contrasts sharply with those in [6,2], where a much more complicated dynamics is explored. Specifically, we reproduced the results of [6] with and without the presence of predators. The only detectable difference was a shift to the right in the global winner histogram (data not shown here). It could not be different, as the chance of interaction is maximal between short life cycle strains and predators. In this respect, our model could be seen as a reinterpretation of the models presented in [6,2] without mutation and predation. But, as one can see, we obtained very similar results. As a final remark, we hope that this simple contribution could help to elucidate this very interesting puzzle of Nature by showing how simple mechanisms can generate unexpected (and amazing) results.

## Acknowledgements

We thank P.R.A. Campos for valuable discussions and for initial inspiration. The work of Daniel de A.M.M. Silvestre is supported by CAPES.

## References

- [1] N. Lehmann-Ziebarth, P.P. Heidemann, R.A. Shapiro, S.L. Stoddart, C.C.L. Hsiao, G.R. Stephenson, P.A. Milewski, A.R. Ives, Evolution of periodicity in periodical cicadas, *Ecology* 86 (12) (2005) 3200{3211.
- [2] E. Goles, O. Schulz, M. Markus, A biological generator of prime numbers, *Nonlinear Phenom. Complex Systems* 3 (2000) 208{213.
- [3] H. Behncke, Periodical cicadas, *J. Math. Biol.* 40 (5) (2000) 413{431.

- [4] G . F . W ebb, The prim e number periodical cicada problem , D iscrete C ontin .  
D yn . Syst .-Ser . B 1 (3) (2001) 387{399.
- [5] B . H ayes, Bugs that count, Am . Scientist 92 (5) (2004) 401{405.
- [6] P . R . A . C am pos, V . M . de O liveira, R . G iro, D . S . G alvao, Em ergence of prim e  
num bers as the result of evolutionary strategy, Phys . Rev . Lett . 93 (9) (2004)  
098107.
- [7] K . S . W illiam s, C . S im on, The ecology, behaviour, and evolution of periodical  
cicadas, Ann . Rev . Entom ology 40 (1995) 269{295.
- [8] M . L lloyd, H . S . Dybas, Periodical cicada problem i. population ecology,  
Evolution 20 (2) (1966) 133{& .
- [9] M . L lloyd, H . S . Dybas, Periodical cicada problem ii. evolution, Evolution 20 (4)  
(1966) 466{& .
- [10] F . C . H oppensteadt, J . B . K eller, S ynchronization of periodical cicada  
em ergencies, Science 194 (4262) (1976) 335{337.
- [11] M . G . B ulmer, Periodical insects, Am . Nat . 111 (982) (1977) 1099{1117.
- [12] R . T . C ox, C . E . C arlton, P aleoclim atic in uences in the evolution of periodical  
cicadas (insecta, hom optera, cicadidae, m agicicada spp.), Am . M idl . Nat .  
120 (1) (1988) 183{193.
- [13] J . Y oshim ura, The evolutionary origins of periodical cicadas during ice ages,  
Am . Nat . 149 (1) (1997) 112{124.
- [14] R . T . C ox, C . E . C arlton, A com m entary on prim e num bers and life cycles of  
periodical cicadas, Am . Nat . 152 (1) (1998) 162{164.
- [15] P . R . G rant, The prim ing of periodical cicada life cycles, Trends E col . E vol .  
20 (4) (2005) 169{174.
- [16] M . T . B urrows, S . J . H awkins, M odelling patch dynam ics on rocky shores using  
determ inistic cellular autom ata, M ar . E col .-P rog . Ser . 167 (1998) 1{13.

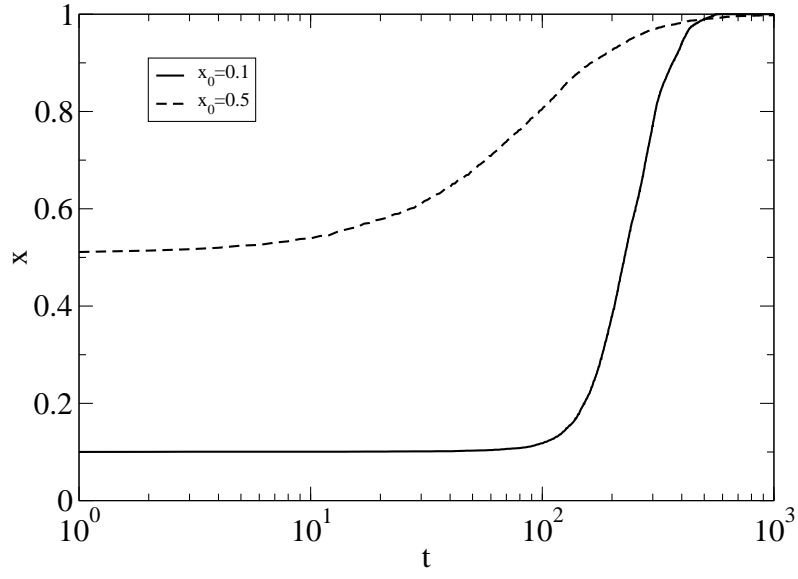


Fig. 1. Temporal evolution of the occupied fraction of the lattice ( $x$ ) for  $x_0$  as indicated in the graph.

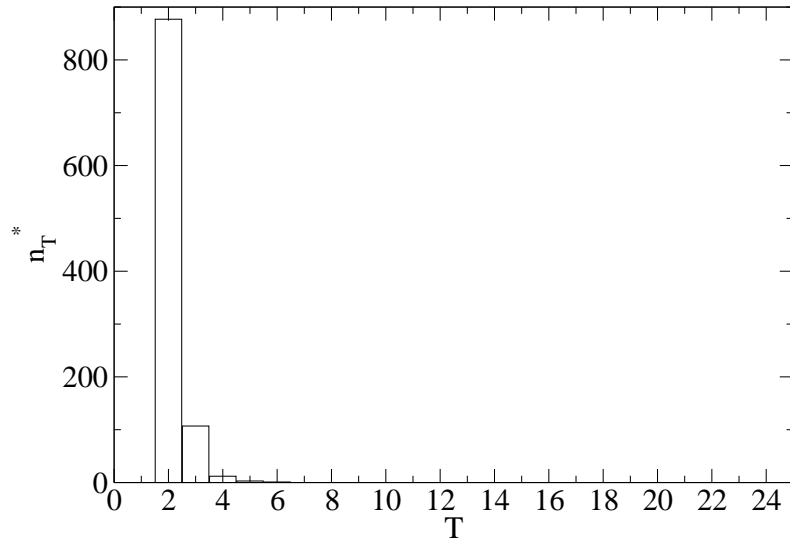


Fig. 2. Steady state distribution of the global winner for  $x_0 = 0.1$  in 1000 runs.



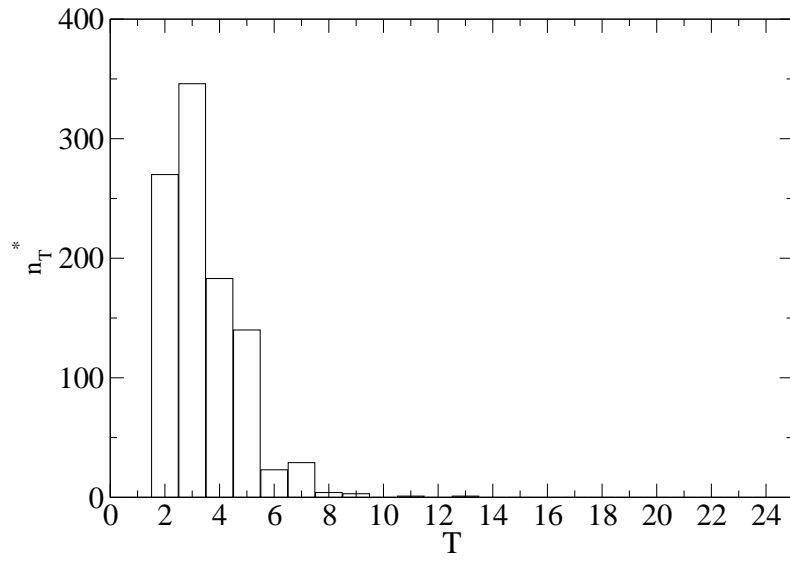


Fig. 3. Steady state distribution of the global winner for initial occupied fraction  $x_0 = 0.5$  and dispersal threshold  $k = 2$  in 1000 independent runs.

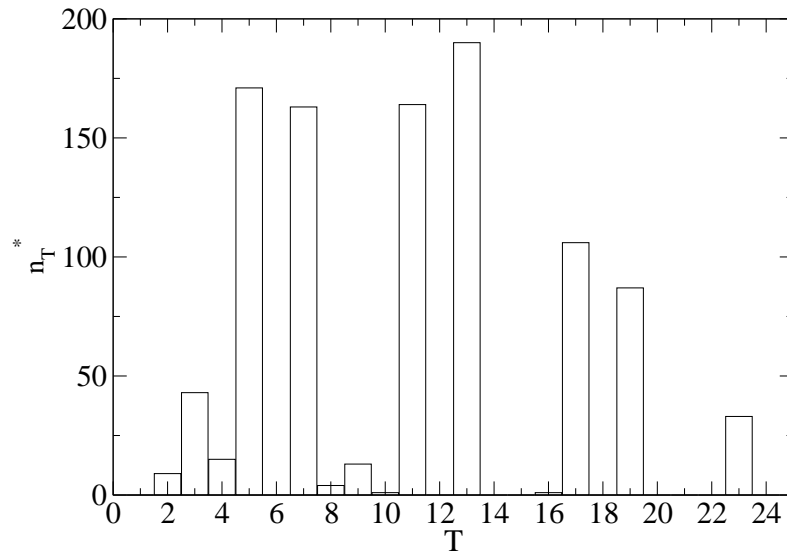


Fig. 4. Steady state distribution of the global winner for initial occupied fraction  $x_0 = 0.5$  and dispersal threshold  $k = 3$  in 1000 independent runs. The dominance of prime-numbered life cycles is evident.

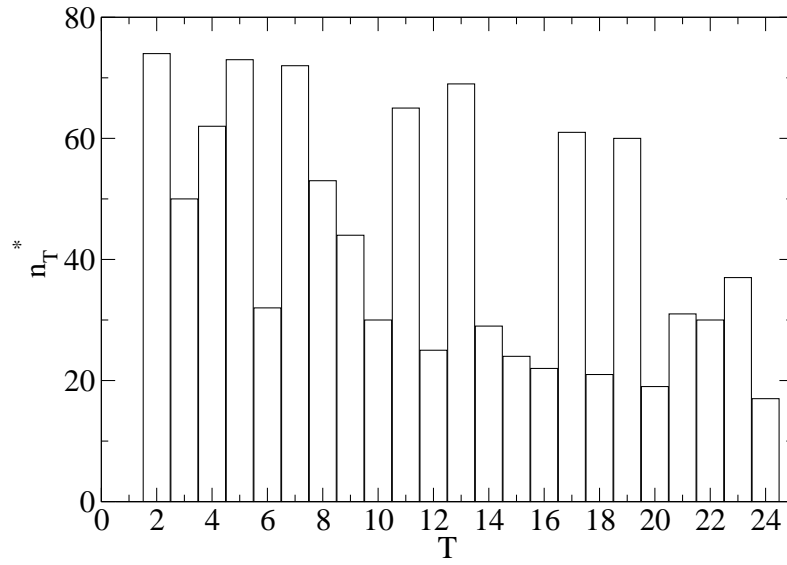


Fig. 5. Steady state distribution of the global winner for initial occupied fraction  $x_0 = 0.5$  and dispersal threshold  $k = 4$  in 1000 independent runs. Again, the dominance of prime-numbered life cycles is evident, to a lesser extent in this case.

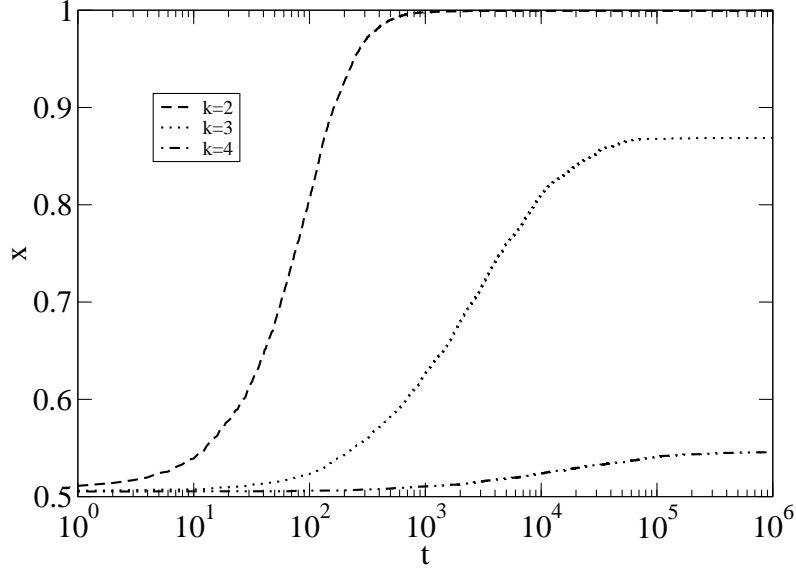


Fig. 6. Temporal evolution of the occupied fraction of the lattice ( $x$ ) for initial occupied fraction  $x_0 = 0.5$  and dispersal threshold as indicated in the graph.