

Time Scales in Evolutionary Dynamics

Carlos P. Roca,^{1,*} José A. Cuesta,^{1,*} and Angel Sánchez^{1,2,*}

¹*Grupo Interdisciplinar de Sistemas Complejos (GISC), Departamento de Matemáticas,
Universidad Carlos III de Madrid, 28911 Leganés, Madrid, Spain*

²*Instituto de Biocomputación y Física de Sistemas Complejos (BIFI), Universidad de Zaragoza, 50009 Zaragoza, Spain
(Dated: February 9, 2020)*

Evolutionary game theory has traditionally assumed that all individuals in a population interact with each other between reproduction events. We show that eliminating this restriction by explicitly considering the time scales of interaction and selection leads to dramatic changes in the outcome of evolution. Examples include the selection of the inefficient strategy in the Harmony and Stag-Hunt games, and the disappearance of the coexistence state in the Snowdrift game. Our results hold for any population size and in the presence of a background of fitness.

Evolutionary game theory is the mathematical framework for modelling evolution in biological, social and economical systems [1, 2, 3], and is deeply connected to dynamical systems theory and statistical mechanics [4, 5, 6, 7, 8, 9, 10, 11]. In the standard setup of evolutionary game theory, strategies available for the game are represented by a fraction of individuals in the population. Individuals then interact according to the rules of the game, and the so earned payoffs determine the frequencies of the next generation (i.e., payoffs represent biological fitness). Customarily, most evolutionary game studies make the additional assumption that individuals play many times and with all other players before reproduction takes place (round-robin tournament), so that payoffs, equivalently fitness, are given by the mean distribution of types in the population. This hypothesis, common in biological evolution, implies that selection occurs much more slowly than the interaction between individuals. However, recent experimental studies show that this may not always be the case [12, 13, 14]. On the other hand, in cultural evolution or social learning the scale of selection is much closer to the scale of interaction, and so the effects of this mixing of scales cannot be disregarded [15]. It is natural then to ask about the consequences of this assumption and the effect of relaxing it.

In this Letter, we show that rapid selection affects evolutionary dynamics in such a dramatic way that for some games it even changes the stability of equilibria. In order to make this result rigorous, we use discrete-time dynamics, which allows to make the relation between selection and interaction time scales explicit. As a specific framework, we choose the frequency-dependent version of the Moran dynamics [16] as introduced in [17]: N individuals interact by playing a game and reproduce by selecting one individual, with probability proportional to the payoff, to duplicate and substitute a randomly chosen individual. The payoff of every player is set to zero after each reproduction event, and this two-step cycle is repeated until the population eventually stabilizes. This stochastic dynamics is discrete in both population and time, while keeping the population size constant over time. On the other hand, this microscopic dynamics leads to a difference equation that has been proposed as an adjusted [1] or discrete-time [2] analogous of the replicator equation, widely used in evolutionary game theory (see [9] for a recent, detailed dis-

cussion of this issue).

Time scales enter the dynamics through the interaction step; specifically, the interaction time scale affects the way fitness is obtained. We generalize the round-robin scheme by allowing an integer number s of pairs of individuals to play the game between reproduction events. The parameter s is crucial in our model, as it controls the relation between interaction and selection time scales. The limit value of $s = 1$ means that both time scales are equal; greater finite values, $s > 1$, correspond to the selection time scale being slower than the interaction time scale, and the limit value of $s \rightarrow \infty$ recovers the round-robin procedure. In fact, the equivalence of the limit $s \rightarrow \infty$ to the round-robin scheme points to the latter being a form of 'mean-field' theory, in which individuals reproduce so slowly that it makes sense to replace pairwise interactions by the interaction with the 'average player'.

As for the games, we will consider the important case of symmetric 2×2 games, in which the payoffs are given by the following matrix

$$\begin{matrix} & \begin{matrix} 1 & 2 \end{matrix} \\ \begin{matrix} 1 \\ 2 \end{matrix} & \begin{pmatrix} a & b \\ c & d \end{pmatrix} \end{matrix}, \quad (1)$$

whose rows give the payoff obtained by each strategy when confronted with the other or itself, and $a, b, c, d > 0$. Let n be the number of individuals using strategy 1, also referred as type 1 individuals. After each reproduction event n may stay the same, increase by one, or decrease by one. Considering the definition of the dynamics, the corresponding transition probabilities will depend on the fitness earned by each type during the interaction step and on their frequencies. As both quantities will depend ultimately on n , we have a Markov process with a tridiagonal transition matrix (i.e., a birth-death process [18]) whose non-zero coefficients are

$$\begin{aligned} P_{n,n-1} &= \frac{n}{N} E \left(\frac{F_2}{F_1 + F_2} \middle| n \right) \\ P_{n,n+1} &= \frac{N-n}{N} E \left(\frac{F_1}{F_1 + F_2} \middle| n \right) \end{aligned} \quad (2)$$

and $P_{n,n} = 1 - P_{n,n-1} - P_{n,n+1}$. F_i is the payoff obtained by all players of type i , and $E(\cdot|n)$ denotes the expected value conditioned to a population of n individuals of type 1.

We stress that the parameter s enters through the expected values of the relative fitness of each type (2). Indeed, if we restrict ourselves to the limit $s \rightarrow \infty$, these expected values are given directly by the pairing probabilities and the payoffs corresponding to each pair

$$E\left(\frac{F_1}{F_1 + F_2} \middle| n\right) = \frac{n(n-1)a + n(N-n)b}{n(n-1)a + n(N-n)(b+c) + (N-n)(N-n-1)d} \quad (3)$$

as imposed by the round-robin scheme. However, as we will see below, finite values of s often lead to results completely different from this special case.

The solution to the birth-death process we have just described can be obtained in a standard manner [18]. Denoting by p_n the fixation probability of type 1 (i.e. the probability of

ending up in a population with all individuals of type 1) when starting from a population with n players of this type, we have

$$p_n = P_{n,n-1}p_{n-1} + P_{n,n}p_n + P_{n,n+1}p_{n+1}, \quad (4)$$

with $p_0 = 0$ and $p_N = 1$. The solution to this equation is given by

$$p_n = Q_n/Q_N, \quad Q_n = 1 + \sum_{j=1}^{n-1} \prod_{i=1}^j \frac{P_{i,i-1}}{P_{i,i+1}}, \quad n > 1 \quad (5)$$

with $Q_1 = 1$. As stated above, the interesting case arises for finite values of the parameter s . For general s , a straightforward combinatorial analysis of all the possible sequences of s pairings leads to

$$E\left(\frac{F_1}{F_1 + F_2} \middle| n\right) = \sum_{i=0}^s \sum_{j=0}^{s-i} \left[2^{s-i-j} \frac{s!n^{s-j}(n-i)^i(N-n)^{s-i}(N-n-1)^j}{i!j!(s-i-j)!(N(N-1))^s} \frac{2ai + b(s-i-j)}{2ai + 2dj + (b+c)(s-i-j)} \right]. \quad (6)$$

This lengthy combinatorial expression reduces, in the limit case $s = 1$ of extremely rapid selection, to

$$\begin{aligned} P_{n,n-1} &= \frac{n(N-n)}{N(N-1)} \left(1 + \frac{c-b}{c+b} \frac{n}{N} - \frac{1}{N} \right) \\ P_{n,n+1} &= \frac{n(N-n)}{N(N-1)} \left(\frac{2b}{b+c} + \frac{c-b}{c+b} \frac{n}{N} - \frac{1}{N} \right). \end{aligned} \quad (7)$$

The above equations are the first hint of the effect of time scales. Indeed, by noting that, for this extreme case, only the coefficients of the skew diagonal of (1) appear in (7) we reach the surprising conclusion that if the time scale of selection equals that of interaction, the evolutionary outcome of any game will be determined solely by the performance of each strategy when confronted with the other, and independently of the results when dealing with itself. However, as we will now see, there are another non-trivial, important differences.

To make our study as general as possible, we have analyzed all twelve non-equivalent symmetric 2×2 games [19]. These games can be further classified into three categories, according to their Nash equilibria and their dynamical behavior under the replicator dynamics with round-robin interaction:

I. Games with $a > c$ and $b > d$, or $a < c$ and $b < d$ (6 games). They have a unique Nash equilibrium, corresponding to the dominant pure strategy. This equilibrium is the global attractor of the round-robin replicator dynamics.

II. Games with $a > c$ and $b < d$ (3 games). They have several Nash equilibria, one of them with a mixed strategy. With the round-robin replicator dynamics, this mixed strategy equilibrium is an unstable point, which acts as the boundary

between the basins of attraction of the two pure strategies, which are the attractors.

III. Games with $a < c$ and $b > c$ (3 games). They have several Nash equilibria, one of them with a mixed strategy. This mixed strategy equilibrium is the global attractor of the round-robin replicator dynamics. The two pure strategies are unstable in this case.

Let us first consider an example of class I, namely the Harmony game [20] ($a = 1, b = 0.25, c = 0.75, d = 0.01$). This is a no-conflict game, in which all players obtain the maximum payoff by following strategy 1. As Fig. 1(a) shows, this is the result for large values of s , with a fixation probability $p_n \approx 1$ for almost all n . On the other hand, Fig. 1(a) also shows that, for small s , strategy 2, i.e., the inefficient (in the sense of lowest payoff) one, is selected by the dynamics, unless starting from initial conditions with almost all individuals of type 1.

For class II, a good paradigm is the Stag-Hunt game [21] ($a = 1, b = 0.01, c = 0.8, d = 0.2$), which is a coordination game: Strategy 1 maximizes the mutual benefit, whereas strategy 2 minimizes the risk of loss, and the conflict results from having to choose between these two options. As Fig. 1(b) reveals, the round-robin result is obtained for large s : both strategies are attractors, with the basin boundary located at the frequency corresponding to the mixed strategy equilibrium, i.e. $x = (d-b)/(a-c+d-b) \approx 0.49$. However, for small values of s this boundary shifts to greater frequency values, thus reflecting an advantage of strategy 2. In the extreme $s = 1$ case this strategy becomes the unique attractor.

Finally, let us consider the Snowdrift game [22] ($a = 1,$

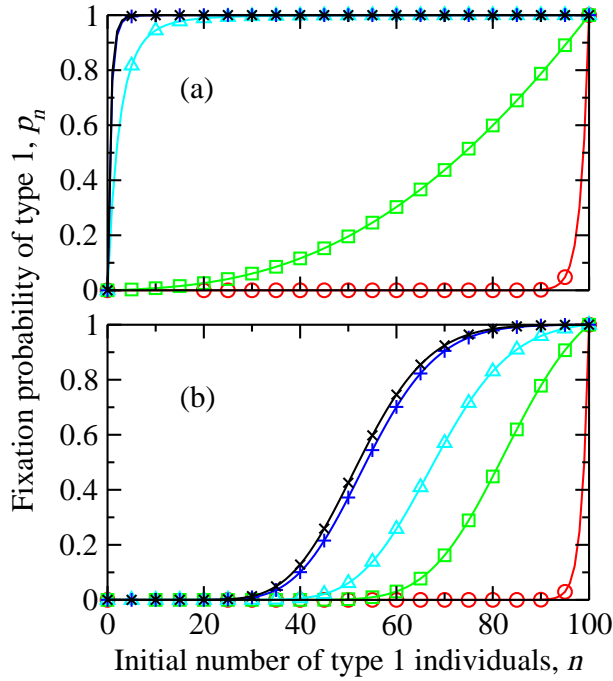


FIG. 1: Fixation probabilities in the games (a) Harmony ($a = 1$, $b = 0.25$, $c = 0.75$, $d = 0.01$) and (b) Stag-Hunt ($a = 1$, $b = 0.01$, $c = 0.8$, $d = 0.2$), for s equal to 1 (\circ), 5 (\square), 10 (\triangle), 100 ($+$), or $\rightarrow \infty$ (\times). Note that curves for large s overlap. Population size $N = 100$.

$b = 0.2$, $c = 1.8$, $d = 0.01$) as an example of class III. This is also a dilemma game, as each player has to choose between strategy 1, which maximizes the population gain, and strategy 2, which gives individuals the maximum payoff by exploiting the opponent. With round-robin dynamics both strategies coexist in the long run, with frequencies corresponding to the mixed strategy equilibrium. However, our dynamics can never maintain coexistence indefinitely, because by construction one of the absorbing states (all players of type 1 or all of type 2) will be reached sooner or later with probability 1. Nonetheless, it is possible to study the duration of metastable states by using the mean time in each population state before absorption, t_n [18]. Figure 2 shows the results for several values of s and a broad range of initial conditions. For s large ($s = 100$), the population stays for a long time near the value corresponding to the mixed strategy equilibrium $x = (d - b)/(a - c + d - b) \approx 0.19$, independently of the initial number of type 1 individuals. A smaller value of s ($s = 10$) induces a shift of the metastable equilibrium to smaller values of n , again almost independently of the initial conditions. Finally, for an even smaller value of $s = 5$, there is no metastable equilibrium, but a fluctuation towards the $x = 0$ absorbing state, which clearly depends on the initial conditions.

Having given examples of all three classes, we will summarize the rest of our study by saying that the remaining 2×2 games behave in a similar way, with rapid selection (small s)

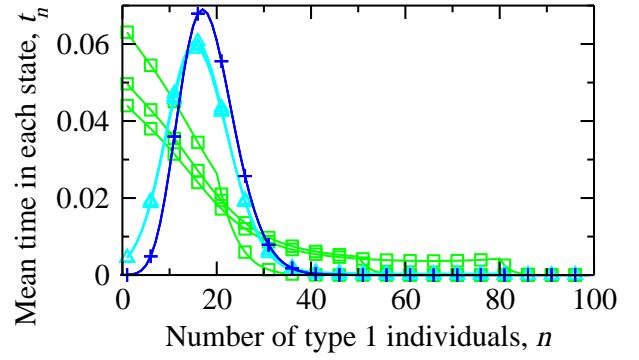


FIG. 2: Mean time before fixation in the Snowdrift game ($a = 1$, $b = 0.2$, $c = 1.8$, $d = 0.01$), for s equal to 5 (\square), 10 (\triangle) and 100 ($+$), and initial values of (top to bottom) $n = 20, 50, 80$. Note that curves for large s overlap. Population size $N = 100$.

favoring in all cases the type that has the greatest coefficient in the skew diagonal of the payoff matrix. For the remaining five games of class I this results in a reinforcement of the dominant strategy (the Prisoner's Dilemma [23] being a prominent example). The other two games of class II exhibit once again a displacement of the basins of attraction, whereas the other two class III games display the suppression of the coexistence state in favor of one of the strategies. We thus see that rapid selection leads very generally to outcomes entirely different from those of round-robin dynamics.

It is important to realize that our results do not change qualitatively with the system size. Considering for instance the Stag-Hunt game, the change in the basins of attraction is practically independent of the population size. The main effect of working with larger sizes is a steeper transition between the basins of attraction. Indeed, due to the inherent stochasticity of finite population sizes, smaller populations have a more blurred basin boundary, with points in each basin having an increasing non-zero probability of reaching the other basin [24]. Our results for all other symmetric 2×2 games are equally robust. In fact, for very rapid selection, $s = 1$, taking the limit $N \rightarrow \infty$ of the transition probabilities, Eq. (7), shows that they depend only on the frequencies of both types.

A further test of the robustness of our results has been performed by introducing a background of fitness in our model [7, 17], so that every player has an intrinsic probability of being selected, regardless the outcome of the game. Let f_b be the normalized fitness background, so that each individual has a background of fitness $s f_b / N$ before selection takes place; $f_b = 1$ means that the overall fitness coming from the game and from the background are approximately equal, for every value of s and N . Figure 3 shows the results for the Stag-Hunt game. A small fitness background of $f_b = 0.1$ gives fixation probabilities very similar to those with $f_b = 0$ (Fig. 2(b)). For larger values, $f_b = 1$, the displacement of the basin boundary is smaller, but still perfectly noticeable, whereas a very large fitness background, $f_b = 10$, drives the dynamics, for every value of s , to random selection, because in this case

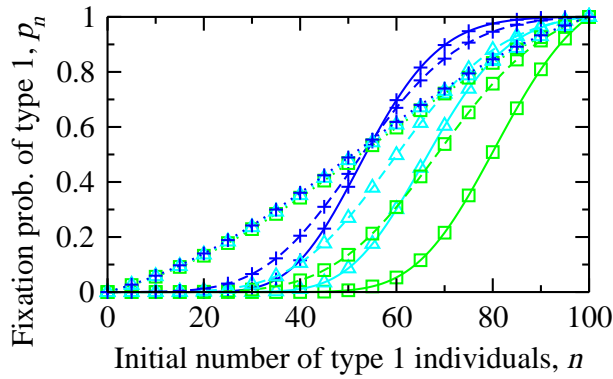


FIG. 3: Fixation probability in the Stag-Hunt game ($a = 1$, $b = 0.01$, $c = 0.8$, $d = 0.2$) with a background of fitness. Values of s : 5 (\square), 10 (\triangle), 100 ($+$). Values of f_b : 0.1 (solid), 1 (dashed), 10 (dotted). Note that curves for $f_b = 10$ overlap. Population size $N = 100$.

the influence of the game is almost negligible. Again, for the remaining symmetric 2×2 games, our conclusions remain valid as well in the presence of a background of fitness.

In summary, we have proven that considering independent interaction and selection time scales leads to highly non-trivial, counter-intuitive results. We have demonstrated the generality of this conclusion by considering all symmetric 2×2 and showing that rapid selection may lead to changes of the asymptotically selected equilibria, to changes of the basins of attraction of equilibria, or to suppression of long-lived metastable equilibria. This result has major implications for applying evolutionary game theory to model a specific problem, as the assumption of slow selection and consequently of round-robin dynamics may or may not be correct. Indeed, as the example in [15] shows, rapid selection may lead to the understanding of problems where Darwinian, individual evolution was thought not to play a role because round-robin dynamics was used. We envisage that successful modelling in rapidly changing environments, such as extreme biological, social or (sub-)culture dynamics, will need a careful consideration of the involved time scales along the lines discussed here.

We thank R. Toral for a critical reading of the manuscript. This work is supported by MEC (Spain) under grants

BFM2003-0180, BFM2003-07749-C05-01, FIS2004-1001 and NAN2004-9087-C03-03 and by Comunidad de Madrid (Spain) under grants UC3M-FI-05-007, SIMUMAT-CM and MOSSNOHO-CM.

* <http://www.gisc.es>

- [1] J. Maynard Smith, *Evolution and the Theory of Games* (Cambridge University Press, 1982).
- [2] J. Hofbauer and K. Sigmund, *Evolutionary Games and Population Dynamics* (Cambridge University Press, 1998).
- [3] C. F. Camerer, *Behavioral Game Theory* (Princeton University Press, 2003).
- [4] G. Szabó and C. Hauert, Phys. Rev. Lett. **89**, 118101 (2002).
- [5] A. Traulsen, T. Röhl, and H. G. Schuster, Phys. Rev. Lett. **93**, 28701 (2004).
- [6] M. G. Zimmermann, V. M. Eguíluz, and M. San Miguel, Phys. Rev. E **69**, 65102 (2004).
- [7] J. C. Claussen and A. Traulsen, Phys. Rev. E **71**, 25101 (2005).
- [8] F. C. Santos and J. M. Pacheco, Phys. Rev. Lett. **95**, 98104 (2005).
- [9] A. Traulsen, J. C. Claussen, and C. Hauert, Phys. Rev. Lett. **95**, 238701 (2005).
- [10] D. Ariosa and H. Fort, Phys. Rev. E **71**, 16132 (2005).
- [11] C. Hauert and G. Szabó, Am. J. Phys. **73**, 405 (2005).
- [12] A. P. Hendry and M. T. Kinnison, Evolution **53**, 1637 (1999).
- [13] A. P. Hendry, J. K. Wenburg, P. Bentzen, E. C. Volk, and T. P. Quinn, Science **290**, 516 (2000).
- [14] T. Yoshida, L. E. Jones, S. P. Ellner, G. F. Fussmann, and N. G. H. Jr., Nature **424**, 303 (2003).
- [15] A. Sánchez and J. A. Cuesta, J. Theor. Biol. **235**, 233 (2005).
- [16] P. A. P. Moran, *The Statistical Processes of Evolutionary Theory* (Clarendon Press, Oxford, 1962).
- [17] M. A. Nowak, A. Sasaki, C. Taylor, and D. Fudenberg, Nature **428**, 646 (2004).
- [18] S. Karlin and H. M. Taylor, *A First Course in Stochastic Processes* (Academic Press, New York, 1975), 2nd ed.
- [19] A. Rapoport and M. Guyer, General Systems **11**, 203 (1966).
- [20] A. N. Licht, Yale J. Int. Law **24**, 61 (1999).
- [21] B. Skyrms, *The Stag Hunt and the Evolution of Social Structure* (Cambridge University Press, 2003).
- [22] R. Sugden, *Economics of Rights, Co-operation and Welfare* (Palgrave Macmillan, Hampshire, 2004), 2nd ed.
- [23] R. Axelrod and W. D. Hamilton, Science **211**, 1390 (1981).
- [24] A. Cabrales, Int. Econ. Rev. **41**, 451 (2000).