

Parametrization of the Hybrid Potential for Pairs of Neutral Atoms

Kevin Cahill*

Department of Physics and Astronomy, University of New Mexico, Albuquerque, NM 87131

(Dated: February 9, 2020)

The hybrid form is a combination of the Rydberg potential and the London inverse-sixth-power energy. It is accurate at all relevant distance scales and simple enough for use in all-atom simulations of biomolecules. One may compute the parameters of the hybrid potential for the ground state of a pair of neutral atoms from their internuclear separation, the depth and curvature of their potential at its minimum, and from their van der Waals coefficient of dispersion C_6 .

PACS numbers: 87.15.-v, 82.35.Pq, 34.20.Cf, 77.84.Jd

I. THE HYBRID FORM

Commercial molecular-modeling codes use pair potentials chosen more for speed than for accuracy. They use the harmonic potential

$$V_h(r) = -E_0 + \frac{k}{2}(r - r_0)^2 \quad (1)$$

for covalently bonded pairs of neutral atoms and the Lennard-Jones potential [1]

$$V_{LJ}(r) = E_0 \left[\left(\frac{r_0}{r} \right)^{12} - 2 \left(\frac{r_0}{r} \right)^6 \right] \quad (2)$$

for unbonded pairs. The recently introduced hybrid potential [2]

$$V(r) = ae^{-br} (1 - cr) - \frac{C_6}{r^6 + dr^{-6}} \quad (3)$$

is nearly as fast and much more accurate. It is fast enough for use in all-atom simulations of biomolecules and accurate at all biologically relevant distance scales when its parameters are suitably chosen. How to choose them is the focus of this paper. Formulas are developed for a , b , c , & d in terms of the internuclear separation r_0 , the depth E_0 and curvature k of the potential at its minimum, and from the van der Waals coefficient C_6 . The hybrid potential therefore is applicable to pairs of neutral atoms for which no empirical potential is available. Its eventual incorporation into codes such as Amber [3] and CHARMM [4] is a goal of this work.

The hybrid potential is a combination of the Rydberg formula used in spectroscopy and the London formula for pairs of atoms. The terms involving a , b , and c were proposed by Rydberg to incorporate spectroscopic data, but were largely ignored until recently. The constant C_6 is the coefficient of the London tail. The new term dr^{-6} cures the London singularity. As $r \rightarrow 0$, $V(r) \rightarrow a$, finite; as $r \rightarrow \infty$, $V(r)$ approaches the London term, $V(r) \rightarrow -C_6/r^6$. In a perturbative analysis [5], the a , b , c terms arise in first order, and the C_6 term in second order.

When fitted to spectroscopically determined potentials for the ground states of H_2 , N_2 , O_2 , Ar–Ar, and Kr–Kr, the hybrid form is four orders of magnitude more accurate than the harmonic and Lennard-Jones potentials and five times more accurate than the Morse [6], Varnshi [7], and Hulburt–Hirschfelder [8] potentials [2]. It also yields accurate second virial coefficients and heats of vaporization [2]. Its simplicity recommends it as a teaching tool and as a practical form for computation.

How does one find the parameters a , b , c , & d when an empirical potential is not available? For many pairs of neutral atoms, spectroscopists have measured the internuclear separation r_0 , the well depth $E_0 = |V(r_0)|$ and curvature $k = V''(r_0)$ at the minimum of the potential, and the London coefficient C_6 . These input parameters are discussed in Sec. II with an emphasis on the curvature k and its relation to the vibrational frequency of the ground state and to the energy D_0 needed to dissociate the ground state. Section III develops a rule of thumb for the parameter d to which the hybrid form is relatively insensitive. Section IV derives formulas for the hybrid parameters a , b , & c in terms of r_0 , E_0 , k , C_6 , & d and plots the resulting hybrid potentials for the eight pairs H_2 , N_2 , O_2 , I_2 , NO , OH , Ar–Ar, & Kr–Kr.

II. INPUT PARAMETERS

In addition to the well depth $E_0 = V(r_0)$, the internuclear separation r_0 at the minimum, and the London or van der Waals coefficient C_6 , the curvature $k = V''(r_0)$ of the potential at r_0 often is available either directly or in the guise of the energy of dissociation D_0 .

Near r_0 , the motion of the internuclear separation r is described by the lagrangian

$$L = \frac{1}{2} \mu \dot{r}^2 - \frac{1}{2} k (r - r_0)^2 \quad (4)$$

in which $\mu = m_1 m_2 / (m_1 + m_2)$ is the reduced mass of the two atoms of mass m_1 and m_2 . To lowest order in $r - r_0$, the ground state then has energy

$$E_g = \frac{1}{2} \hbar \omega - E_0 \quad (5)$$

in which ω is the (angular) vibrational frequency of the

*Electronic address: cahill@unm.edu

ground state. The curvature k is related to ω by

$$k = \mu\omega^2. \quad (6)$$

In the chemical-physics literature, the depth E_0 and separation r_0 are labeled D_e and r_e , and the angular frequency $\omega = 2\pi\nu$ is expressed as a frequency ω_e in inverse centimeters: $\omega_e = \omega/(2\pi c)$ where c is the speed of light. In these terms, $k = 4\pi^2 c^2 \mu \omega_e^2$. The energy of dissociation is $D_0 = -E_g = E_0 - \hbar\omega/2$, and so the curvature $k = V''(r_0)$ is related to the difference between it and the well depth $E_0 = D_e$ by

$$k = 4\mu(E_0 - D_0)^2/\hbar^2 = 4\mu(D_e - D_0)^2/\hbar^2. \quad (7)$$

The values of the input parameters are listed in Table I. The internuclear separation r_0 at the minimum of the potential well $V(r)$ and its depth $E_0 = V(r_0)$ are from Steele, Lippincott, & Vanderslice [9] for H₂, I₂, NO, & OH; from Lofthus & Krupenie [10] for N₂; and from Krupenie [11] for O₂. The curvature $k = V''(r_0)$ of the potential at its minimum is from Steele *et al.* [9] for H₂, N₂, O₂, I₂, NO, & OH. The van der Waals coefficient C_6 is from Zeiss & Meath [12] for H₂, N₂, O₂, NO, & OH; from Chu & Dalgarno [13] for I₂; and from Standard & Certain [14] for Ar–Ar & Kr–Kr. The values of r_0 , E_0 , & k for Ar–Ar and Kr–Kr respectively are from Aziz [15] and Dham *et al.* [16].

III. A RULE OF THUMB

The d -term of the hybrid form is a trick to avoid the $1/r^6$ singularity of the London term. It has no other justification. Luckily, the quality of the fit is not sensitive to the precise value of the parameter d .

To develop an approximate formula that estimates this parameter, we first find the best values of d for the eight pairs H₂, N₂, O₂, I₂, NO, OH, Ar–Ar, & Kr–Kr of neutral atoms. With the C_6 's of Table I, we use Gnuplot [17] to find the values of a , b , c , & d that fit the hybrid form $V(r)$ of Eq.(3) to accurate empirical potentials for these pairs.

Empirical potentials obtained from from spectroscopic data [10, 11, 18] by the RKR (Rydberg [19], Klein [20], Rees [21]) method are available from Steele *et al.* [9] for H₂, I₂, NO, & OH; from Lofthus & Krupenie [10] for N₂; and from Krupenie [11] for O₂. Aziz [15] and Dham *et al.* [16] respectively have built accurate empirical potentials for Ar–Ar and Kr–Kr.

With the C_6 's of Table I, the values of a , b , c , & d that fit the hybrid form $V(r)$ to these empirical potentials are listed in Table II. Figures 1–8 show that the fitted hybrid forms V_f (dashes, dark blue) go through the points (diamonds, cyan) of the empirical potentials for the eight pairs of neutral atoms H₂, N₂, O₂, I₂, NO, OH, Ar–Ar, & Kr–Kr. Figure 1 for molecular hydrogen adds the harmonic potential V_h (dot-dash, magenta), which fits only

TABLE I: The depth $E_0 = V(r_0)$ of the potential well $V(r)$, the internuclear separation r_0 and the curvature $k = V''(r_0)$ at the minimum $r = r_0$, and the van der Waals coefficient C_6 for eight pairs of neutral atoms.

	E_0 (eV)	r_0 (Å)	k (eV Å ⁻²)	C_6 (eV Å ⁶)
H ₂	4.7467	0.7417	35.8861	3.883
N ₂	9.9047	1.0977	143.206	14.412
O ₂	5.2136	1.2075	73.4726	8.927 ^a
I ₂	1.5571	2.668	10.7378	230.05
NO	6.609	1.1590	99.5676	11.245
OH	4.624	0.9705	48.6196	5.564
Ar–Ar	0.01234	3.757	0.0613	40.154
Kr–Kr	0.01735	4.017	0.0830	79.471

^aThis value is more accurate than the one used in ref. [2], but since the RKR data extend only out to 1.8 Å, the quality of the fit is unaffected.

TABLE II: The values of the coefficients a , b , c , & d that best fit the hybrid potential $V(r)$ (Eq. (3)) to RKR data for H₂, N₂, O₂, I₂, NO, & OH and to empirical potentials for Ar–Ar & Kr–Kr.

	a (eV)	b (Å ⁻¹)	c (Å ⁻¹)	d (Å ¹²)
H ₂	56.14	3.046	2.449	32.2 ± 13.6
N ₂	3138.	4.257	1.193	30.4 ± 1.4
O ₂	2591.	4.149	1.056	49.8 ± 2.4
I ₂	24945.	3.001	0.4359	267400 ± 299000
NO	2598.	4.217	1.110	22.3 ± 4.9
OH	332.1	3.588	1.483	42.0 ± 7.2
Ar–Ar	1676.	2.703	0.2602	264000 ± 29000
Kr–Kr	2275.	2.513	0.2460	413000 ± 40000

near the minimum at $r = r_0$. Figure 2 for molecular nitrogen and Fig. 7 for a pair of argon atoms include the Lennard-Jones potential V_{LJ} (dot-dash, magenta), which is accurate only near r_0 .

The fitted values of the parameter d in Table II are less well defined than those of a , b , and c . The empirical rule of thumb

$$d = 36 \text{ Å}^{12} + 0.15 \frac{E_0}{\text{eV}} \frac{r_0^{13}}{\text{Å}} + 0.015 r_0^{12} \quad (8)$$

TABLE III: Values of the coefficients a , b , c , and d obtained by Eqs. (8, 15, 17, & 19) from the values of E_0 , r_0 , k , and C_6 of Table I.

	a (eV)	b (Å ⁻¹)	c (Å ⁻¹)	d (Å ¹²)
H ₂	41.09	2.823	2.6071	36.02
N ₂	3536.	4.295	1.1791	41.04
O ₂	2836.	4.222	1.0532	45.22
I ₂	8173.	2.621	0.4331	83050.
NO	3893.	4.444	1.0942	42.84
OH	329.9	3.567	1.4782	36.48
Ar–Ar	805.5	2.502	0.2597	173674.
Kr–Kr	1955.	2.471	0.2461	449383.

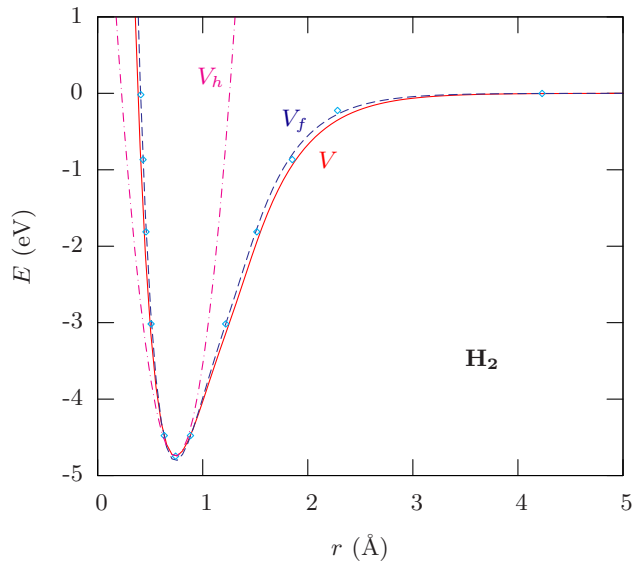


FIG. 1: The hybrid form V with the calculated coefficients (a , b , c , & d , Table III) (solid, red) fits the RKR spectral points for the ground state of molecular hydrogen (diamonds, cyan) and gives the correct London tail for $r > 3$ Å nearly as well as does the hybrid form V_f with the fitted coefficients (a , b , c , & d , Table II) (dashes, dark blue). In all the figures, the values of C_6 used in V and V_f are from Table I. The harmonic form V_h (dot-dash, magenta) fits only near the minimum.

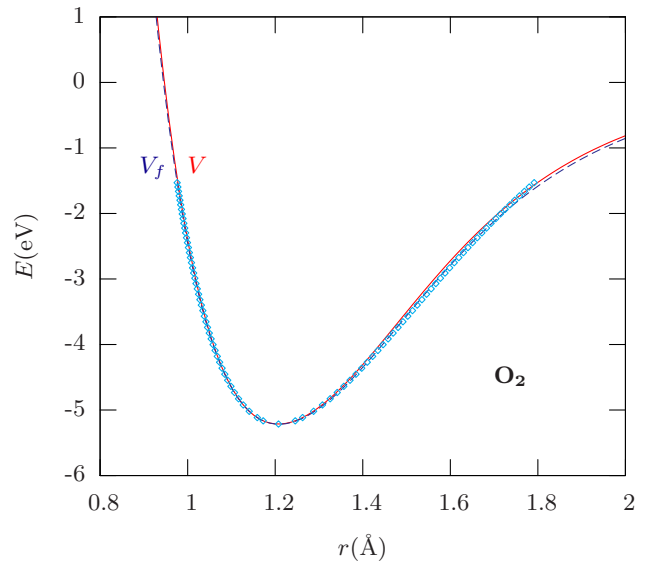


FIG. 3: The hybrid form V with the calculated coefficients (a , b , c , & d , Table III) (solid, red) fits the RKR spectral points for the ground state of molecular oxygen (diamonds, cyan) nearly as well as does the hybrid form V_f with the fitted coefficients (a , b , c , & d , Table II) (dashes, dark blue).

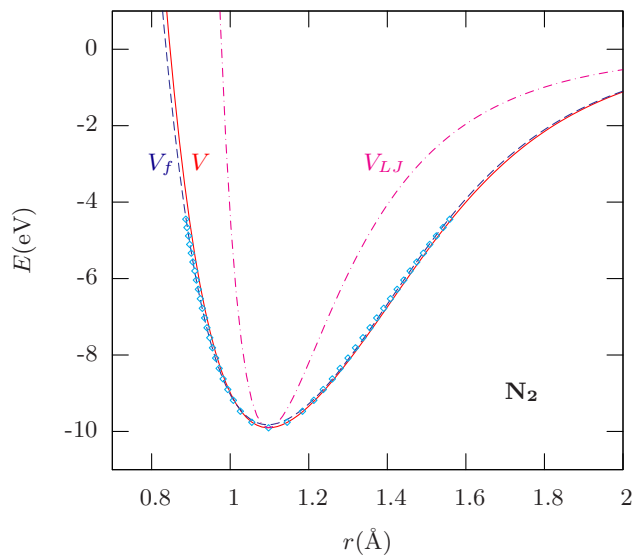


FIG. 2: The hybrid form V with the calculated coefficients (a , b , c , & d , Table III) (solid, red) fits the RKR spectral points for the ground state of molecular nitrogen (diamonds, cyan) nearly as well as does the hybrid form V_f with the fitted coefficients (a , b , c , & d , Table II) (dashes, dark blue). The Lennard-Jones form V_{LJ} (dot-dash, magenta) fits only near the minimum.

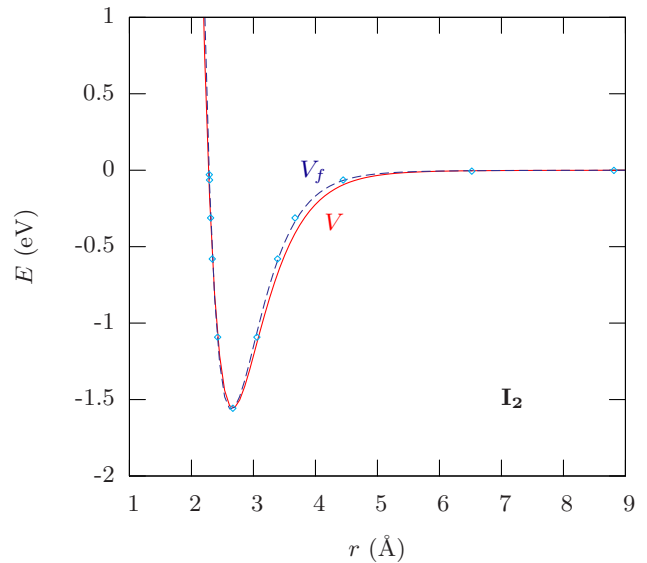


FIG. 4: The hybrid form V with the calculated coefficients (a , b , c , & d , Table III) (solid, red) fits the RKR spectral points for the ground state of molecular iodine (diamonds, cyan) nearly as well as does the hybrid form V_f with the fitted coefficients (a , b , c , & d , Table II) (dashes, dark blue).

gives the eight values of d listed in Table III and roughly approximates those of Table II.

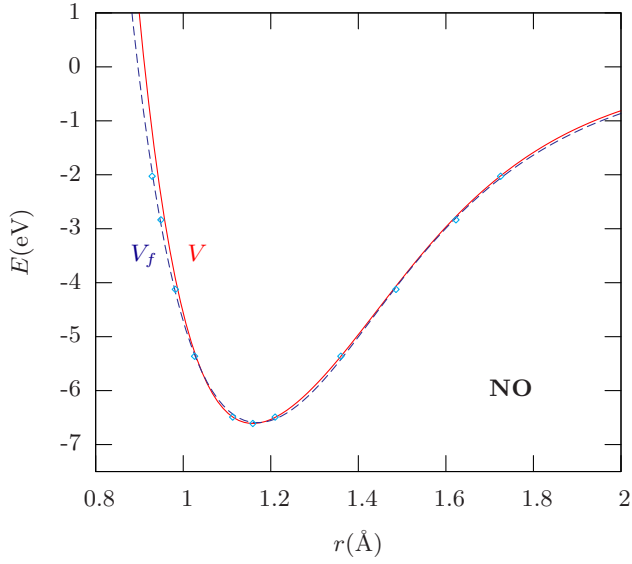


FIG. 5: The hybrid form V with the calculated coefficients (a , b , c , & d , Table III) (solid, red) fits the RKR spectral points for the ground state of nitric oxide (diamonds, cyan) nearly as well as does the hybrid form V_f with the fitted coefficients (a , b , c , & d , Table II) (dashes, dark blue).

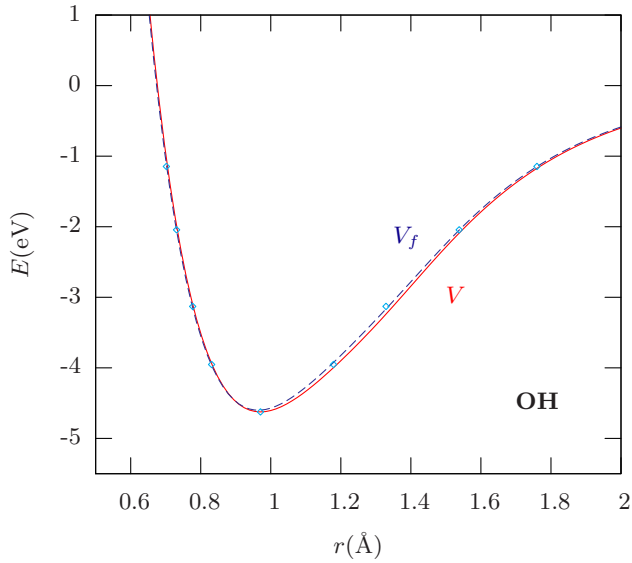


FIG. 6: The hybrid form V with the calculated coefficients (a , b , c , & d , Table III) (solid, red) fits the RKR spectral points for the ground state of the hydroxyl radical (diamonds, cyan) nearly as well as does the hybrid form V_f with the fitted coefficients (a , b , c , & d , Table II) (dashes, dark blue).

IV. THREE FORMULAS

Suppose we use the rule (8) for the fudge-factor d and take the London coefficient C_6 from Table I. How do we find the parameters a , b , and c that make the hybrid potential $V(r)$ have its minimum at $r = r_0$ with $V(r_0) =$

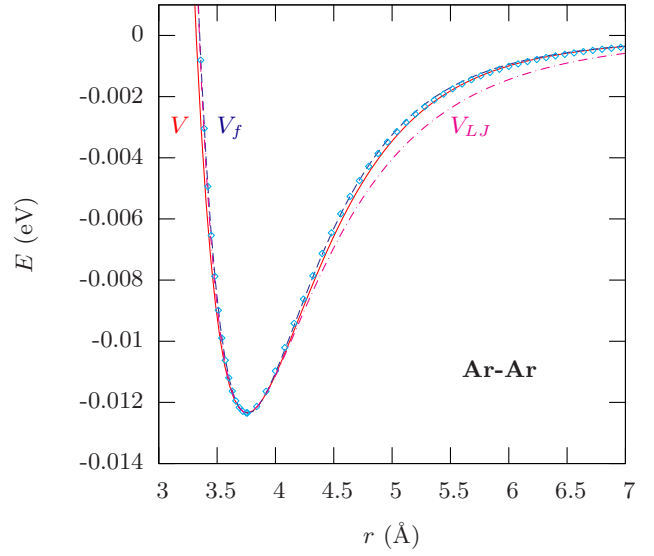


FIG. 7: The hybrid form V with the calculated coefficients (a , b , c , & d , Table III) (solid, red) fits the RKR spectral points for the ground state of the argon dimer (diamonds, cyan) nearly as well as does the hybrid form V_f with the fitted coefficients (a , b , c , & d , Table II) (dashes, dark blue). The Lennard-Jones form V_{LJ} fitted to the minimum (dot-dash, magenta) is too low for $r > 4$ Å.

$-E_0$ and with curvature $V''(r_0) = k$?

Let us write the hybrid form as the sum

$$V(r) = v(r) + w(r) \quad (9)$$

of the a, b, c terms $v(r)$

$$v(r) = a e^{-br} (1 - cr) \quad (10)$$

and the C_6, d terms $w(r)$

$$w(r) = -\frac{C_6}{r^6 + dr^{-6}}. \quad (11)$$

Since C_6 and d are given, the function $w(r)$ and its derivatives

$$w'(r) = 6 C_6 \frac{r^5 - dr^{-7}}{(r^6 + dr^{-6})^2} \quad (12)$$

and

$$w''(r) = 6 C_6 \frac{(-7 r^{10} + 36 dr^{-2} - 5 d^2 r^{-14})}{(r^6 + dr^{-6})^3} \quad (13)$$

are determined. The condition that $V(r_0) = -E_0$ then is

$$a e^{-br_0} (1 - cr_0) = -w(r_0) - E_0 \quad (14)$$

which implies that a is

$$a = -(w(r_0) + E_0) e^{br_0} / (1 - cr_0). \quad (15)$$

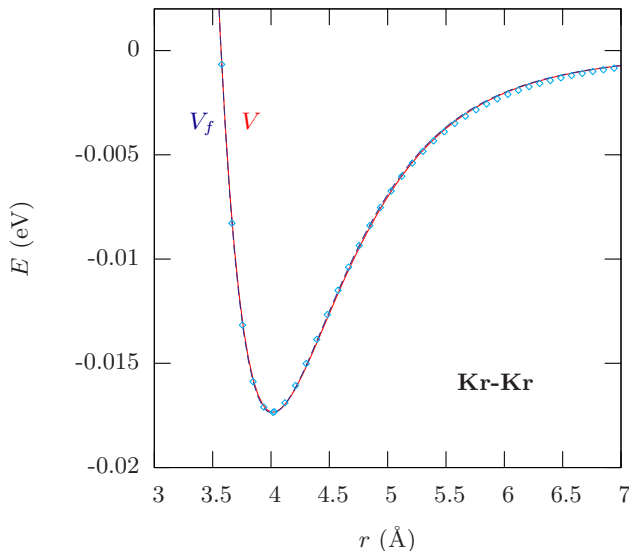


FIG. 8: The hybrid form V with the calculated coefficients (a , b , c , & d , Table III) (solid, red) fits the RKR spectral points for the ground state of the krypton dimer (diamonds, cyan) nearly as well as does the hybrid form V_f with the fitted coefficients (a , b , c , & d , Table II) (dashes, dark blue).

The condition that $V'(r_0) = 0$ is

$$a e^{-br_0}(b + c - bc r_0) = w'(r_0) \quad (16)$$

which together with (15) gives b as

$$b = -c/(1 - cr_0) - w'(r_0)/(w(r_0) + E_0). \quad (17)$$

Finally, the condition $V''(r_0) = k$ is

$$a b e^{-br_0}(b - bc r_0 + 2c) = k - w''(r_0) \quad (18)$$

which with (15) for a and (17) for b is a quadratic equation for c with roots

$$c = \left[r_0 \pm \sqrt{\frac{(w(r_0) + E_0)^2}{w'(r_0)^2 + (k - w''(r_0))(w(r_0) + E_0)}} \right]^{-1}. \quad (19)$$

If $v(r)$ dominates $w(r)$ near r_0 , then in Eq. (16), one may neglect the $w'(r_0)$ and get the approximate condition

$$c \approx (r_0 - b^{-1})^{-1} \quad (20)$$

which requires the minus sign in Eq.(19). The covalently bonded molecules H_2 , N_2 , O_2 , I_2 , NO , & OH take the minus sign. On the other hand, if $w(r)$ dominates $v(r)$ near r_0 , then the a, b, c terms $v(r)$ often are positive at r_0 . In this case, $cr_0 < 1$, and so

$$c < r_0^{-1} \quad (21)$$

which implies the plus sign in Eq.(19). The unbonded pairs Ar–Ar & Kr–Kr take the plus sign.

If one uses Eq.(8) for d and the values of r_0 , E_0 , k , & C_6 of Table I, then one may find c from condition (19), and then b from (17), and then a from (15). The resulting values of a , b , c , & d for the eight pairs of neutral atoms H_2 , N_2 , O_2 , I_2 , NO , OH , Ar–Ar, & Kr–Kr are listed in Table III. Figures 1–8 show the hybrid form V with these values of a , b , c , & d and with the C_6 's of Table I as solid red curves. They closely trace the empirical potentials (diamonds, cyan). In fact, they are slightly closer to them near the minimum r_0 than are the Gnuplot-fitted hybrid forms V_f (dashes, dark blue), which, however, provide slightly better global fits.

V. CONCLUSIONS

By using Eqs. (8, 15, 17, & 19), one may build an accurate hybrid potential (3) for the ground state of a pair of neutral atoms from their internuclear separation, the depth and curvature of their potential at its minimum, and from their van der Waals coefficient C_6 . The hybrid potential is therefore applicable to pairs of neutral atoms for which no empirical potential is available. Given the differences between it and the Lennard-Jones, harmonic, Morse, Varnshi, and Hulburt-Hirschfelder potentials, it would be worthwhile to examine the consequences of these differences in Monte Carlo searches for low-energy states of biomolecules and in numerical simulations of phase transitions and reactions far from equilibrium.

Acknowledgments

Thanks to S. Atlas, S. T. P. Boyd, D. Cromer, K. Dill, W. J. Meath, V. A. Parsegian, R. Pastor, R. Podgornik, B. Rivers, D. Sergatskov, J. Thomas, S. Valone and W. Zemke for advice.

-
- [1] J. E. Lennard-Jones, *Proc. Phys. Soc.* **43**, 461 (1931).
 [2] K. Cahill and V. A. Parsegian, *J. Chem. Phys.* **121**, 10839 (2004), arxiv.org/q-bio.BM/0410018.
 [3] D. A. Pearlman, D. A. Case, J. W. Caldwell, W. S. Ross, T. E. Cheatham III, S. DeBolt, D. Ferguson, G. Seibel, and P. Kollman, *Comp. Phys. Commun.* **91**, 1 (1995).

- [4] B. R. Brooks, R. E. Bruccoleri, B. D. Olafson, D. J. States, S. Swaminathan, and M. Karplus, *Journal of Computational Chemistry* **4**, 187 (1983).
 [5] K. Cahill and V. A. Parsegian (2003), q-bio.BM/0312005.
 [6] P. M. Morse, *Phys. Rev.* **34**, 57 (1929).
 [7] Y. P. Varnshi, *Rev. Mod. Phys.* **29**, 664 (1957).

- [8] H. M. Hulbert and J. O. Hirschfelder, *J. Chem. Phys.* **35**, 1901(L) (1961).
- [9] D. Steele, E. R. Lippincott, and J. T. Vanderslice, *Rev. Mod. Phys.* **34**, 239 (1962).
- [10] A. Lofthus and P. H. Krupenie, *J. Phys. Chem. Ref. Data* **6**, 113 (1977).
- [11] P. H. Krupenie, *J. Phys. Chem. Ref. Data* **1**, 423 (1972).
- [12] G. D. Zeiss and W. J. Meath, *Mol. Phys.* **33**, 1155 (1977).
- [13] X. Chu and A. Dalgarno, *J. Chem. Phys.* **121**, 4083 (2004).
- [14] J. M. Standard and P. R. Certain, *J. Chem. Phys.* **83**, 3002 (1985).
- [15] R. A. Aziz, *J. Chem. Phys.* **99**, 4518 (1993).
- [16] A. K. Dham, A. R. Allnatt, W. J. Meath, and R. A. Aziz, *Mol. Phys.* **67**, 1291 (1989).
- [17] www.gnuplot.info.
- [18] S. Weissman, J. T. Vanderslice, and R. Battino, *J. Chem. Phys.* **39**, 2226 (1963).
- [19] R. Rydberg, *Z. Phys.* **73**, 376 (1931).
- [20] O. Klein, *Z. Phys.* **76**, 226 (1932).
- [21] A. L. G. Rees, *Proc. Phys. Soc. (London)* **59**, 998 (1947).