

# Evolutionary dynamics on degree-heterogeneous graphs

T. Antal, S. Redner, and V. Sood

Center of Polymer Studies and Department of Physics,  
Boston University, Boston, Massachusetts, 02215 USA

The evolution of two species with different fitness is investigated on degree-heterogeneous graphs. The population evolves either by one individual dying and being replaced by the offspring of a random neighbor (voter model (VM) dynamics) or by an individual giving birth to an offspring that takes over a random neighbor node (invasion process (IP) dynamics). The fixation probability for one species to take over a population of  $N$  individuals depends crucially on the dynamics and on the local environment. Starting with a single fitter mutant at a node of degree  $k$ , the fixation probability is proportional to  $k$  for VM dynamics and to  $1/k$  for IP dynamics.

PACS numbers: 87.23.Kg, 05.40.-a, 02.50.-r, 89.75.-k

In this letter, we investigate the likelihood for fitter mutants to overspread an otherwise uniform population on heterogeneous graphs by evolutionary dynamics. Such a process underlies propagation of an epidemic [1], emergence of fads [2] or social cooperation [3], or invasion of an ecological niche by a new species [4, 5, 6]. The population consists of  $N$  individuals, each of which may be a unit-fitness genotype **1** (the mutant), or genotype **0** with lower fitness  $1 - s$ . At each update event, two individuals are chosen at random. One reproduces while the other dies and is replaced by the newly-born offspring, so that  $N$  remains constant. There also exists a selective advantage, or fitness, in which each genotype has a different probability to replicate or to die. In the absence of selective advantage, the dynamics is random genetic drift [7, 8]. With selective advantage, the dynamics involves a competition between selection, which dominates for large populations, and random genetic drift, which is important for small populations.

We consider three prototypical evolutionary models that are specified by the order in a pair individuals replicate and die: **Biased Link Dynamics (LD)**: A link is selected at random. If the individuals at the link ends are different, one of them is designated as the “donor” with probability proportional to its fitness. The replicate of the donor then replaces the other individual: **10**  $\rightarrow$  **11** with probability  $1/2$  while **10**  $\rightarrow$  **00** with probability  $(1-s)/2$  (Fig. 1).

**Biased Voter Model (VM)**: A randomly-chosen individual dies with probability inversely proportional to its fitness, and is then replaced by the offspring of a randomly-chosen neighbor. Thus genotype **0** is updated with probability  $1$ , while the fitter genotype **1** is updated with a probability  $1 - s$ . Each individual can equivalently be viewed as a voter that adopts the opinion of a randomly-selected neighbor [9, 10, 11].

**Biased Invasion Process (IP)**: A randomly-chosen individual replicates with probability proportional to its fitness, and its offspring then replaces an individual at a randomly-chosen neighboring node [4, 5, 8].

One genotype ultimately replacing all other genotypes in the population is termed fixation. Our main result is that on degree-heterogeneous graphs the best strategy to reach fixation with VM dynamics is for the fitter genotype to be situated

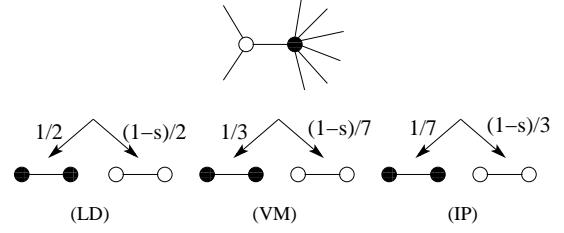


FIG. 1: Update illustration for two specific nodes. Genotypes **0** and **1** are denoted by  $\circ$  and  $\bullet$  respectively. Shown are the possible transitions and their respective relative rates due to the interaction of two nodes across a link for LD, VM, and IP dynamics.

on high-degree nodes, while for IP dynamics, it is best for the fitter genotype to be on low-degree nodes.

LD, IP, and VM dynamics are equivalent on degree-regular graphs [12, 13]; moreover LD is explicitly solvable, independent of the underlying graph. On degree-heterogeneous networks, however, the three dynamics lead to different outcomes. For the IP, in particular, special graphs were identified that gave an enhanced fixation probability compared to that on regular graphs [6]. In a similar vein, we will show that fixation for biased VM dynamics has a rich behavior that arises from the competition between selection and random drift.

We first study the evolution in VM dynamics. We symbolically represent the state of the system by  $\eta$ . In an elemental time interval  $\delta t$  we choose a random node  $x$ . If the genotype at this node at time  $t$ , denoted as  $\eta^t(x)$ , equals **0**, then node  $x$  is updated by choosing a random neighbor  $y$  and setting  $\eta^{(t+\delta t)}(x) = \eta^t(y)$  (Fig. 1). However if  $\eta^t(x) = \mathbf{1}$ , the VM update is implemented with probability  $1 - s$ . This update rule can be written as

$$\mathbf{P}[\eta \rightarrow \eta_x] = \frac{1}{N} \sum_y \frac{A_{xy}}{k_x} \{ [1 - \eta(x)] \eta(y) + (1 - s) \eta(x) [1 - \eta(y)] \}, \quad (1)$$

where  $\eta_x$  denotes the state obtained from  $\eta$  by changing only the genotype at node  $x$ . The first term describes the update step for the case where  $(\eta(x), \eta(y)) = (\mathbf{0}, \mathbf{1})$  and  $x, y$  are connected. Each of the nearest neighbors  $y$  of  $x$  may be selected with probability  $A_{xy}/k_x$ . Here  $A_{xy}$  is the adjacency matrix

whose elements equal 1 if  $xy$  are connected and zero otherwise. The second term in Eq. (1) is explained analogously.

For degree-heterogeneous graphs, the density  $\rho_k$  of genotype **1** at nodes of degree  $k$  increases by  $1/N_k$  with probability  $\mathbf{F}_k(\eta)$  and decreases by  $1/N_k$  with probability  $\mathbf{B}_k(\eta)$  in an elemental update, where

$$\begin{aligned}\mathbf{F}_k(\eta) &= \frac{1}{kN} \sum'_{xy} A_{xy} [1 - \eta(x)] \eta(y) \\ \mathbf{B}_k(\eta) &= \frac{1-s}{kN} \sum'_{xy} A_{xy} \eta(x) [1 - \eta(y)]\end{aligned}\quad (2)$$

are the forward ( $\mathbf{0} \rightarrow \mathbf{1}$ ) and backward ( $\mathbf{1} \rightarrow \mathbf{0}$ ) evolution rates. The primes on the sums denote the restriction that the degree of nodes  $x$  equals  $k$ . The sum over all  $k$  then gives the total transition rate of Eq. (1). We seek the fixation probability  $\Phi$  to the state consisting entirely of genotype **1** as a function of the initial densities of **1**. This probability obeys the backward Kolmogorov equation  $G\Phi = 0$  [14], subject to the boundary conditions  $\Phi(0) = 0$  and  $\Phi(1) = 1$ . In the diffusion approximation, the generator  $G$  of this equation may be expressed as a sum of the changes in  $\rho_k$  over all  $k$ ,

$$G = \frac{1}{\delta t} \sum_k \left[ \delta \rho_k (\mathbf{F}_k - \mathbf{B}_k) \partial_k + \frac{(\delta \rho_k)^2}{2} (\mathbf{F}_k + \mathbf{B}_k) \partial_k^2 \right], \quad (3)$$

with  $\delta \rho_k = 1/N_k = 1/(N n_k)$  the change in  $\rho_k$  in a single update of a node of degree  $k$ , and  $\partial_k \equiv \frac{\partial}{\partial \rho_k}$ .

For the special case of degree-regular graphs, where  $k_x = k$  for all nodes, both sums in Eq. (2) count the total number  $\alpha$  of active links between different genotypes

$$\alpha = \frac{1}{N\mu_1} \sum_{x,y} A_{xy} \eta(x) [1 - \eta(y)], \quad (4)$$

where the moments of the degree distribution are defined by  $\mu_n \equiv N^{-1} \sum_x k_x^n = \sum_k k^n n_k$ . The generator thus reduces to

$$G = \alpha \left[ s \partial_\rho + \frac{1}{N} \left( 1 - \frac{s}{2} \right) \partial_\rho^2 \right], \quad (5)$$

where we use  $\delta \rho = \delta t = 1/N$ . In this form, the convection and diffusion terms differ by a factor  $\mathcal{O}(sN)$ . Thus selection dominates when the population  $N$  is larger than  $\mathcal{O}(1/s)$ , while random genetic drift is important otherwise. Notice that the probability of increasing the density of genotype **1** at each update is a factor  $1/(1-s)$  larger than the probability of decreasing the density. As a consequence, the evolutionary process underlying fixation is the same as the absorption of a uniformly biased random walk in a finite interval. Using known results about the absorption probability of this uniformly-biased random walk starting at  $N\rho$  [14], we have

$$\Phi(\rho) = \frac{1 - (1-s)^{N\rho}}{1 - (1-s)^N} \rightarrow \frac{1 - e^{-sN\rho/(1-s/2)}}{1 - e^{-sN/(1-s/2)}}. \quad (6)$$

The former is the exact discrete solution of  $G\Phi = 0$  on a finite network, while the latter continuum limit represents the solution to  $G\Phi = 0$  in the diffusion approximation.

For degree-heterogeneous graphs, the conserved quantity for neutral dynamics ( $s = 0$ ) is the average degree-weighted density  $\omega_1$  [11, 13], where the degree-weighted moments are

$$\omega_n = \frac{1}{N\mu_n} \sum_x k_x^n \eta(x) = \frac{1}{\mu_n} \sum_k k^n n_k \rho_k, \quad (7)$$

while the overall density  $\rho$  of genotype **1** is no longer conserved. The existence of this new conservation law suggests that we study the time evolution of the expectation value of  $\omega_1$  which we henceforth denote as  $\omega$  for notational simplicity. Since  $\omega(\eta_x) = \omega(\eta) + k_x(1 - 2\eta(x))/\mu_1 N$ ,

$$\begin{aligned}\partial_t \omega &= \frac{1}{\delta t} \sum_x [\omega(\eta_x) - \omega(\eta)] \mathbf{P}[\eta \rightarrow \eta_x] \\ &= \frac{s}{\mu_1 N} \sum_{x,y} A_{xy} \eta(x) (1 - \eta(y)) = s\alpha.\end{aligned}\quad (8)$$

To evaluate this expression we make the mean-field assumption that the degrees of connected nodes in the graph are uncorrelated. Thus we replace the elements of the adjacency matrix by their expected values,  $A_{xy} = k_x k_y / \mu_1 N$ . This assumption simplifies Eq. (8) to  $\partial_t \omega = s\omega(1 - \omega)$ , with solution  $\omega(t)^{-1} = 1 - [1 - \omega(0)^{-1}]e^{-st}$ .

For uncorrelated graphs, Eqs. (2) simplify to

$$\mathbf{F}_k(\eta) = n_k \omega(1 - \rho_k), \quad \mathbf{B}_k(\eta) = (1-s)n_k(1 - \omega)\rho_k. \quad (9)$$

Thus the time evolution of the expectation value of  $\rho_k$  is

$$\partial_t \rho_k = \frac{\delta \rho_k (\mathbf{F}_k - \mathbf{B}_k)}{\delta t} = \omega - \rho_k + s(1 - \omega)\rho_k. \quad (10)$$

To solve this equation we combine it with  $\partial_t \omega = s\omega(1 - \omega)$  to give  $\partial_t(\omega - \rho_k) = -(\omega - \rho_k)(1 - s(1 - \omega))$ , with solution

$$\omega(t) - \rho_k(t) = e^{-t} [\omega(0) - \rho_k(0)] \{ \omega(0) + [1 - \omega(0)]e^{-st} \}. \quad (11)$$

For small selective advantage ( $s \ll 1$ ), this equation involves two distinct time scales. On a time scale of order one, all the  $\rho_k$  become equal to  $\omega$ , whereas the evolution of  $\omega$  occurs on a longer time scale of order  $s^{-1} \gg 1$  (Fig. 2).

We can now determine the fixation probability simply by replacing the  $\rho_k$  by  $\omega$  in the forward and backward rates  $\mathbf{F}$  and  $\mathbf{B}$  in Eqs. (9). In a similar vein, the derivative  $\partial_k$  can be replaced by  $(kn_k/\mu_1)\partial_\omega$  [11]. Then the generator in Eq. (3) becomes

$$\begin{aligned}G &= s \sum_k \left( \frac{kn_k}{\mu_1} \right) \omega(1 - \omega) \partial_\omega \\ &\quad + \frac{1}{N} \left( 1 - \frac{s}{2} \right) \sum_k \left( \frac{k^2 n_k}{\mu_1^2} \right) \omega(1 - \omega) \partial_\omega^2 \\ &= \omega(1 - \omega) \left[ s \partial_\omega + \frac{\mu_2}{\mu_1^2 N} \left( 1 - \frac{s}{2} \right) \partial_\omega^2 \right].\end{aligned}\quad (12)$$

Apart from an overall constant for the time scale, this generator is identical to that of degree-regular graphs (5) if we

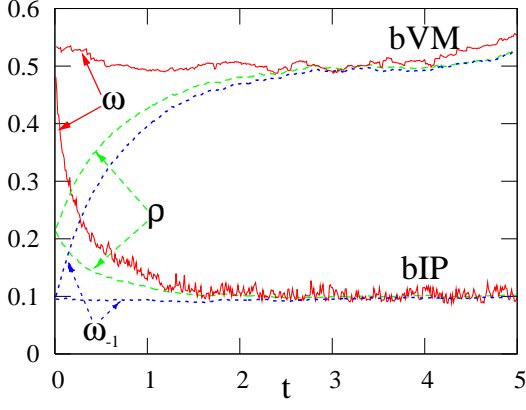


FIG. 2: Evolution of various moments of the **1** density in the biased VM and the biased IP on a network of  $10^4$  nodes. The network has a power-law degree distribution  $n_k \sim k^{-\nu}$ , with  $\nu = 2.5$ , and no correlations between node degrees. All nodes with degree larger than the mean degree are initialized to **1** while all other nodes are **0**. For the VM,  $s = 8.5 \times 10^{-4}$ , while for the IP,  $s = 10^{-4}$ .

replace  $N$  by an effective population size  $N_e \equiv N\mu_1^2/\mu_2$ . For a network of  $N$  nodes with a power-law degree distribution,  $n_k \propto k^{-\nu}$ ,  $N_e$  scales as [11]

$$N_e \equiv \frac{\mu_1^2 N}{\mu_2} \sim \begin{cases} N & \nu > 3; \\ N^{(2\nu-4)/(\nu-1)} & 2 < \nu < 3; \\ \mathcal{O}(1) & \nu < 2, \end{cases} \quad (13)$$

with logarithmic corrections for  $\nu = 2$  and  $\nu = 3$ . Thus  $N_e$  becomes much less than  $N$  when  $\mu_2$  diverges; this occurs when  $\nu < 3$ . A similar change in the effective size of the population is observed for biological species evolving in a spatially heterogeneous environment [4, 15].

The solution to  $G\Phi = 0$ , with  $G$  given by Eq. (12) is

$$\Phi(\omega) = \frac{1 - e^{-sN_e\omega/(1-s/2)}}{1 - e^{-sN_e/(1-s/2)}}. \quad (14)$$

Our numerical data for the fixation probability shows both excellent scaling and agreement with this functional form for  $\Phi$  (Fig. 3). Eq. (14) also provides the fixation probability when the system starts with a single mutant at a node of degree  $k$ :

$$\Phi_1 = \begin{cases} k/(N\mu_1) & s \ll 1/N_e; \\ sk\mu_1/\mu_2 & 1/N_e \ll s \ll 1. \end{cases} \quad (15)$$

The crucial feature is that the fixation probability of a single fitter mutant is proportional to the degree of the node that it initially occupies (Fig. 4). Notice also that because the relative effect of selection versus random genetic drift is determined by the variable combination  $sN_e$ , random genetic drift can be important for much larger populations compared to the case of degree-regular graphs. In fact, for a power-law graph with  $\nu < 2$ , random genetic drift prevails for all population sizes.

We now study fixation in the complementary biased invasion process. Here a randomly-selected individual reproduces

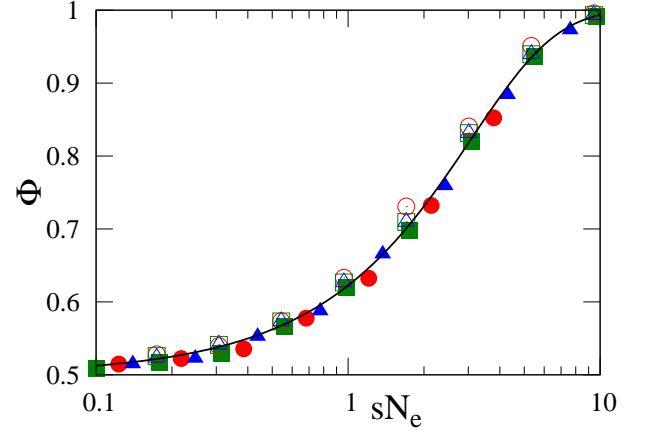


FIG. 3: Scaling plot of the fixation probabilities for VM (filled symbols) and IP dynamics (open symbols). Here  $N_e = \mu_1^2 N / \mu_2$  for the VM and  $N_e = N$  for IP. The data are for degree-uncorrelated graphs with  $N = 10^3$  and  $\mu_1 = 8$ , while the degree distribution exponent is  $\nu = 2.1$  ( $\circ$ ),  $2.5$  ( $\triangle$ ), or  $3.0$  ( $\square$ ). Initially each node is a mutant with probability  $1/2$ , ( $\omega_1 = \omega_{-1} = 1/2$ ). The solid curve corresponds to Eqs. (14) or to (20).

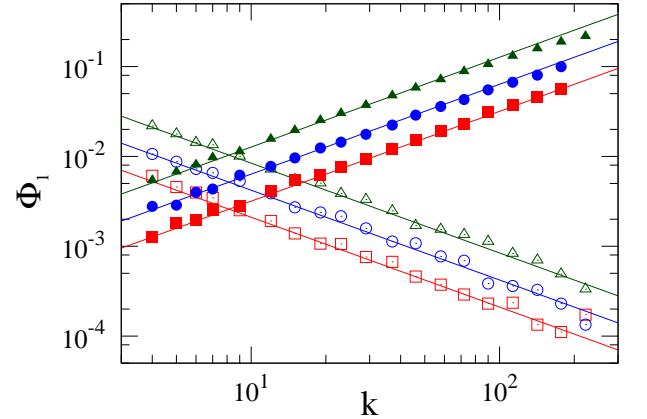


FIG. 4: Fixation probability of a single mutant that is initially at a node of degree  $k$  on an uncorrelated power-law degree distributed ( $n_k \sim k^{-\nu}$ ,  $\nu = 2.5$ ) graph with  $N = 10^3$  and  $\mu_1 = 8$ . The empty symbols correspond to IP dynamics with  $s = 0.004$  ( $\square$ ),  $s = 0.008$  ( $\circ$ ) and  $s = 0.016$  ( $\triangle$ ); the filled symbols correspond to VM dynamics with  $s = 0.01$ , ( $\blacksquare$ ),  $s = 0.02$  ( $\bullet$ ) and  $s = 0.08$  ( $\blacktriangle$ ). The solid lines, with slopes  $+1$  and  $-1$ , correspond to the second of Eqs. (15) and (21).

with probability proportional to its fitness; hence the transition probability is

$$\mathbf{P}[\eta \rightarrow \eta_x] = \frac{1}{N} \sum_y \frac{A_{xy}}{k_y} \{ [1 - \eta(x)]\eta(y) + (1 - s)\eta(x)[1 - \eta(y)] \}. \quad (16)$$

The difference with VM dynamics is that the transition probability is inversely proportional to the degree  $k_x$  of the node of the disappearing genotype in the VM [Eq. (1)], and to the

inverse degree  $k_y$  of the node of the reproducing genotype in IP dynamics [Eq. (16)].

For a degree-uncorrelated graph, the transition probabilities are

$$\mathbf{F}_k(\eta) = \frac{k}{\mu_1} n_k \rho (1 - \rho_k), \quad \mathbf{B}_k(\eta) = \frac{k(1-s)}{\mu_1} n_k (1 - \rho) \rho_k. \quad (17)$$

Consequently the time evolution of  $\rho_k$  is given by

$$\partial_t \rho_k = \frac{k}{\mu_1} [\rho - \rho_k + s \rho_k (1 - \rho)], \quad (18)$$

from which the inverse, zeroth and first moments obey the equations of motion:

$$\begin{aligned} \partial_t \omega_{-1} &= \frac{s}{\mu_1 \mu_{-1}} \rho (1 - \rho), \\ \partial_t \rho &= \rho - \omega + s \omega (1 - \rho), \\ \partial_t \omega &= \frac{\mu_2}{\mu_1} [\rho - \omega_2 + s \omega_2 (1 - \rho)]. \end{aligned}$$

Unlike the VM, the conserved quantity in the unbiased IP is  $\omega_{-1}$ , the inverse degree-weighted frequency, while for the biased IP,  $\omega_{-1}$  is the most slowly changing quantity (see Fig. 2). Hence we transform all derivatives with respect to  $\rho_k$  in the generator to derivatives with respect to  $\omega_{-1}$  to yield

$$G = \frac{\omega_{-1}(1 - \omega_{-1})}{\mu_1 \mu_{-1}} \left[ s \frac{\partial}{\partial \omega_{-1}} + \frac{1}{N} \left( 1 - \frac{s}{2} \right) \frac{\partial^2}{\partial \omega_{-1}^2} \right], \quad (19)$$

from which, in close analogy with our previous analysis of the VM, the fixation probability is

$$\Phi(\omega_{-1}) = \frac{1 - e^{-sN\omega_{-1}/(1-s/2)}}{1 - e^{-sN/(1-s/2)}}. \quad (20)$$

Contrary to VM dynamics, the effective population size remains equal to  $N$ . More strikingly, the fixation probability of a single mutant at a node of degree  $k$  becomes

$$\Phi_1 = \begin{cases} 1/(Nk\mu_{-1}) & s \ll 1/N; \\ s/(k\mu_{-1}) & 1/N \ll s \ll 1. \end{cases} \quad (21)$$

Thus in the biased IP, fixation by a fitter mutant is enhanced by the mutant starting on a low-degree node, as illustrated in Fig. 4.

To conclude, mutants are more likely to fixate in the voter model (VM) when they are initially on high-degree nodes [Eq. (15)], while in the invasion process (IP) fixation is more probable when mutants start on low-degree nodes [Eq. (21)]. This behavior is understandable in simple terms. In the VM, a well-connected individual is more likely to be asked for his opinion before he asks one of his neighbors. In the IP, a mutant on a high-degree node is more likely to be invaded by one of his neighbors before the mutant itself can invade. This argument about degree dependence of fixation likelihood continues to apply for the unbiased case ( $s = 0$ ).

We can also understand the evolution when a mutant appears at a random node on a graph. In the selection-dominated regime ( $sN_e \gg 1$ ) of the VM, we average Eq. (15) over all nodes and find that the fixation probability on degree-uncorrelated graphs is smaller by a factor  $\mu_1^2/\mu_2 \leq 1$  than that on regular graphs. Thus a heterogeneous graph is an inhospitable environment for a mutant that evolves by VM dynamics. Conversely, performing the same average of Eq. (21) over all nodes, the fixation probability for the IP is the same on all degree-uncorrelated graphs. Finally, in the small-selection limit ( $sN_e \ll 1$ ), the node average fixation probability is the same for both the VM and IP on degree-uncorrelated graphs.

We gratefully acknowledge financial support from the Swiss National Science Foundation under fellowship 8220-067591NSF (TA) as well as US National Science Foundation grant DMR0535503 (SR and VS).

- 
- [1] R. M. Anderson and R. M. May *Infectious Diseases in Humans* (Oxford University Press, Oxford, 1992); R. Pastor-Satorras and A. Vespignani, Phys. Rev. Lett. **86**, 3200 (2002); M. Barthélemy, A. Barrat, R. Pastor-Satorras, and A. Vespignani, Phys. Rev. Lett. **92**, 178701 (2004).
  - [2] D. J. Watts, Proc. Natl. Acad. Sci. USA **99**, 5766 (2002); A. Gronlund and P. Holme, Adv. in Complex Syst. **8**, 261 (2005); J. Bender, B. A. Huberman, and F. Wu, arXiv.org:physics/0509217.
  - [3] F. C. Santos and J. M. Pacheco, PRL **95**, 098104 (2005).
  - [4] P. A. P. Moran, Proc. Camb. Phil. Soc. **54**, 60 (1958).
  - [5] C. Taylor, D. Fudenberg, A. Sasaki, and M. A. Nowak, Bull. Math. Biol. **66**, 1621 (2004); A. Traulsen, J. C. Claussen, and C. Hauert, Phys. Rev. Lett. **95**, 238701 (2005); T. Antal and I. Scheuring, arXiv:q-bio.PE/0509008.
  - [6] E. Lieberman, C. Hauert, and M. A. Nowak, Nature **433**, 312 (2005).
  - [7] M. Kimura, *The Neutral Theory of Molecular Evolution*, (Cambridge University Press, Cambridge UK, 1983).
  - [8] W. J. Ewens, *Mathematical Population Genetics* (Springer, New York, 2004).
  - [9] T. M. Liggett *Interacting Particle Systems*, (Springer-Verlag, New York, 2004); *Stochastic Interacting Systems: Contact, Voter, and Exclusion Processes*, (Springer-Verlag, New York, 1999).
  - [10] P. L. Krapivsky, Phys. Rev. A **45**, 1067 (1992); L. Frachebourg and P. L. Krapivsky, Phys. Rev. E **53**, R3009 (1996).
  - [11] V. Sood and S. Redner, Phys. Rev. Lett. **94**, 178701 (2005).
  - [12] K. Suchecki, V. M. Eguiluz, M. San Miguel, Europhys. Lett. **69**, 228 (2005).
  - [13] C. Castellano, AIP Conf. Proc. **779**, 114 (2005).
  - [14] S. Karlin and H. Taylor, *A First Course in Stochastic Processes*, (Academic Press, New York, 1975); N. G. van Kampen, *Stochastic Processes in Physics and Chemistry*, 2nd ed. (North-Holland, Amsterdam, 1997); S. Redner, *A Guide to First-Passage Processes*, Cambridge University Press, New York (2001).
  - [15] M. C. Whitlock and N. H. Barton, Genetics **146**, 427 (1997).