

Stable Concurrent Synchronization in Dynamic System Networks

Quang-Cuong Pham

Département d'Informatique

École Normale Supérieure

Paris, France

cuong.pham@ens.fr

Jean-Jacques Slotine

Nonlinear Systems Laboratory

Massachusetts Institute of Technology

Cambridge, MA 02139, USA

jjs@mit.edu

Abstract

In a network of connected dynamical systems, concurrent synchronization is a regime where multiple groups of fully synchronized elements coexist. Such a regime corresponds to a flow-invariant linear subspace of the global state space. We present a sufficient condition for a general dynamical system to globally converge to such a subspace, thus providing a systematic theoretical tool to study concurrent synchronization in dynamic system networks. We also show that, under mild conditions, global convergence to a concurrently synchronized regime is preserved under basic system combinations such as negative feedback or hierarchies, so that stable concurrently synchronized aggregates of arbitrary size can be constructed. Simple applications of these results to classical questions in systems neuroscience and robotics are discussed.

1 Introduction

Distributed synchronization phenomena are the subject of intense research. In the brain for instance, such phenomena are known to occur at different scales, and are heavily studied at both the anatomical and computational levels [15, 16]. Similar mathematical models describe fish schooling or certain types of phase-transition in physics [34].

In an ensemble of dynamical elements, *concurrent synchronization* is defined as a regime where the whole system is divided into multiple groups of fully synchronized elements, but elements from different groups are not necessarily synchronized ([2, 40, 25, 6] and references therein¹). It can be easily shown that such a regime corresponds to a flow-invariant linear subspace of the global state space.

¹In the literature, this phenomenon is often called *poly-* or *partial* synchronization. However, the latter term can also designate a regime where the elements are not fully synchronized but behave coherently [34].

In this paper, we introduce a simple sufficient condition for a general dynamical system to converge to a flow-invariant subspace. Our analysis is built upon nonlinear contraction theory [19, 37], and thus it inherits many of the theory’s features :

- global exponential convergence and stability are guaranteed, as opposed to [2, 40, 7] where only stability in the neighborhood of the invariant manifold is discussed,
- convergence rates can be explicitly computed as eigenvalues of well-defined symmetric matrices,
- under simple conditions, convergence to the concurrently synchronized state can be preserved through system combinations.

As we shall see, under simple conditions on the coupling strengths, architectural symmetries *create* globally stable concurrent synchronization phenomena. This is illustrated in figure 1, which is loosely inspired by oscillations in the thalamocortical system [16, 30, 15, 22]. Qualitatively, global stability of the concurrent synchronisation is in the same sense that an equilibrium point is globally stable – any initial conditions will lead back to it, in an exponential fashion. But of course it can yield extremely complex, coordinated behaviours.

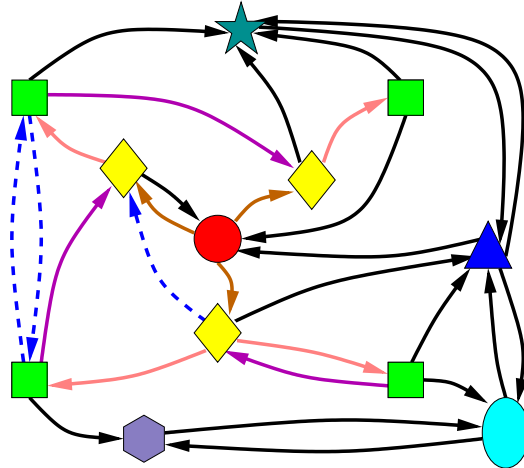


Figure 1: An example of concurrent synchronization. Systems of the same shape (and color) have identical dynamics. This paper shows that under simple conditions on the coupling strengths, the group of (green) squares globally exponentially synchronizes (thus providing synchronized input to the outer elements), and so does the group of (yellow) diamonds, regardless of the specific dynamics, connections, or inputs of the other systems.

Section 2 derives from nonlinear contraction theory a theoretical tool for studying global convergence to a flow-invariant subspace. Section 3 presents the paper’s main mathematical results, relating stable concurrent synchronization to symmetries, flow-invariant subspaces, and coupling strengths. It also studies under which conditions concurrent synchronization can be preserved through combinations of multiple concurrently synchronized regimes. Finally, section 4 discusses potential applications of these results to general questions in systems neuroscience and robotics.

2 Background

2.1 Convergence to a flow-invariant subspace

We first derive a simple tool upon which the analyses of this paper will be based, using nonlinear contraction theory [19] and specifically partial contraction analysis [37]. Basic definitions and results from contraction theory can be found in Appendix A.

Consider the deterministic system

$$\dot{\mathbf{x}} = \mathbf{f}(\mathbf{x}, t) \quad (1)$$

where \mathbf{f} is a smooth nonlinear function. Assume that there exists a *flow-invariant linear subspace* \mathcal{M} , i. e. $\forall t : \mathbf{f}(\mathcal{M}, t) \subset \mathcal{M}$, which implies that any trajectory starting in \mathcal{M} remains in \mathcal{M} . Let $p = \dim(\mathcal{M})$, and consider an orthonormal basis $(\mathbf{e}_1, \dots, \mathbf{e}_n)^2$ where the first p vectors form a basis of \mathcal{M} and the last $n - p$ a basis of \mathcal{M}^\perp . Define, as e.g. in [13], an $(n - p) \times n$ matrix \mathbf{V} whose rows are $\mathbf{e}_{p+1}^\top, \dots, \mathbf{e}_n^\top$. \mathbf{V} may be regarded as a projection³ on \mathcal{M}^\perp , and it verifies:

$$\mathbf{V}^\top \mathbf{V} + \mathbf{U}^\top \mathbf{U} = \mathbf{I}_n \quad \mathbf{V} \mathbf{V}^\top = \mathbf{I}_{n-p} \quad \mathbf{x} \in \mathcal{M} \iff \mathbf{V} \mathbf{x} = \mathbf{0}$$

where \mathbf{U} is the matrix formed by the first p vectors.

Now let $\mathbf{z} = \mathbf{V} \mathbf{x}$. By construction, \mathbf{x} converges to the subspace \mathcal{M} if and only if \mathbf{z} converges to $\mathbf{0}$. Multiplying (1) by \mathbf{V} on the left, we get

$$\dot{\mathbf{z}} = \mathbf{V} \mathbf{f}(\mathbf{V}^\top \mathbf{z} + \mathbf{U}^\top \mathbf{U} \mathbf{x}, t)$$

Construct, as in theorem 3 (Appendix A), the auxiliary system

$$\dot{\mathbf{y}} = \mathbf{V} \mathbf{f}(\mathbf{V}^\top \mathbf{y} + \mathbf{U}^\top \mathbf{U} \mathbf{x}, t) \quad (2)$$

By construction, a particular solution of system (2) is $\mathbf{y}(t) = \mathbf{z}(t)$. In addition, since $\mathbf{U}^\top \mathbf{U} \mathbf{x} \in \mathcal{M}$ and \mathcal{M} is flow-invariant, $\mathbf{f}(\mathbf{U}^\top \mathbf{U} \mathbf{x}) \in \mathcal{M} = \text{Null}(\mathbf{V})$. Thus $\mathbf{y}(t) = \mathbf{0}$ is another particular solution of system (2). If furthermore system (2) is contracting with respect to \mathbf{y} , then $\mathbf{z}(t)$ will converge exponentially to $\mathbf{0}$ (see theorem 3). This leads to

Theorem 1 *If a linear subspace \mathcal{M} is flow-invariant and if $\mathbf{V} \left(\frac{\partial \mathbf{f}}{\partial \mathbf{x}} \right) \mathbf{V}^\top$ is uniformly negative definite⁴ (where \mathbf{V} is an orthonormal projection on \mathcal{M}^\perp as defined above), then all solutions of system (1) converge exponentially to \mathcal{M} .*

²This basis may be computed explicitly by starting with a basis $(\mathbf{e}_1, \dots, \mathbf{e}_p)$ of \mathcal{M} , completing this set to obtain a basis of the whole space, and then performing a Gram-Schmidt orthonormalization starting with the vectors of \mathcal{M} .

³For simplicity we shall call \mathbf{V} a “projection”, although the actual projection matrix is in fact $\mathbf{V}^\top \mathbf{V}$.

⁴The symmetric part of a square matrix \mathbf{A} is denoted by \mathbf{A}_s . A time-varying square matrix \mathbf{A} is uniformly negative definite if : $\exists \beta > 0, \forall t \geq 0 : \lambda_{\max}(\mathbf{A}_s) \leq -\beta$ where $\lambda_{\max}(\mathbf{A}_s)$ is the largest eigenvalue of \mathbf{A}_s .

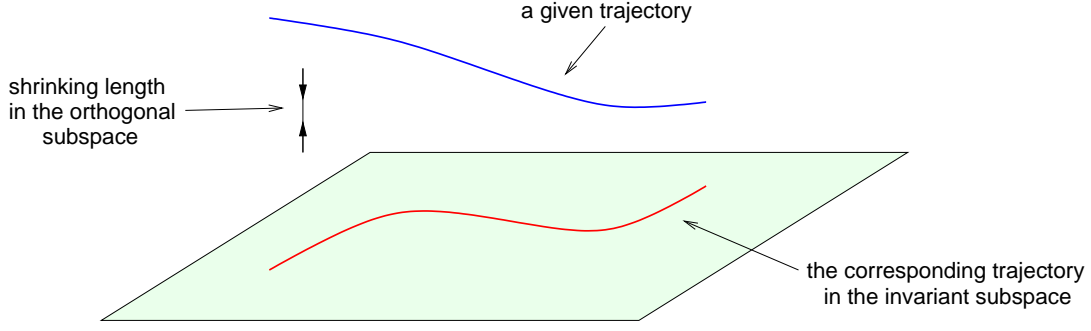


Figure 2: Convergence to a linear flow-invariant subspace

Some remarks :

- This theorem can be viewed as a generalization of theorem 2 of Appendix A in the case where the origin is invariant. Indeed, if the flow-invariant subspace is 0-dimensional, then the condition $\mathbf{V} \left(\frac{\partial \mathbf{f}}{\partial \mathbf{x}} \right) \mathbf{V}^\top$ uniformly negative definite simply means that \mathbf{f} is contracting (since \mathbf{V} is then an orthogonal transformation of the whole space).
- This theorem can be extended straightforwardly to affine invariant subspaces. Preliminary results have also been obtained for nonlinear invariant manifolds [24].

Metric analysis : Another way to interpret the theorem 1 is to view \mathbf{V} as a *singular* coordinate transform (c.f. theorem 2), with the associated singular metric

$$\mathbf{V}^\top \mathbf{V} = \mathbf{I}_n - \mathbf{U}^\top \mathbf{U} = \mathbf{E}^\top \begin{pmatrix} \mathbf{0} & \mathbf{0} \\ \mathbf{0} & \mathbf{I}_{n-p} \end{pmatrix} \mathbf{E}$$

where \mathbf{E} is the basis-change matrix formed by the \mathbf{e}_i .

Instead of the trivial metric \mathbf{I}_{n-p} on \mathcal{M}^\perp , one can of course consider more general metrics, as in the original article [19]. Let $\Theta(\mathbf{y}, t)$ be a coordinate transform defined over \mathcal{M}^\perp , with the associated uniformly positive definite metric $\mathbf{M}(\mathbf{y}, t) = \Theta(\mathbf{y}, t)^\top \Theta(\mathbf{y}, t)$. The contraction condition of system (2) now depends on the uniform negative definiteness of the symmetric part of the generalized projected Jacobian

$$\mathbf{F} = \left(\dot{\Theta} + \Theta \mathbf{V} \frac{\partial \mathbf{f}}{\partial \mathbf{x}} \mathbf{V}^\top \right) \Theta^{-1} \quad (3)$$

Similarly to [19], the existence of a metric with respect to which system (2) is contracting is a *necessary and sufficient* condition for exponential convergence to \mathcal{M} .

2.2 Global synchronization in networks of coupled identical dynamical elements

In this section, we provide by using theorem 1 a unifying and systematic view on several prior results in the study of synchronization phenomena (see e.g. [12, 25, 37, 23, 17, 18] and

references therein).

Consider first a network containing n identical dynamical elements with *diffusive* couplings [37]

$$\dot{\mathbf{x}}_i = \mathbf{f}(\mathbf{x}_i, t) + \sum_{j \neq i} \mathbf{K}_{ji}(\mathbf{x}_j - \mathbf{x}_i) \quad i = 1, \dots, n$$

Let \mathbf{L} be the Laplacian matrix of the network ($\mathbf{L}_{ii} = \sum_{j \neq i} \mathbf{K}_{ji}$, $\mathbf{L}_{ij} = -\mathbf{K}_{ij}$ for $j \neq i$), and⁵

$$\mathbf{x}_{\{\}} = \begin{pmatrix} \mathbf{x}_1 \\ \vdots \\ \mathbf{x}_n \end{pmatrix}, \quad \mathbf{f}_{\{\}}(\mathbf{x}_{\{\}}, t) = \begin{pmatrix} \mathbf{f}(\mathbf{x}_1, t) \\ \vdots \\ \mathbf{f}(\mathbf{x}_n, t) \end{pmatrix}$$

The above equation can be rewritten in matrix form

$$\dot{\mathbf{x}}_{\{\}} = \mathbf{f}_{\{\}}(\mathbf{x}_{\{\}}, t) - \mathbf{L}\mathbf{x}_{\{\}} \quad (4)$$

The Jacobian matrix of this system is $\mathbf{J} = \mathbf{G}_{\{\}} - \mathbf{L}$, where

$$\mathbf{G}_{\{\}} = \begin{pmatrix} \frac{\partial \mathbf{f}(\mathbf{x}_1, t)}{\partial \mathbf{x}_1} & \mathbf{0} & \mathbf{0} \\ \mathbf{0} & \ddots & \mathbf{0} \\ \mathbf{0} & \mathbf{0} & \frac{\partial \mathbf{f}(\mathbf{x}_n, t)}{\partial \mathbf{x}_n} \end{pmatrix}$$

Let now $(\mathbf{e}_1, \dots, \mathbf{e}_d)$ be a basis of the state space of one element and consider the following vectors of the global state space

$$\mathbf{e}_{1\{\}} = \begin{pmatrix} \mathbf{e}_1 \\ \vdots \\ \mathbf{e}_1 \end{pmatrix}, \dots, \mathbf{e}_{d\{\}} = \begin{pmatrix} \mathbf{e}_d \\ \vdots \\ \mathbf{e}_d \end{pmatrix},$$

Let $\mathcal{M} = \text{span}\{\mathbf{e}_{1\{\}}, \dots, \mathbf{e}_{d\{\}}\}$ be the “diagonal” subspace spanned by the $\mathbf{e}_{i\{\}}$. Note that $\mathbf{x}_{\{\}}^* \in \mathcal{M}$ if and only if $\mathbf{x}_1^* = \dots = \mathbf{x}_n^*$, i. e. all elements are in synchrony. In such a case, all coupling forces equal zero, and the individual dynamics are the same for every element. Hence

$$\mathbf{f}_{\{\}}(\mathbf{x}_{\{\}}^*, t) - \mathbf{L}\mathbf{x}_{\{\}}^* = \begin{pmatrix} \mathbf{f}(\mathbf{x}_1^*, t) \\ \vdots \\ \mathbf{f}(\mathbf{x}_1^*, t) \end{pmatrix} \in \mathcal{M}$$

which means that \mathcal{M} is flow-invariant.

Consider, as in section 2.1, the projection matrix \mathbf{V} on \mathcal{M}^\perp . The largest eigenvalue of $\mathbf{V}(\mathbf{G}_{\{\}})_s \mathbf{V}^\top$ is upper-bounded by $\max_i \lambda_{\max} \left[\frac{\partial \mathbf{f}(\mathbf{x}_i, t)}{\partial \mathbf{x}_i} \right]_s$ since \mathbf{V} is built from orthonormal

⁵The subscript $\{\}$ denotes a vector in the global state space, obtained by grouping together the states of the elementss.

vectors. Thus, by virtue of theorem 1, global synchronization is achieved exponentially for

$$\lambda_{\min}(\mathbf{V}\mathbf{L}_s\mathbf{V}^\top) > \sup_{\mathbf{x},t} \lambda_{\max} \left[\frac{\partial \mathbf{f}(\mathbf{x},t)}{\partial \mathbf{x}} \right]_s, \quad \text{uniformly.} \quad (5)$$

As it is stated, this result is quite general and makes no assumption on the form of the network, neither on the dynamics of the elements and of the connections (the diffusivity of the connections is not necessary, as we shall see later on).

Nonlinear couplings : Similarly to [37], the above result actually extends immediately to nonlinear couplings described by a Laplacian matrix $\mathbf{L}(\mathbf{x}_{\{\}},t)$. By replacing in the proof of Theorem 1 the auxiliary system (2) by

$$\dot{\mathbf{y}} = \mathbf{V} \mathbf{f}_{\{\}}(\mathbf{V}^\top \mathbf{y} + \mathbf{U}^\top \mathbf{U} \mathbf{x}_{\{\}},t) - \mathbf{V} \mathbf{L}(\mathbf{x}_{\{\}},t) (\mathbf{V}^\top \mathbf{y} + \mathbf{U}^\top \mathbf{U} \mathbf{x}_{\{\}})$$

global synchronization is achieved exponentially for

$$\inf_{\mathbf{x}_{\{\}},t} \lambda_{\min}(\mathbf{V}\mathbf{L}_s(\mathbf{x}_{\{\}},t)\mathbf{V}^\top) > \sup_{\mathbf{x},t} \lambda_{\max} \left[\frac{\partial \mathbf{f}(\mathbf{x},t)}{\partial \mathbf{x}} \right]_s$$

Undirected⁶ diffusive networks : In this case, it is well known that \mathbf{L} is symmetric positive semi-definite, and that \mathcal{M} is a subset of the eigenspace corresponding to the eigenvalue 0. Furthermore, if the network is *connected*, this eigenspace is exactly \mathcal{M} , and therefore $\mathbf{V}\mathbf{L}\mathbf{V}^\top$ is positive definite. Assume now that \mathbf{L} is parameterized by a positive scalar k (i. e. $\mathbf{L} = k\mathbf{L}_0$, for some \mathbf{L}_0), and that $\frac{\partial \mathbf{f}}{\partial \mathbf{x}}$ is upper-bounded. Then, for large enough k (i. e. for strong enough coupling strength), all elements synchronize exponentially.

3 Main discussion

3.1 Analysis of some other networks

3.1.1 Balanced diffusive networks

A balanced network [23] is a directed diffusive network which verifies the following equality for each node i (see figure 3 for an example)

$$\sum_{j \neq i} \mathbf{K}_{ij} = \sum_{j \neq i} \mathbf{K}_{ji}$$

Because of this property, the symmetric part of its Laplacian matrix is itself the Laplacian matrix of a well-defined undirected graph⁷. Thus, the positive definiteness of $\mathbf{V}\mathbf{L}\mathbf{V}^\top$ for a balanced network is equivalent to the connectedness of its underlying undirected graph.

⁶Here “undirected” is to be understood in the graph-theoretical sense, i. e. : for all i, j , the connection from i to j is the same as the one from j to i . Therefore, an undirected network can be represented by an undirected graph, where each edge stands for two connections, one in each direction.

⁷In fact, it is easy to see that the symmetric part of the Laplacian matrix of a directed graph is the Laplacian matrix of some undirected graph *if and only if* the directed graph is balanced.

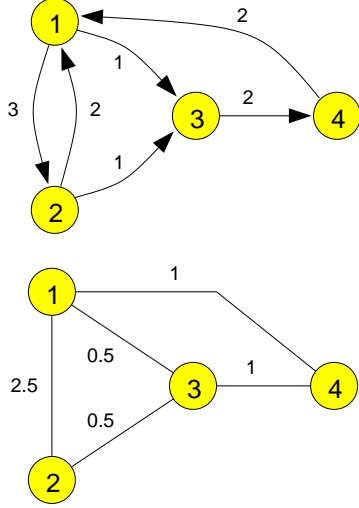


Figure 3: A balanced network with Laplacian matrix

$$\mathbf{L} = \begin{pmatrix} 4 & -3 & -1 & 0 \\ -2 & 3 & -1 & 0 \\ 0 & 0 & 2 & -2 \\ -2 & 0 & 0 & 2 \end{pmatrix}$$

Its underlying undirected graph, with Laplacian matrix

$$\mathbf{L}_s = \frac{\mathbf{L} + \mathbf{L}^\top}{2} = \begin{pmatrix} 4 & -2.5 & -0.5 & -1 \\ -2.5 & 3 & -0.5 & 0 \\ -0.5 & -0.5 & 2 & -1 \\ -1 & 0 & -1 & 2 \end{pmatrix}$$

For general directed diffusive networks, finding a simple condition implying the positive definiteness of $\mathbf{V}\mathbf{L}\mathbf{V}^\top$ (such as the connectivity condition in the case of undirected networks) still remains an open problem. However, given a particular example, one can still compute this quantity and check whether it is positive definite.

3.1.2 Extension of diffusive connections

In some applications [38], one might encounter the following dynamics

$$\begin{cases} \dot{\mathbf{x}}_1 = \mathbf{f}_1(\mathbf{x}_1, t) + k\mathbf{A}^\top(\mathbf{B}\mathbf{x}_2 - \mathbf{A}\mathbf{x}_1) \\ \dot{\mathbf{x}}_2 = \mathbf{f}_2(\mathbf{x}_2, t) + k\mathbf{B}^\top(\mathbf{A}\mathbf{x}_1 - \mathbf{B}\mathbf{x}_2) \end{cases}$$

Here \mathbf{x}_1 and \mathbf{x}_2 can be of different dimensions, say d_1 and d_2 . \mathbf{A} and \mathbf{B} are constant matrices of appropriate dimensions. The Jacobian of the overall system is

$$\mathbf{J} = \begin{pmatrix} \frac{\partial \mathbf{f}_1}{\partial \mathbf{x}_1} & \\ & \frac{\partial \mathbf{f}_2}{\partial \mathbf{x}_2} \end{pmatrix} - k\mathbf{L}, \quad \text{where } \mathbf{L} = \begin{pmatrix} \mathbf{A}^\top \mathbf{A} & -\mathbf{A}^\top \mathbf{B} \\ -\mathbf{B}^\top \mathbf{A} & \mathbf{B}^\top \mathbf{B} \end{pmatrix}$$

Note that \mathbf{L} is symmetric positive semi-definite. Indeed, one immediately verifies that

$$\forall \mathbf{x}_1, \mathbf{x}_2 : \begin{pmatrix} \mathbf{x}_1 & \mathbf{x}_2 \end{pmatrix} \mathbf{L} \begin{pmatrix} \mathbf{x}_1 \\ \mathbf{x}_2 \end{pmatrix} = (\mathbf{A}\mathbf{x}_1 - \mathbf{B}\mathbf{x}_2)^\top (\mathbf{A}\mathbf{x}_1 - \mathbf{B}\mathbf{x}_2) \geq 0$$

Consider now the linear subspace of $\mathbb{R}^{d_1} \times \mathbb{R}^{d_2}$ defined by

$$\mathcal{M} = \left\{ \begin{pmatrix} \mathbf{x}_1 \\ \mathbf{x}_2 \end{pmatrix} \in \mathbb{R}^{d_1} \times \mathbb{R}^{d_2} : \mathbf{A}\mathbf{x}_1 - \mathbf{B}\mathbf{x}_2 = \mathbf{0} \right\}$$

and use as before the orthonormal projection \mathbf{V} on \mathcal{M}^\perp , so that $\mathbf{V}\mathbf{L}\mathbf{V}^\top$ is positive definite. Assume furthermore that \mathcal{M} is flow-invariant, i. e.

$$\forall (\mathbf{x}_1, \mathbf{x}_2) \in \mathbb{R}^{d_1} \times \mathbb{R}^{d_2}, [\mathbf{A}\mathbf{x}_1 = \mathbf{B}\mathbf{x}_2] \Rightarrow [\mathbf{A}\mathbf{f}_1(\mathbf{x}_1) = \mathbf{B}\mathbf{f}_2(\mathbf{x}_2)]$$

and that the Jacobians of the individual dynamics are upper-bounded. Then large enough k (strong enough coupling strength) ensures exponential convergence to the subspace \mathcal{M} .

The state corresponding to \mathcal{M} can be viewed as an extension of synchronization states to systems of different dimensions. Indeed, in the case where \mathbf{x}_1 and \mathbf{x}_2 have the same dimension and where $\mathbf{A} = \mathbf{B}$ are non singular, we are in the presence of classical diffusive connections, which leads us back to the discussion of section 2.2.

As in the case of diffusive connections, one can consider networks of so-connected elements, for example :

$$\begin{cases} \dot{\mathbf{x}}_1 = \mathbf{f}_1(\mathbf{x}_1, t) + \mathbf{A}_B^\top(\mathbf{B}_A\mathbf{x}_2 - \mathbf{A}_B\mathbf{x}_1) + \mathbf{A}_C^\top(\mathbf{C}_A\mathbf{x}_3 - \mathbf{A}_C\mathbf{x}_1) \\ \dot{\mathbf{x}}_2 = \mathbf{f}_2(\mathbf{x}_2, t) + \mathbf{B}_C^\top(\mathbf{C}_B\mathbf{x}_3 - \mathbf{B}_C\mathbf{x}_2) + \mathbf{B}_A^\top(\mathbf{A}_B\mathbf{x}_1 - \mathbf{B}_A\mathbf{x}_2) \\ \dot{\mathbf{x}}_3 = \mathbf{f}_3(\mathbf{x}_3, t) + \mathbf{C}_A^\top(\mathbf{A}_C\mathbf{x}_1 - \mathbf{C}_A\mathbf{x}_3) + \mathbf{C}_B^\top(\mathbf{B}_C\mathbf{x}_2 - \mathbf{C}_B\mathbf{x}_3) \end{cases}$$

leads to a positive semi-definite Laplacian matrix

$$\begin{pmatrix} \mathbf{A}_B^\top\mathbf{A}_B & -\mathbf{A}_B^\top\mathbf{B}_A & \mathbf{0} \\ -\mathbf{B}_A^\top\mathbf{A}_B & \mathbf{B}_A^\top\mathbf{B}_A & \mathbf{0} \\ \mathbf{0} & \mathbf{0} & \mathbf{0} \end{pmatrix} + \begin{pmatrix} \mathbf{0} & \mathbf{0} & \mathbf{0} \\ \mathbf{0} & \mathbf{B}_C^\top\mathbf{B}_C & -\mathbf{B}_C^\top\mathbf{C}_B \\ \mathbf{0} & -\mathbf{C}_B^\top\mathbf{B}_C & \mathbf{C}_B^\top\mathbf{C}_B \end{pmatrix} + \begin{pmatrix} \mathbf{A}_C^\top\mathbf{A}_C & \mathbf{0} & -\mathbf{A}_C^\top\mathbf{C}_A \\ \mathbf{0} & \mathbf{0} & \mathbf{0} \\ -\mathbf{C}_A^\top\mathbf{A}_C & \mathbf{0} & \mathbf{C}_A^\top\mathbf{C}_A \end{pmatrix}$$

and potentially a flow-invariant subspace

$$\mathcal{M} = \{\mathbf{A}_B\mathbf{x}_1 = \mathbf{B}_A\mathbf{x}_2\} \cap \{\mathbf{B}_C\mathbf{x}_2 = \mathbf{C}_B\mathbf{x}_3\} \cap \{\mathbf{C}_A\mathbf{x}_3 = \mathbf{A}_C\mathbf{x}_1\}$$

The above coupling structures may be viewed as nonlinear versions of the predictive hierarchies used in image processing (e.g. [21, 4, 26, 5]).

3.1.3 Excitatory-only networks

One can also address the case of networks with excitatory-only connections. Consider for instance the following system and its Jacobian matrix⁸

$$\begin{cases} \dot{x}_1 = f(x_1, t) + kx_2 \\ \dot{x}_2 = f(x_2, t) + kx_1 \end{cases} \quad \mathbf{J} = \begin{pmatrix} \frac{\partial f(x_1, t)}{\partial x_1} & 0 \\ 0 & \frac{\partial f(x_2, t)}{\partial x_2} \end{pmatrix} + k \begin{pmatrix} 0 & 1 \\ 1 & 0 \end{pmatrix}$$

Clearly, $\text{span}\{(1, 1)\}$ is flow-invariant. Applying the methodology described above, we choose $\mathbf{V} = \frac{1}{\sqrt{2}}(1, -1)$, so that the projected Jacobian is $\frac{1}{2} \left(\frac{\partial f(x_1, t)}{\partial x_1} + \frac{\partial f(x_2, t)}{\partial x_2} \right) - k$. Thus, for $k > \sup_{x, t} \frac{\partial f}{\partial x}$, the two elements synchronize exponentially.

In the case of diffusive connections, once the elements are synchronized, the coupling terms disappear, so that each individual element exhibits its natural, uncoupled behavior. This is not the case with excitatory-only connections. This is illustrated in figure 4 using Izhikevich's neural oscillator models [10].

⁸ For the sake of clarity, the elements are assumed to be 1-dimensional. However, the same reasoning applies for the multidimensional case as well: instead of $\text{span}\left\{\begin{pmatrix} 1 \\ 1 \end{pmatrix}\right\}$, one consider $\text{span}\{\mathbf{e}_{1\{ \}}, \dots, \mathbf{e}_{d\{ \}}\}$ as earlier.

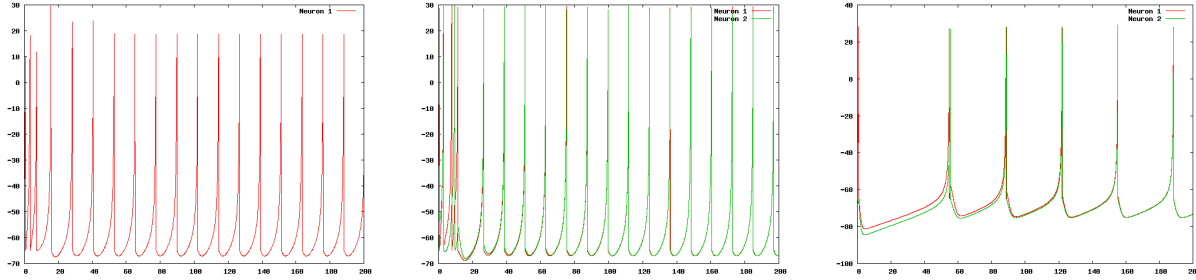


Figure 4: From left to right : a single oscillator, two oscillators coupled through diffusive connections, two oscillators coupled through excitatory-only connections.

3.2 Symmetries, flow-invariant subspaces and concurrent synchronization

In section 2.2, we argued that, in the case of coupled *identical* elements, the global synchronization subspace \mathcal{M} represents a flow-invariant linear subspace of the global state space. However, several previous works have pointed out that larger (less restrictive) flow-invariant subspaces may exist if the network exhibits symmetries [40, 2, 25], even when the systems are not identical [6].

The main idea behind these works can be summarized as follows. Assume that the network is divided into k aspiring synchronized groups G_1, \dots, G_k ⁹. The invariant subspace corresponding to this regime, namely

$$\{(\mathbf{x}_1; \dots; \mathbf{x}_n) : \forall 1 \leq m \leq k, \forall i, j \in G_m : \mathbf{x}_i = \mathbf{x}_j\}$$

is flow-invariant if, for each G_m , the following conditions are true :

- if $i, j \in G_m$, then they have a same individual (uncoupled) dynamics
- if $i, j \in G_m$, and if they receive their input from elements i' and j' respectively, then i' and j' must be in a same group $G_{m'}$, and the coupling function (the synapses) $i' \rightarrow i$ and $j' \rightarrow j$ must be identical. If i and j have more than one input, this must be true for each input. In this case, we say that i and j are *input-symmetric*.

One can see here that symmetry, or more precisely *input-symmetry*, plays a key role in concurrent synchronization. For a more detailed discussion, the reader is referred to [6, 7].

Remark : One can also turn on/off a specific symmetry by turning on/off a single connection. This has similarities to the fact that a single inhibitory connection can turn on/off an entire network of synchronized identical oscillators [37].

⁹Some groups may contain a single element.

Relaxing the symmetry condition : As we have already suggested, the second requirement above can be relaxed when some connections *within a group* are null when the connected elements are in the same state. Such connections are pervasive in the literature : diffusive connections, connections in the Kuramoto model [11, 13, 34] $\left(\dot{x}_i = f(x_i, t) + \sum_j k_{ji} \sin(x_j - x_i)\right), \dots$

Indeed, assume that

- $i, i', j, j' \in G_m$
- $i' \rightarrow i$ has the form $\mathbf{K}_1(\mathbf{x}_{i'} - \mathbf{x}_i)$
- $j' \rightarrow j$ has the form $\mathbf{K}_2(\mathbf{x}_{j'} - \mathbf{x}_j)$ with possibly $\mathbf{K}_1 \neq \mathbf{K}_2$

Here, i and j are not input-symmetric in the sense that we defined above, but the subspace $\{\mathbf{x}_i = \mathbf{x}_j = \mathbf{x}_{i'} = \mathbf{x}_{j'}\}$ is still flow-invariant. Indeed, once the system is on this synchronization subspace, we have $\mathbf{x}_i = \mathbf{x}_{i'}$, $\mathbf{x}_j = \mathbf{x}_{j'}$, so that the diffusive couplings $i' \rightarrow i$ and $j' \rightarrow j$ vanish.

Let us illustrate our statements with the examples in figure 5.

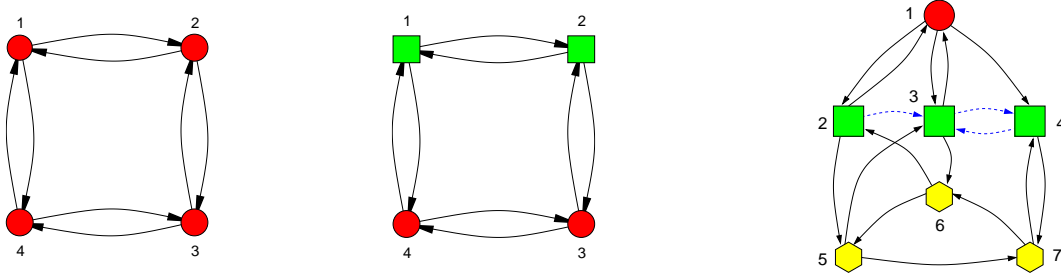


Figure 5: Three example networks

- The first network has three non-trivial flow-invariant subspaces other than the global sync subspace, namely $\mathcal{M}_1 = \{\mathbf{x}_1 = \mathbf{x}_2, \mathbf{x}_3 = \mathbf{x}_4\}$, $\mathcal{M}_2 = \{\mathbf{x}_1 = \mathbf{x}_3, \mathbf{x}_2 = \mathbf{x}_4\}$, and $\mathcal{M}_3 = \{\mathbf{x}_1 = \mathbf{x}_4, \mathbf{x}_2 = \mathbf{x}_3\}$. Any of these subspaces is a strict superset of the global sync subspace, and therefore one should expect that the convergence to any of the concurrent sync state is “easier” than the convergence to the global sync state [40, 2, 25]. This can be quantified from (5) (by noticing that $\mathcal{M}_A \supset \mathcal{M}_B \Rightarrow \mathcal{M}_A^\perp \subset \mathcal{M}_B^\perp \Rightarrow \lambda_{\min}(\mathbf{V}_A \mathbf{L}_s \mathbf{V}_A^\top) \geq \lambda_{\min}(\mathbf{V}_B \mathbf{L}_s \mathbf{V}_B^\top)$). In practice this “percolation” effect may often be too fast to observe.
- The second network has only one non-trivial flow-invariant subspace $\{\mathbf{x}_1 = \mathbf{x}_2, \mathbf{x}_3 = \mathbf{x}_4\}$.
- If the dashed blue arrows represent diffusive connections then the third network will have one non-trivial flow-invariant subspace $\{\mathbf{x}_2 = \mathbf{x}_3 = \mathbf{x}_4, \mathbf{x}_5 = \mathbf{x}_6 = \mathbf{x}_7\}$, even if these extra diffusive connections *obviously break the symmetry*.

It should be clear by now that our framework is particularly suited to analyze concurrent synchronization. Indeed, a general methodology to show global exponential convergence to a concurrent synchronization regime consists of the following two steps :

- First, find an invariant linear subspace by taking advantage of potential symmetries in the network and/or diffusive, Kuramoto, ... connections.
- Second, compute the projected Jacobian on the orthogonal subspace and show that it is uniformly negative definite (by explicitly computing its eigenvalues or by using the results regarding the form of the network, cf the end of section 2.2).

Illustrative example : Let's apply this methodology to the third network of figure 5, in which the connections between the red element and the green ones are modelled by trigonometric functions (we shall see in §3, section 3.3.2, that their exact form has no actual influence on the convergence rate).

$$\begin{cases} \dot{v}_1 = f(v_1) + a_1 \cos(v_2) + a_2 \sin(v_3) \\ \dot{v}_2 = g(v_2) + a_4 \sin(v_1) + c_1 v_6 \\ \dot{v}_3 = g(v_3) + a_4 \sin(v_1) + b_1(v_2 - v_3) + b_2(v_4 - v_3) + c_1 v_5 \\ \dot{v}_4 = g(v_4) + a_4 \sin(v_1) + b_3(v_3 - v_4) + c_1 v_7 \\ \dot{v}_5 = h(v_5) + c_2 v_2 + d_2 v_7 - d_1 v_5 \\ \dot{v}_6 = h(v_6) + c_2 v_3 + d_2 v_5 - d_1 v_6 \\ \dot{v}_7 = h(v_7) + c_2 v_4 + d_2 v_6 - d_1 v_7 \end{cases}$$

The Jacobian of the couplings is

$$\mathbf{L} = \begin{pmatrix} 0 & a_1 \dot{v}_2 \sin(v_2) & -a_2 \dot{v}_3 \cos(v_3) & 0 & 0 & 0 & 0 \\ -a_4 \dot{v}_1 \cos(v_1) & 0 & 0 & 0 & 0 & -c_1 & 0 \\ -a_4 \dot{v}_1 \cos(v_1) & -b_1 & b_1 + b_2 & -b_2 & -c_1 & 0 & 0 \\ -a_4 \dot{v}_1 \cos(v_1) & 0 & -b_3 & b_3 & 0 & 0 & -c_1 \\ 0 & -c_2 & 0 & 0 & d_1 & 0 & -d_2 \\ 0 & 0 & -c_2 & 0 & -d_2 & d_1 & 0 \\ 0 & 0 & 0 & -c_2 & 0 & -d_2 & d_1 \end{pmatrix}$$

As we remarked previously, the concurrent synchronization regime $\{v_2 = v_3 = v_4, v_5 = v_6 = v_7\}$ is possible. Bases of the linear subspaces \mathcal{M} and \mathcal{M}^\perp corresponding to this regime are

$$\begin{pmatrix} 1 \\ 0 \\ 0 \\ 0 \\ 0 \\ 0 \\ 0 \end{pmatrix}, \begin{pmatrix} 0 \\ 1 \\ 1 \\ 0 \\ 0 \\ 0 \\ 0 \end{pmatrix}, \begin{pmatrix} 0 \\ 0 \\ 0 \\ 1 \\ 1 \\ 1 \\ 1 \end{pmatrix} \text{ for } \mathcal{M}, \text{ and } \begin{pmatrix} 0 \\ \frac{\sqrt{6}}{3} \\ \frac{-\sqrt{6}}{6} \\ \frac{-\sqrt{6}}{6} \\ 0 \\ 0 \\ 0 \end{pmatrix}, \begin{pmatrix} 0 \\ 0 \\ \frac{-\sqrt{2}}{2} \\ \frac{\sqrt{2}}{2} \\ 0 \\ 0 \\ 0 \end{pmatrix}, \begin{pmatrix} 0 \\ 0 \\ 0 \\ 0 \\ \frac{\sqrt{6}}{3} \\ \frac{-\sqrt{6}}{6} \\ \frac{-\sqrt{6}}{6} \end{pmatrix}, \begin{pmatrix} 0 \\ 0 \\ 0 \\ 0 \\ 0 \\ \frac{-\sqrt{2}}{2} \\ \frac{\sqrt{2}}{2} \end{pmatrix} \text{ for } \mathcal{M}^\perp.$$

Group together the vectors of the basis of \mathcal{M}^\perp into a matrix \mathbf{V} and compute $\mathbf{V}\mathbf{L}_s\mathbf{V}^\top$

$$\mathbf{V}\mathbf{L}_s\mathbf{V}^\top = \begin{pmatrix} \frac{b_1}{2} & -\frac{\sqrt{3}(2b_1+b_2-b_3)}{6} & \frac{c_1-2c_2}{4} & -\frac{c_1\sqrt{3}}{4} \\ -\frac{\sqrt{3}(2b_1+b_2-b_3)}{6} & \frac{b_1+2(b_2+b_3)}{2} & -\frac{c_1\sqrt{3}}{4} & -\frac{c_1+2c_2}{4} \\ \frac{c_1-2c_2}{4} & -\frac{c_1\sqrt{3}}{4} & \frac{2d_1+d_2}{2} & 0 \\ -\frac{c_1\sqrt{3}}{4} & -\frac{c_1+2c_2}{4} & 0 & \frac{2d_1+d_2}{2} \end{pmatrix}$$

As a numerical example, let $b_1 = 3\alpha, b_2 = 4\alpha, b_3 = 5\alpha, c_1 = \alpha, c_2 = 2\alpha, d_1 = 3\alpha, d_2 = 4\alpha$ and evaluate the eigenvalues of $\mathbf{V}\mathbf{L}_s\mathbf{V}^\top$. We obtain approximately 1.0077α for the smallest eigenvalue. Using again Izhikevich oscillators and based on their contraction analysis in the Appendix, concurrent synchronization should occur for $\alpha > 7.3435$.

A simulation is shown in figure 6. One can see clearly that, after a transient period, oscillators 2,3,4 are in perfect sync (the purple line overrides the green and the blue ones), as well as 5,6,7 (yellow line), but that the two groups are not in sync with each other.

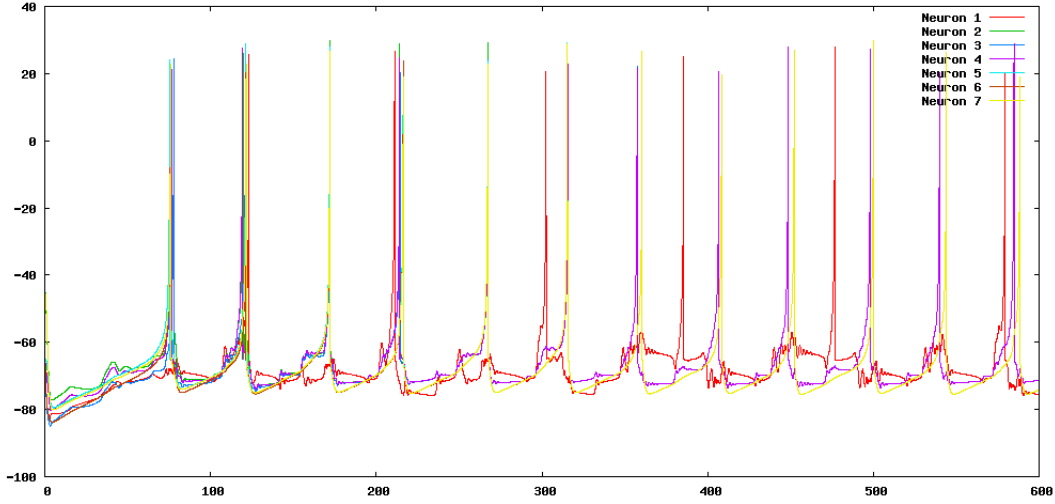


Figure 6: Simulation result for network 3.

3.3 Combinations of concurrently synchronized groups

This section shows that, under mild conditions, global convergence to a concurrently synchronized regime is preserved under basic system combinations, and thus that stable concurrently synchronized aggregates of arbitrary size can be systematically constructed. The results, derived for two groups, extend by recursion to arbitrary numbers of groups.

3.3.1 The (input-)symmetry preservation assumption

Consider two groups of dynamical elements, say G_1 and G_2 , that are *independent* of each other. For each group i ($i = 1, 2$), assume that a flow-invariant subspace \mathcal{M}_i corresponding to a concurrently synchronized regime exists. Assume furthermore that contraction to this subspace can be shown, i. e. $\mathbf{V}_i(\mathbf{J}_i)_s\mathbf{V}_i^\top < \mathbf{0}$ for some projection matrix \mathbf{V}_i on \mathcal{M}_i^\perp .

Connect now the elements of G_1 to the elements of G_2 , *while preserving input-symmetry* for each aspiring synchronized subgroup of G_1 and G_2 . Thus, the combined concurrent synchronization subspace $\mathcal{M}_1 \times \mathcal{M}_2$ remains a flow-invariant subspace of the new global space. A projection matrix on $(\mathcal{M}_1 \times \mathcal{M}_2)^\perp$ can be $\mathbf{V} = \begin{pmatrix} \mathbf{V}'_1 & \mathbf{0} \\ \mathbf{0} & \mathbf{V}'_2 \end{pmatrix}$ where \mathbf{V}_i has been rescaled into \mathbf{V}'_i to preserve orthonormality.

3.3.2 Typology of combinations

We now study several combination operations of concurrently synchronized groups and discuss how they can preserve convergence to the combined concurrent sync state. These results reflect similar combination properties of contracting systems [19, 31, 35]. In the rest of this section, the symmetry preservation condition of the previous paragraph is implicitly assumed.

Negative feedback combination : The Jacobian matrices of the couplings are of the form $\mathbf{J}_{21} = -k\mathbf{J}_{12}^\top$, with k a positive constant. Thus, the Jacobian matrix of the global system can be written as

$$\mathbf{J} = \begin{pmatrix} \mathbf{J}_1 & -k\mathbf{J}_{12}^\top \\ \mathbf{J}_{12} & \mathbf{J}_2 \end{pmatrix}$$

As in equation (3) of section 2.1, consider a coordinate transform over $(\mathcal{M}_1 \times \mathcal{M}_2)^\perp$

$$\Theta = \begin{pmatrix} \mathbf{I} & \mathbf{0} \\ \mathbf{0} & \sqrt{k} \mathbf{I} \end{pmatrix}$$

The *generalized* projected Jacobian matrix on $(\mathcal{M}_1 \times \mathcal{M}_2)^\perp$ is

$$\Theta(\mathbf{V}'\mathbf{J}\mathbf{V}'^\top)\Theta^{-1} = \begin{pmatrix} \mathbf{V}'_1\mathbf{J}_1\mathbf{V}'_1{}^\top & \frac{1}{\sqrt{k}}\mathbf{V}'_1(-k\mathbf{J}_{12}^\top)\mathbf{V}'_2{}^\top \\ \sqrt{k}\mathbf{V}'_2\mathbf{J}_{12}\mathbf{V}'_1{}^\top & \mathbf{V}'_2\mathbf{J}_2\mathbf{V}'_2{}^\top \end{pmatrix} < \mathbf{0} \quad \text{uniformly}$$

so that global exponential convergence to the combined concurrent synchronization state can be then concluded.

Hierarchical combination : Assume that the elements in G_1 provide feedforward to elements in G_2 but do not receive any feedback from them. Thus, the Jacobian matrix of the global system is $\mathbf{J} = \begin{pmatrix} \mathbf{J}_1 & \mathbf{0} \\ \mathbf{J}_{12} & \mathbf{J}_2 \end{pmatrix}$. Assume now that $\mathbf{V}'_2\mathbf{J}_{12}\mathbf{V}'_1{}^\top$ is uniformly bounded and consider the coordinate transform $\Theta_\epsilon = \begin{pmatrix} \mathbf{I} & \mathbf{0} \\ \mathbf{0} & \epsilon\mathbf{I} \end{pmatrix}$. Compute the generalized projected Jacobian

$$\Theta_\epsilon(\mathbf{V}'\mathbf{J}\mathbf{V}'^\top)\Theta_\epsilon^{-1} = \begin{pmatrix} \mathbf{V}'_1\mathbf{J}_1\mathbf{V}'_1{}^\top & \mathbf{0} \\ \epsilon\mathbf{V}'_2\mathbf{J}_{12}\mathbf{V}'_1{}^\top & \mathbf{V}'_2\mathbf{J}_2\mathbf{V}'_2{}^\top \end{pmatrix}$$

Since $\mathbf{V}'_2\mathbf{J}_{12}\mathbf{V}'_1{}^\top$ is bounded, and $\mathbf{V}'_1(\mathbf{J}_1)_s\mathbf{V}'_1{}^\top$ and $\mathbf{V}'_2(\mathbf{J}_2)_s\mathbf{V}'_2{}^\top$ are negative definite, $[\Theta_\epsilon(\mathbf{V}'\mathbf{J}\mathbf{V}'^\top)\Theta_\epsilon^{-1}]_s$ will be negative definite for small enough ϵ .

Note that classical graph algorithms [14] allow large system aggregates to be systematically decomposed into hierarchies (directed acyclic graphs, feedforward networks) of simpler subsystems (strongly connected components) [35]. Input-symmetry then needs only be verified top-down.

Case where G_1 has a single element : Denote this element by e_1 (figure 1 shows such a configuration where e_1 is the round red central element, and where G_2 is the set of the remaining elements). Connections from (resp. to) e_1 will be called 1,2- (resp. 2,1-) connections. Then some simplifications can be made :

- Input-symmetry is preserved whenever, for each aspiring synchronized subgroup of G_2 , the 1,2-connections are identical for each element of this subgroup (in figure 1, the connections from e_1 to the yellow diamond elements are the same). In particular, one can add/suppress/modify any 2,1-connection without altering input-symmetry.
- Since $\dim(\mathcal{M}_1^\perp) = 0$ (a single element is always synchronized with itself), one has $(\mathcal{M}_1 \times \mathcal{M}_2)^\perp = \mathcal{M}_2^\perp$. Thus, concurrent synchronization (and the rate of convergence) of the combined system only depends on the parameters and the states of the elements within G_2 . In particular, it neither depends on the actual state of e_1 , nor on the connections from/to e_1 (in Figure 1, the black arrows towards the red central element are arbitrary).

It is thus quite easy to preserve an existing concurrent synchronization behavior while adding groups consisting of a single element. Thus stable concurrent synchronization can be easily built one element at a time.

The diffusive case : We stick with the case where G_1 consists of one single element, but make now the additionnal requirement that the 1,2-connections and the internal connections within G_2 are *diffusive* (so far in this section 3.3, we have implicitly assumed that the connections from G_i to G_j only involve the states of elements in G_i). The Jacobian matrix of the combined system is now of the form⁷

$$\mathbf{J} = \begin{pmatrix} \frac{\partial g(x_1, t)}{\partial x_1} & & & \\ & \frac{\partial f_1(x_2, t)}{\partial x_2} & & \\ & & \ddots & \\ & & & \frac{\partial f_q(x_n, t)}{\partial x_n} \end{pmatrix} + \begin{pmatrix} * & * & * & * \\ k_1 & -k_1 & & \\ \vdots & & \ddots & \\ k_q & & & -k_q \end{pmatrix} - \begin{pmatrix} 0 & 0 \\ 0 & \mathbf{L}_{\text{int}} \end{pmatrix}$$

where the first matrix describes the internal dynamics of each element, the second, the diffusive connections between e_1 and G_2 (where G_2 has q aspiring synchronized subgroups), and the third, the internal diffusive connections within G_2 .

Hence, the projected Jacobian on $(\mathcal{M}_1 \times \mathcal{M}_2)^\perp = \mathcal{M}_2^\perp$ is

$$\mathbf{V}_2 \begin{pmatrix} \frac{\partial f_1(x_2, t)}{\partial x_2} & & \\ & \ddots & \\ & & \frac{\partial f_q(x_n, t)}{\partial x_n} \end{pmatrix} \mathbf{V}_2^\top - \mathbf{V}_2 \begin{pmatrix} k_1 & & \\ & \ddots & \\ & & k_q \end{pmatrix} \mathbf{V}_2^\top - \mathbf{V}_2 \mathbf{L}_{\text{int}} \mathbf{V}_2^\top$$

An interpretation of this remark is that there are basically three ways to achieve concurrent synchronization within G_2 , *regardless of the behavior of element e_1 and of its connections* :

- One can increase the strengths k_1, \dots, k_q of the 1,2-connections (which corresponds to adding inhibitory damping to G_2), so that each element of G_2 becomes *contracting*. In this case, all these elements will synchronize because of their contracting property even *without any direct coupling* among them ($\mathbf{L}_{\text{int}} = 0$) (this possibility of synchronization without direct coupling is exploited in the coincidence detection algorithm of [39], and again in section 4.1 of our paper),
- or one can increase the strength \mathbf{L}_{int} of the internal connections among the elements of G_2 ,
- or one can combine the two.

Parallel combination : The elementary fact that, if $\mathbf{V}(\mathbf{J}_i)_s \mathbf{V}^\top < \mathbf{0}$ for a set of subsystem Jacobians \mathbf{J}_i , then $\mathbf{V} [\sum_i \alpha_i(t)(\mathbf{J}_i)_s] \mathbf{V}^\top < \mathbf{0}$ for positive $\alpha_i(t)$, can be used in many ways. Note that it does not represent a combination of different groups as in the above paragraphs, but rather a superposition of different dynamics within one group.

One such interpretation, as in [31] for contracting systems, is to assume that for a given system $\dot{\mathbf{x}} = \mathbf{f}(\mathbf{x}, t)$, several types of additive couplings $\mathbf{L}_i(\mathbf{x}, t)$ lead stably to the *same* invariant set, but to different synchronized behaviors. Then any convex combination ($\alpha_i(t) \geq 0$, $\sum_i \alpha_i(t) = 1$) of the couplings will lead stably to the same invariant set. Indeed,

$$\mathbf{f}(\mathbf{x}, t) - \sum_i \alpha_i(t) \mathbf{L}_i(\mathbf{x}, t) = \sum_i \alpha_i(t) [\mathbf{f}(\mathbf{x}, t) - \mathbf{L}_i(\mathbf{x}, t)] < \mathbf{0}$$

The $\mathbf{L}_i(\mathbf{x}, t)$ can be viewed as *synchronization primitives* to shape the behavior of the combination.

4 Examples

Let us now briefly discuss some general directions of application of the above results to a few classical problems in systems neuroscience and robotics.

4.1 Coincidence detection for multiple groups

As we mentionned in §4, section 3.3.2, the possibility of decentralized synchronization via central diffusive couplings can be used in building a coincidence detector. In [39], the authors consider a leader-followers network of FitzHugh-Nagumo neurons, where each follower neuron i (an element of G_2 , see §4, section 3.3.2) receives an external input I_i as well as a diffusive coupling from the leader neuron (the element e_1 of G_1)

$$\begin{cases} \dot{v}_i = v_i(\alpha - v_i)(v_i - 1) - w_i + I_i + k(v_0 - v_i) \\ \dot{w}_i = \beta v_i - \gamma w_i \end{cases} \quad 1 \leq i \leq n$$

The theoretical analysis of section 3.3.2 proves that, if neuron i and j receive a same input ($I_i = I_j$), then they should synchronize. Thus, by choosing the system output as $\sum_{1 \leq i \leq n} [\dot{v}_i]^+$, the authors could capture the moment when a large number of neurons receive the same input (many-are-equal algorithm).

Inspired by our analysis of concurrently synchronized networks, we show that this very network can act as a “manies-are-equal” detector, i.e. a device that detects the moment when *several* groups of identical inputs exist. Furthermore, it is possible to identify the number of such groups and their relative size.

Indeed, assume that the inputs (and incidentally the neurons) are divided into k groups, such that for each group G_m , one has $\forall i, j \in G_m, I_i = I_j$. Since the neurons in G_m only receive as input (a) the output of neuron 0, which is the same for everybody and (b) the external input I_i , which is the same for every neuron in group G_m , they are input-symmetric and should synchronize with each other (c. f. §4, section 3.3.2). Some simulation results are shown in figure 7.

Coincidence detection is a classic mechanism proposed for segmentation. In an image for instance, elements moving at a common velocity are typically interpreted as being part of a single object, and this even when the image is only composed of random dots [16, 15].

4.2 Fast symmetry detection

Symmetry, in particular bilateral symmetry, has been shown to play a key role in human perception [3]. Consider a group of oscillators having the same individual dynamics and connected together in a “symmetric” manner. If we present to the network an input having the same “symmetry”, some of the oscillators will synchronize as predicted by the theoretical results above. This idea enables us to build a fast bilateral symmetry detector (figures 8, 9, 10), which extends oscillator-based coincidence detectors [1, 37]. Although this detector works thanks to a radically different mechanism, it is somewhat reminiscent of the device in [3]. Some variations are possible :

- Since the exponential convergence rate is known, the network may be used to track *time-varying* inputs as in the coincidence detection algorithm of [39].
- It is easy to modify the network in order to deal with multidimensional and/or multi-order (as opposed to bilateral) symmetry.

4.3 Central Pattern Generators design

In an animal/robotics locomotion context, Central Pattern Generators are often modelled as coupled nonlinear oscillators delivering phase-locked signals. We consider here a system of three coupled 2-dimensional Andronov-Hopf oscillators [11], very similar to the ones used in

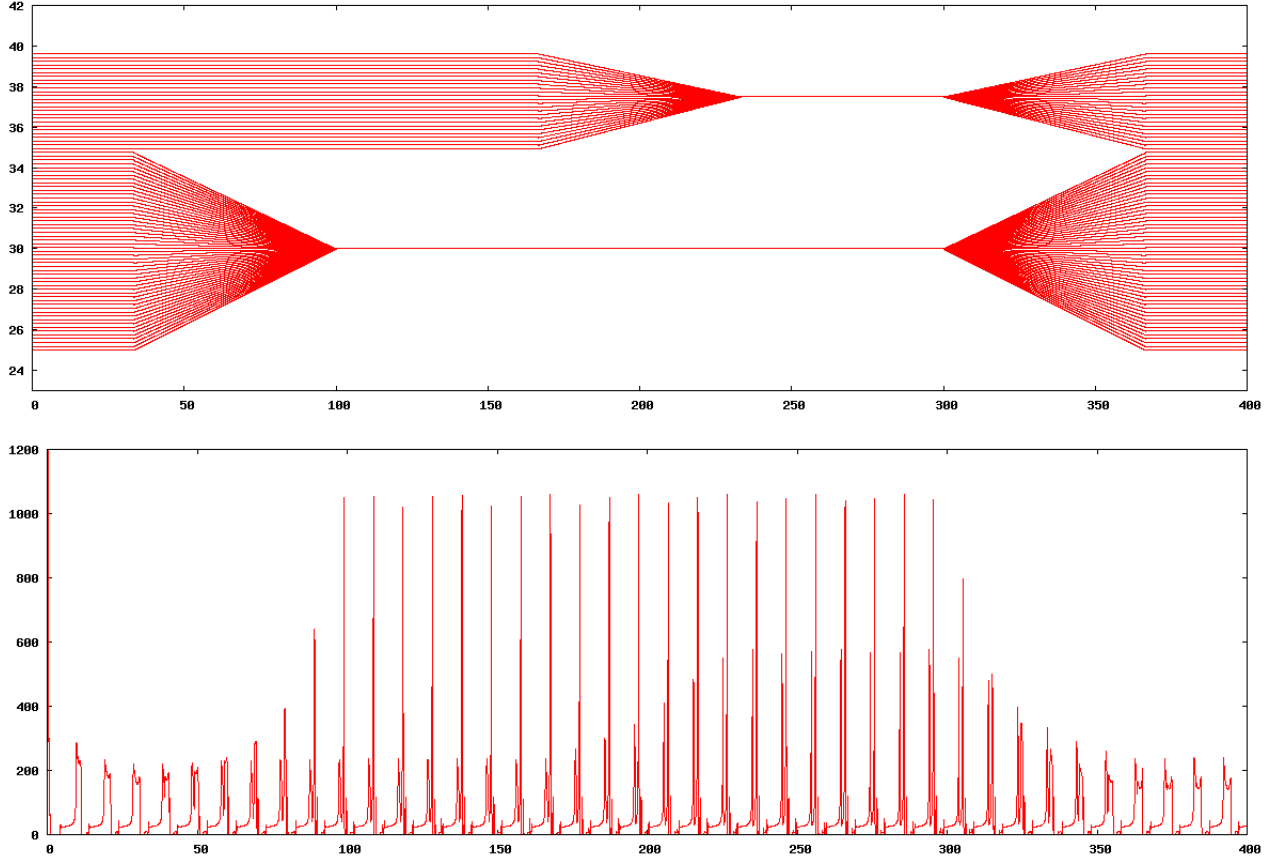


Figure 7: Simulation results for the multi-coincidence detector. The network is composed of one leader with a constant input $I_0 = 25$ and 80 followers, whose inputs vary with time, as shown in the upper figure. The lower figure plots the output of the system $\left(\sum_{1 \leq i \leq 80} [\dot{v}_i]^+\right)$ against time. One can clearly observe the existence of two successive, well separated spikes per period in a time interval around $t = 250$. Furthermore, one spike is about twice as large as the other one. This agrees with the inputs, since around $t = 250$, they are divided into two groups : 1/3 of them with value 37, 2/3 with value 30.

the simulation of salamander locomotion [9]

$$\begin{cases} \dot{\mathbf{x}}_1 = \mathbf{f}(\mathbf{x}_1) + k(\mathbf{R}\mathbf{x}_2 - \mathbf{x}_1) \\ \dot{\mathbf{x}}_2 = \mathbf{f}(\mathbf{x}_2) + k(\mathbf{R}\mathbf{x}_3 - \mathbf{x}_2) \\ \dot{\mathbf{x}}_3 = \mathbf{f}(\mathbf{x}_3) + k(\mathbf{R}\mathbf{x}_1 - \mathbf{x}_3) \end{cases}$$

where \mathbf{f} is the dynamics of an Andronov-Hopf oscillator and the matrix \mathbf{R} describes a $\frac{2\pi}{3}$ planar rotation

$$\mathbf{f} \begin{pmatrix} x \\ y \end{pmatrix} = \begin{pmatrix} x - y - x^3 - xy^2 \\ x + y - y^3 - yx^2 \end{pmatrix}, \quad \mathbf{R} = \begin{pmatrix} -\frac{1}{2} & -\frac{\sqrt{3}}{2} \\ \frac{\sqrt{3}}{2} & -\frac{1}{2} \end{pmatrix}$$

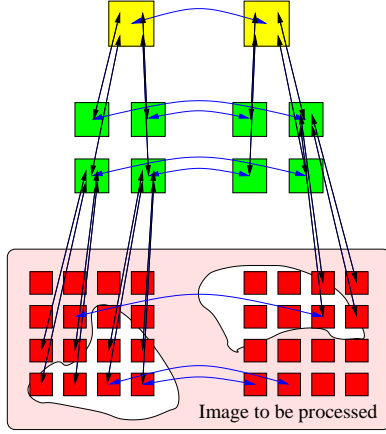



Figure 8: A fast bilateral symmetry detector.

Every oscillator has the same dynamics as its mirror image and the two are coupled through diffusive connection. The inputs are provided to the detector through the bottom (red) layer. Then “information” travels bottom-up : each layer is connected to the layer right above it. Top-down feedback is also possible.

Assume now that a mirror symmetric image is submitted to the network. The network, which is mirror symmetric by construction, now receives a mirror symmetric input. Thus, the concurrent synchronization subspace where each oscillator is exactly in the same state as its mirror image oscillator is flow-invariant. Furthermore, the diffusive connections, if they are strong enough (see 2.2), guarantee contraction on the orthogonal space. By using the theoretical results above, one can deduce the exponential convergence to the concurrent synchronization regime. In particular, the difference between the top two oscillators converges exponentially to zero.

Figure 9: Simulation on an artificial image.



We create a 56×60 pixels symmetric image from a real picture of one of the authors. We give it as input to a network similar to the one in figure 8. The first (bottom) layer of the network is composed of $7 \times 6 = 42$ FitzHugh-Nagumo oscillators (21 pairs) each receiving the sum of the intensities of $8 \times 8 = 64$ pixels, thus covering at every instant an active window of 56×48 pixels. The second layer consists of 4 oscillators, each receiving inputs from 9 or 12 oscillators of the first layer. The third layer is composed of 2 oscillators.

At $t = 0$, the active window is placed on the left of the image (red box) and, as t increases, it slides towards the right. At $t = T/2$, where T is the total time of the simulation, the position of the window is exactly at the center of the image (green box) (see the simulation results in figure 10).

We can rewrite the dynamics as $\dot{\mathbf{x}}_{\Omega} = \mathbf{f}_{\Omega}(\mathbf{x}_{\Omega}) - k\mathbf{L}\mathbf{x}_{\Omega}$, where

$$\mathbf{L} = \begin{pmatrix} \mathbf{I}_2 & -\mathbf{R} & \mathbf{0} \\ \mathbf{0} & \mathbf{I}_2 & -\mathbf{R} \\ -\mathbf{R} & \mathbf{0} & \mathbf{I}_2 \end{pmatrix}$$

First, observe that the *linear* subspace $\mathcal{M} = \{(\mathbf{R}^2(\mathbf{x}), \mathbf{R}(\mathbf{x}), \mathbf{x}) : \mathbf{x} \in \mathbb{R}^2\}$ is flow-invariant, and that \mathcal{M} is also a subset of $\text{Null}(\mathbf{L}_s)$ (since the network is somewhat “balanced” in the sense of section 3.1.1).

Next, remark that the characteristic polynomial of \mathbf{L}_s is $X^2(X - 3/2)^4$ so that the eigenvalues of \mathbf{L}_s are 0, with multiplicity 2, and $3/2$, with multiplicity 4. Now since \mathcal{M} is 2-dimensional, it is exactly the nullspace of \mathbf{L}_s , which implies in turn that \mathcal{M}^\perp is the eigenspace corresponding to the eigenvalue $3/2$.

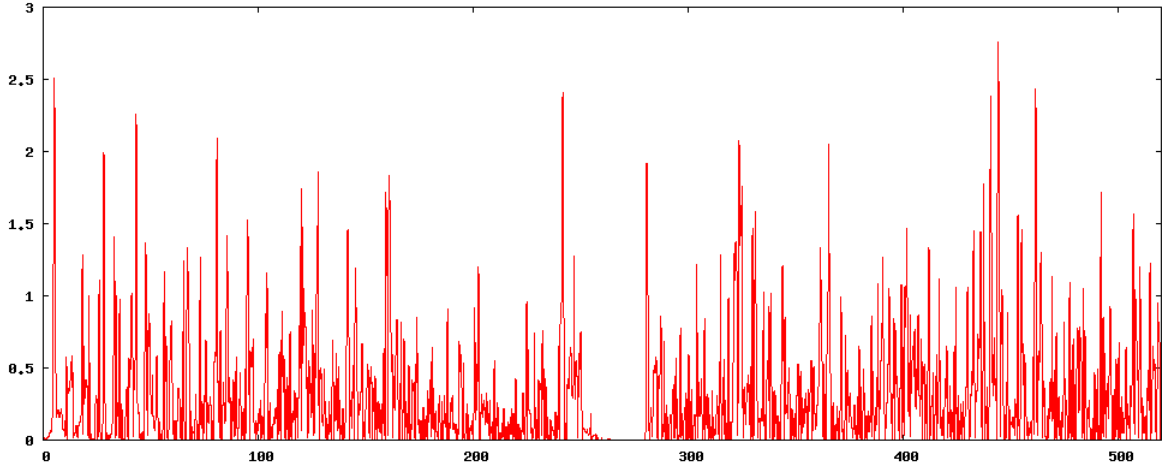


Figure 10: Result for the simulation of figure 9. The figure shows $|v_1 - v_2|$ where v_1 and v_2 are the voltages of the two FN oscillators in the top layer. One can clearly observe that, around $t = T/2$ ($T = 520$ in this simulation), there is a short time interval during which the two oscillators are fully synchronized.

Moreover, the eigenvalues of $\mathbf{J}_s(x, y)$ are $1 - (x^2 + y^2)$ and $1 - 3(x^2 + y^2)$, which are upper-bounded by 1. Thus, for $k > 2/3$ (see equation (5) in section 2.2), the three systems will *globally exponentially converge to a $\pm \frac{2\pi}{3}$ -phase-locked state* (i. e. a state in which the difference of the phases of two consecutive elements is constant and equals $\pm \frac{2\pi}{3}$). A computer simulation is presented in figure 11.

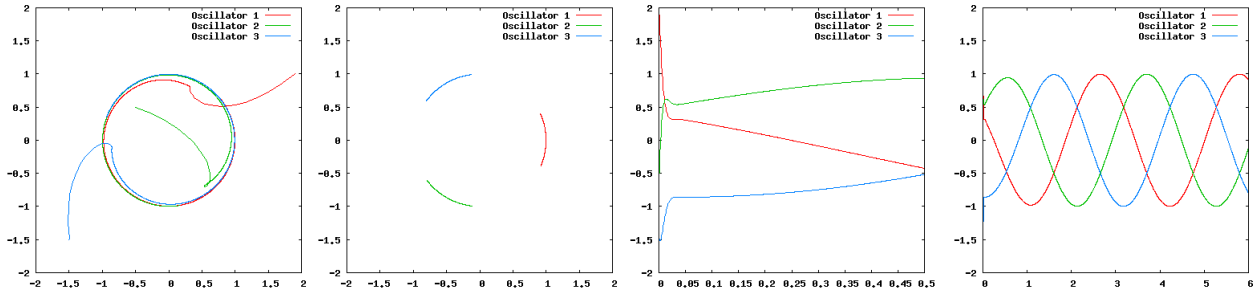


Figure 11: Simulation for three coupled Andronov-Hopf oscillators. In the first two figures, we plot y_i against x_i for $1 \leq i \leq 3$. Figure a shows the behavior of the oscillators for $0 \leq t \leq 3s$, figure b for $5.6s \leq t \leq 6s$. In figures c and d, we plot x_1, x_2, x_3 against time. Figure c for $0 \leq t \leq 0.5s$, figure d for $0 \leq t \leq 6s$.

Some extensions : In the previous example, the flow-invariance of the phase-locked state is due to (a) the internal symmetry of the individual dynamics \mathbf{f} , (b) the global symmetry of the connections and (c) the “diffusivity” of the connections (of the form $k(\mathbf{R}\mathbf{x}_2 - \mathbf{x}_1)$). Observe now that this flow-invariance can be preserved when one out of the two conditions (b) and (c) is relaxed. Consider for example the two following systems :

- Symmetric but not “diffusive” :

$$\begin{cases} \dot{\mathbf{x}}_1 = \mathbf{f}(\mathbf{x}_1) + k\mathbf{R}\mathbf{x}_2 \\ \dot{\mathbf{x}}_2 = \mathbf{f}(\mathbf{x}_2) + k\mathbf{R}\mathbf{x}_3 \\ \dot{\mathbf{x}}_3 = \mathbf{f}(\mathbf{x}_3) + k\mathbf{R}\mathbf{x}_1 \end{cases}$$

(the connections are “excitatory-only” in the sense of section 3.1.3).

- “Diffusive” but not symmetric :

$$\begin{cases} \dot{\mathbf{x}}_1 = \mathbf{f}(\mathbf{x}_1) + k_1(\mathbf{R}_1\mathbf{x}_2 - \mathbf{x}_1) \\ \dot{\mathbf{x}}_2 = \mathbf{f}(\mathbf{x}_2) + k_2(\mathbf{R}_2\mathbf{x}_3 - \mathbf{x}_2) \\ \dot{\mathbf{x}}_3 = \mathbf{f}(\mathbf{x}_3) + k_3(\mathbf{R}_3\mathbf{x}_1 - \mathbf{x}_3) \end{cases}$$

where the \mathbf{R}_i represent any planar rotations such that $\mathbf{R}_1\mathbf{R}_2\mathbf{R}_3 = \mathbf{I}_2$ (i.e., any arbitrary phase-locking).

In both cases, it is quite easy to show the flow-invariance of $\{(\mathbf{R}^2(\mathbf{x}), \mathbf{R}(\mathbf{x}), \mathbf{x}) : \mathbf{x} \in \mathbb{R}^2\}$ (resp. $\{(\mathbf{R}_1\mathbf{R}_2(\mathbf{x}), \mathbf{R}_1(\mathbf{x}), \mathbf{x}) : \mathbf{x} \in \mathbb{R}^2\}$) by keeping in mind that for any planar rotation \mathbf{R}' and state \mathbf{x} , one has $\mathbf{f}(\mathbf{R}'\mathbf{x}) = \mathbf{R}'(\mathbf{f}(\mathbf{x}))$. Note however that the computations of the projected Jacobians are different, and in the first case the limit cycle’s radius varies with k .

Finally, note that

- All the results of this section can be immediately extended to systems with more oscillators.
- If \mathbf{f} is less symmetric, only connections that exhibit the same symmetry as \mathbf{f} can lead to a non-trivial flow-invariance subspace.
- It is also possible to extend this study to systems composed of oscillators with larger dimensions (living in \mathbb{R}^3 for example), although a locomotion interpretation may be less relevant.

4.4 Polyrhythms

Many different rhythms $(\alpha, \beta, \gamma, \delta)$ coexist in the brain, which, in the light of the previous analysis, may be interpreted and modelled as concurrently synchronized regimes. Since contracting systems driven by periodic inputs will have states of the same period [19], different but synchronized computations can be robustly carried out by specialized areas in the brain using synchronized elements as their inputs. Figure 1 can illustrate this idea conceptually, by assuming that the outer systems are contracting and by viewing the central element as a thalamus-like system receiving external inputs. This complements and makes more precise the general argument in [32] that multisensory integration may occur through the interaction of contracting computational systems connected through feedback loops, by suggesting a general mechanism for temporal “binding” broadly compatible with current understanding [30, 8, 16, 36, 15, 22].

Acknowledgments

We are grateful to Jake Bouvrie and Nicolas Tabareau for stimulating discussions, and to Sacha Zyto for thoughtful comments and help with the simulations. The first author would like to thank CROUS, Paris for financial support.

A Contraction theory

The basic theorem of contraction analysis [19] can be stated as

Theorem 2 (Contraction) *Consider the deterministic system*

$$\dot{\mathbf{x}} = \mathbf{f}(\mathbf{x}, t) \quad (6)$$

where \mathbf{f} is a smooth nonlinear function. If there exist a uniformly invertible matrix $\Theta(\mathbf{x}, t)$ such that the associated generalized Jacobian

$$\mathbf{F} = \left(\dot{\Theta} + \Theta \frac{\partial \mathbf{f}}{\partial \mathbf{x}} \right) \Theta^{-1}$$

is uniformly negative definite, then all system trajectories converge exponentially to a single trajectory, with convergence rate $|\lambda_{\max}|$, where λ_{\max} is the largest eigenvalue of the symmetric part of \mathbf{F} . The system is said to be contracting.

It can be shown conversely that the existence of a uniformly positive definite metric

$$\mathbf{M}(\mathbf{x}, t) = \Theta(\mathbf{x}, t)^\top \Theta(\mathbf{x}, t)$$

with respect to which the system is contracting is also a necessary condition for global exponential convergence of trajectories.

In the linear time-invariant case, a system is globally contracting if and only if it is strictly stable, with \mathbf{F} simply being a normal Jordan form of the system and Θ the coordinate transformation to that form.

Furthermore, all transformations Θ corresponding to the same \mathbf{M} lead to the same eigenvalues for the symmetric part \mathbf{F}_s of \mathbf{F} , and therefore to the same contraction rate $|\lambda_{\max}|$.

A simple yet powerful extension to contraction theory is the concept of *partial* contraction, which was introduced in [37].

Theorem 3 (Partial contraction) *Consider a nonlinear system of the form*

$$\dot{\mathbf{x}} = \mathbf{f}(\mathbf{x}, \mathbf{y}, t)$$

and assume that the auxiliary system

$$\dot{\mathbf{y}} = \mathbf{g}(\mathbf{y}, \mathbf{x}, t)$$

is contracting with respect to \mathbf{y} . If a particular solution of the auxiliary \mathbf{y} -system verifies a smooth specific property, then all trajectories of the original \mathbf{x} -system verify this property exponentially. The original system is said to be partially contracting.

Indeed, the virtual, observer-like \mathbf{y} -system has two particular solutions, namely $\mathbf{y}(t) = \mathbf{x}(t)$ for all $t \geq 0$ and the solution with the specific property. Since all trajectories of the \mathbf{y} -system converge exponentially to a single trajectory, this implies that $\mathbf{x}(t)$ verifies the specific property exponentially.

Contraction of Izhikevich oscillators : Some of our examples use coupled Izhikevich neural oscillators [10], whose contraction properties are analyzed in [35]. Let us briefly recall the basic definition and results.

The Izhikevich neuron model is defined as

$$\begin{cases} \dot{v} = 0.04v^2 + 5v + 140 - u \\ \dot{u} = a(bv - u) \end{cases}$$

with the auxiliary after-spiking resetting

$$\text{if } v \geq 30\text{mV} \quad \text{then} \quad \begin{cases} v \leftarrow c \\ u \leftarrow d \end{cases}$$

where a, b, c, d are strictly positive constants chosen to yield specific qualitative behaviours.

Consider a network of such oscillators linearly coupled through their v variable

$$\begin{cases} \dot{v}_i = 0.04v_i^2 + 5v_i + 140 - u_i + \sum_j k_{ij}v_j \\ \dot{u}_i = a(bv_i - u_i) \end{cases}$$

Define the transformation matrix $\Theta = \begin{pmatrix} 1 & 0 \\ 0 & \frac{1}{\sqrt{ab}} \end{pmatrix}$, which does not alter the coupling gains. The

Jacobian matrix of the uncoupled dynamics becomes $\mathbf{F}_i = \begin{pmatrix} 0.08v_i + 5 & -\sqrt{ab} \\ \sqrt{ab} & -a \end{pmatrix}$.

Now the resetting rules leads to the generalized Jacobian $\widehat{\mathbf{F}}_i = \begin{pmatrix} 0 & 0 \\ 0 & 1 \end{pmatrix}$. Thus, the resetting has no influence on the contraction of the system, as guaranteed by [33].

Based on section 2.2, synchronization is therefore achieved if $\lambda_{\min}(\mathbf{VLV}^\top) > 7.4 \geq 5 + 0.08v$, where \mathbf{L} is the Laplacian matrix build from the k_{ij} .

References

- [1] C. Brody, J. Hopfield. Simple Networks for Spike-Timing-Based Computation, with Application to Olfactor Processing. *Neuron*, 2003.
- [2] V. Belykh, I. Belykh, E. Mosekilde. Cluster Synchronization Modes in an Ensemble of Coupled Chaotic Oscillators. *Phys. Rev. E*, 2001.
- [3] V. Braitenberg. *Vehicles: Experiments in Synthetic Psychology*, Chap. 9. The MIT Press, 1986.
- [4] P. Dayan, G. Hinton, R. Neal, R. Zemel, The Helmholtz Machine. *Neural Computation*, 7, 1995.
- [5] D. George, J. Hawkins, Invariant Pattern Recognition using Bayesian Inference on Hierarchical Sequences, 2005.

- [6] M. Golubitsky, I. Stewart. Synchrony versus Symmetry in Coupled Cells. *Equadiff 2003: Proceedings of the International Conference on Differential Equations*.
- [7] M. Golubitsky, Stewart, Török. Patterns of Symmetry in Coupled Cell Networks with Multiple Arrows. *SIAM J. Appl. Dynam. Sys.*, 2005.
- [8] S. Grossberg. The Complementary Brain : a Unifying View of Brain Specialization and Modularity. *Trends in Cognitive Sciences*, 2000.
- [9] A. Ijspeert, A. Crespi, J.-M. Cabelguen. Simulation and Robotic Studies of Salamander Locomotion : Applying Neurobiological Principles to the Control of Locomotion in Robots.
- [10] E. Izhikevich. Simple Model of Spiking Neuron. *IEEE Trans. on Neural Networks*, 2003.
- [11] E. Izhikevich, Y. Kuramoto. Weakly Coupled Oscillators. *Encyclopedia of Mathematical Physics*, Elsevier, 2006.
- [12] A. Jadbabaie, J. Lin, A. Morse. Coordination of Groups of Mobile Autonomous Agents using Nearest Neighbor Rules. *IEEE Transactions on Automatic Control*, 2003.
- [13] A. Jadbabaie, N. Motee, M. Barahona. On the Stability of the Kuramoto Model of Coupled Nonlinear Oscillators. *Proceedings of the American Control Conf.*, 2004.
- [14] D. Knuth. The Art of Computer Programming, 3rd Ed., Addison-Wesley, 1997.
- [15] C. Koch, *The Quest for Consciousness*. Roberts and Company Publishers, 2004.
- [16] R. Llinas, E. Leznik, F. Urbano. Temporal Binding via Cortical Coincidence Detection, *PNAS* 99,1, 2002.
- [17] Z. Lin, M. Broucke, B. Francis. Local Control Strategies for Groups of Mobile Autonomous Agents. *IEEE Trans. on Automatic Control*, 2004.
- [18] Z. Lin, B. Francis, M. Maggiore. Necessary and Sufficient Graphical Conditions for Formation Control of Unicycles. *IEEE Trans. on Automatic Control*, 2005.
- [19] W. Lohmiller, J.-J. Slotine. On Contraction Analysis for Nonlinear Systems. *Automatica* 34(6), 1998.
- [20] W. Lohmiller, J.-J. Slotine. Nonlinear Process Control Using Contraction Theory. *A.I.Ch.E. Journal*, 2000.
- [21] M. Luetzgen, A. Willsky. Likelihood Calculation for a Class of Multiscale Stochastic Models, with Application to Texture Discrimination. *IEEE Transactions on Image Processing*, 4(2), 1995.
- [22] J. Niessing, B. Ebisch, K.E. Schmidt, M. Niessing, W. Singer, R.A. Galuske. Hemodynamic Signals Correlate Tightly with Synchronized Gamma Oscillations. *Science*, 309, 2005.
- [23] R. Olfati-Saber, R. Murray. Consensus Problems in Networks of Agents With Switching Topology and Time-Delays. *IEEE Transactions on Automatic Control*, 2004.
- [24] Q.-C. Pham, J.-J. Slotine. Attractors. *MIT-NSL Report 0505*, 2005.
- [25] A. Pogromsky, G. Santoboni, H. Nijmeijer. Partial Synchronization : from Symmetry towards Stability. *Physica D*, 2002.
- [26] R. Rao, D. Ballard, Predictive Coding in the Visual Cortex. *Nature Neuroscience* 2(1), 1999.
- [27] A. Schnitzler, J. Gross. Normal and Pathological Oscillatory Communication in the Brain. *Nat. Rev. Neurosci.*, 2005.

- [28] J.-M. Schoffelen, R. Oostenveld, P. Fries. Neuronal Coherence as a Mechanism of Effective Corticospinal Interaction. *Science*, 2005.
- [29] Rodolphe Sepulchre, Derek Paley, Naomi Leonard. Collective Motion and Oscillator Synchronization. *Proceedings of the 2003 Block Island Workshop on Cooperative Control*.
- [30] W. Singer, C. Gray. Visual Feature Integration and the Temporal Correlation Hypothesis. *Annu. Rev. Neurosci.* 18, 1995.
- [31] J.-J. Slotine. Modular Stability Tools for Distributed Computation and Control. *Int. J. Adaptive Control and Signal Processing*, 17(6), 2003.
- [32] J.-J. Slotine, W. Lohmiller. Modularity, Evolution, and the Binding Problem: A View from Stability Theory. *Neural Networks*, 14, 2001.
- [33] J.-J. Slotine, W. Wang, K. Elrifai. Contraction analysis of synchronisation and desynchronisation in networks of nonlinearly coupled oscillators. *Proceedings of MTNS 2004*.
- [34] S. Strogatz. From Kuramoto to Crawford: Exploring the Onset of Synchronization in Populations of Coupled Oscillators. *Physica D*, 2000.
- [35] N. Tabareau, J.-J. Slotine. Notes on Contraction Theory, *MIT-NSL Report 0503*, 2005.
- [36] G. Tononi, et al.. *Proc. Natl. Acad. Sci. USA* 95, pp. 3198-3203, 1998.
- [37] W. Wang, J.-J. Slotine. On Partial Contraction Analysis for Coupled Nonlinear Oscillators. *Biological Cybernetics*, 2004.
- [38] W. Wang, J.-J. Slotine. Contraction Analysis of Time-Delayed Communications Using Simplified Wave Variables, 2004.
- [39] W. Wang, J.-J. Slotine. Fast Computation with Neural Oscillators. *Neurocomputing*, 63, 2005.
- [40] Y. Zhang et al.. Partial Synchronization and Spontaneous Spatial Ordering in Coupled Chaotic Systems. *Phys. Rev. E*, 2001.
- [41] S. Zyto , A Fast Neural Simulator, *NSL Report 0504*, 2005.