

Fermentation kinetics including product and substrate inhibitions plus biomass death: a mathematical analysis

Mathieu Bouville*

Institute of Materials Research and Engineering, Singapore 117602

(Dated: November 17, 2018)

Fermentation is generally modelled by kinetic equations giving the time evolutions for biomass, substrate, and product concentrations. These equations can be solved analytically in simple cases. However in more complex cases, such as non-constant yield, substrate/product inhibition and biomass death, equations are typically solved numerically. We propose an analytical treatment of the kinetic equations—including cell death and an arbitrary number of inhibitions—in which constant yield need not be assumed. Equations are solved in phase space, i.e. the substrate concentration is written explicitly as a function of the biomass concentration. Maximum and final biomass concentrations can be written explicitly.

Keywords: fermentation kinetics, model, inhibition

Introduction

Several models have been proposed to describe the kinetics of fermentation, giving the time evolutions for microbial mass X , substrate S , and product P . Marin [1] and Mitchell et al. [2] have recently reviewed them. Kinetic equations are generally of the form

$$\frac{dS}{dt} = -\frac{1}{Y} \frac{dX}{dt} - mX, \quad (1)$$

$$\frac{dX}{dt} = \mu \frac{S}{S+K} X. \quad (2)$$

where m is the maintenance coefficient [3, 4], μ is the *maximum* specific growth rate and K is Monod's constant [5]. Equation (2), originally proposed by Monod [5], can be modified to account for product inhibition [4, 6, 7, 8, 9, 10], substrate inhibition [9, 11, 12], and biomass death [13, 14]. Other models are possible; Cramer et al. [15] for instance did not correlate ethanol production to biomass growth.

The biomass yield, $-dX/dS$, is often assumed to be constant [6, 9, 10, 16, 17, 18]. In this case $X = X^0 - Y(S - S^0)$ where X^0 and S^0 are the initial values of X and S . Equation (2) then gives

$$t = \left(1 + \frac{K}{S^0 + X^0/Y}\right) \ln \frac{X}{X^0} - \frac{K}{S^0 + X^0/Y} \ln \frac{S}{S^0}.$$

However biomass yield is not necessarily constant. Thatipamala et al. [19] for instance found that it decreased from 0.16 to 0.03 when ethanol increased from 0 to 107 g/L. In such cases the time dependences of S and X are not obtained analytically, instead Eqs. (1) and (2) are typically solved numerically. However since monitoring of the biomass concentration can be used to follow the evolution of fermentations an explicit expression linking X and S could be very useful.

Non-constant yield

The procedure to obtain X as a function of S , without assuming constant yield, is:

1. Write $-dS/dX = f(S)$ from the equations giving dX/dt and dS/dt , where f is some function.
2. Rewrite f in order to obtain an expression of the form $dX = -dS \left(a + 2bS + \sum_i \frac{c_i}{S - s_i} \right)$.
3. Finally $dX = -a dS - b dS^2 - \sum_i c_i d \ln |S - s_i|$.

Following this procedure, from Eqs. (1) and (2) we obtain

$$\frac{X - X^0}{\tau \mu} = S^0 - S + \sigma \ln \frac{S + \sigma}{S^0 + \sigma}, \quad (3)$$

where τ and σ are

$$\tau = \frac{Y}{\mu + mY} \quad \text{and} \quad \sigma = \tau m K. \quad (4)$$

τ is a time and σ has the same units as S .

The maximum biomass, X^m , is obtained at the end of fermentation,

$$X^m = X^0 + \tau \mu \left[S^0 - \sigma \ln \left(1 + \frac{S^0}{\sigma} \right) \right].$$

Letting $\delta X = (X - X^0)/(X^m - X^0)$ and $\delta S = 1 - S/S^0$,

$$\delta X = \delta S + \frac{\ln \left(1 - \delta S \frac{S^0}{S^0 + \sigma} \right) + \delta S \ln \left(1 + \frac{S^0}{\sigma} \right)}{\frac{S^0}{\sigma} - \ln \left(1 + \frac{S^0}{\sigma} \right)}. \quad (5)$$

δX and δS are normalized microbial growth and substrate consumption, respectively. Both are zero at $t = 0$ and they both go to 1 for infinite times. δS depends only on δX and on S^0/σ . Figure 1 shows $(\delta X - \delta S)/\delta S$ as a function of δS for three values of S^0/σ . When $S^0 \gg \sigma$

*Feedback is welcome at m-bouville@imre.a-star.edu.sg

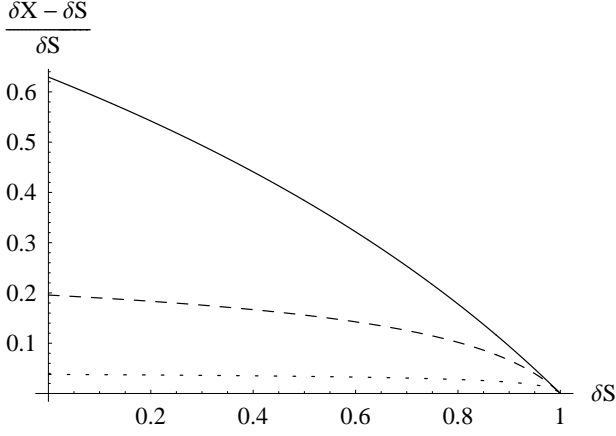


FIG. 1: $(\delta X - \delta S)/\delta S$ as a function of δS for $S^0 = \sigma$ (solid line), $S^0 = 10\sigma$ (dashed line), and $S^0 = 100\sigma$ (dotted line).

(dotted line), $\delta X \approx \delta S$ but the assumption of constant yield does not hold for smaller values of S^0/σ .

Subsequent sections show results for more complicated cases, such as product and substrate inhibitions combined with cell death. Although the equations are more complicated the method is the same.

Substrate and product inhibitions

Figure 1 shows that biomass yield may not be constant in all cases. However the main limitation of this assumption comes from cases in which Eq. (2) does not apply, because of product or substrate inhibition, or biomass death. Both substrate and product inhibitions can be modelled by an equation of the form

$$\frac{dX}{dt} = \frac{\mu'}{K_1} \frac{S}{\left(1 + \frac{S}{K_1}\right) \left(1 + \frac{S}{K_2}\right)} X. \quad (6)$$

K_1 is always positive and K_2 is positive for substrate inhibition and negative for product inhibition.

Equation (6) can be generalized as

$$\frac{dX}{dt} = \frac{\mu'}{K_1} \frac{S}{\prod_i \left(1 + \frac{S}{K_i}\right)} X \quad (7)$$

where the $\{K_i\}$ can be either positive or negative depending on the nature of the inhibition. They can refer to different kinds of sugars, nutrients (e.g., nitrogen) or products. $\mu'/\prod_i(1 + S/K_i)$ must always be smaller than μ since inhibition slows growth and it is equal to μ in the absence of inhibition. μ' is given by

$$\mu' = \mu \prod_{K_i < 0} \left(1 + \frac{P_i^f}{\alpha_i K_i}\right).$$

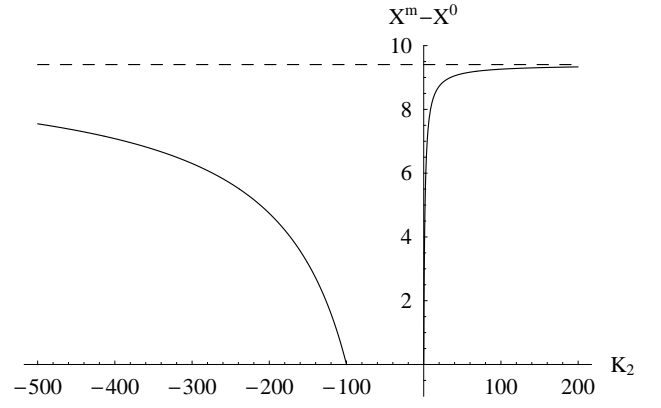


FIG. 2: The maximum biomass concentration as a function of K_2 . Positive values of K_2 correspond to substrate inhibition and negative values to product inhibition. The dashed line corresponds to no inhibition.

The product is over all i corresponding to product inhibition. α_i is the stoichiometric coefficient for product P_i and P_i^f is the final amount of that product, $P_i^f = P_i^0 + \alpha_i S^0$. $(1 + S/K_i)(1 + S/K_j)$ can refer to two different substrates or products but it can also refer to a single variable if it is found that $(1 + S/K_i)(1 + S/K_j)$ can provide a better fit to the data than $1 + S/K_i$ alone. Calling $\{s_i\}$ the roots of $\mu' S + m K_1 Y \prod_i (1 + S/K_i)$,¹

$$\frac{m}{\mu'} (X - X^0) = \sum_i \frac{-s_i \prod_j' K_j}{\prod_{j \neq i} (s_i - s_j)} \ln \left| \frac{S - s_i}{S^0 - s_i} \right| \quad (8)$$

with $\prod_j' K_j = \prod_{j \geq 2} K_j$, i.e. $(\prod_j K_j)/K_1$. If K_2 is large in absolute value (no inhibition), one recovers Eq. (3).

The maximum biomass concentration is

$$X^m = X^0 + \frac{\mu'}{m} \sum_i \frac{s_i \prod_j' K_j}{\prod_{j \neq i} (s_i - s_j)} \ln \left| 1 + \frac{S^0}{-s_i} \right|. \quad (9)$$

Figure 2 shows X^m as a function of K_2 . In the case of substrate inhibition, biomass growth decreases only for strong inhibition (small K_2) whereas it decreases substantially for product inhibition ($K_2 < 0$). K_2 cannot be between $-S^0$ and 0 because of its definition, $K_2 = -S^0$ corresponds to $K' = 0$ if one writes $(1 - P/K')^{-1}$ instead of $(1 - S/K_2)^{-1}$. The values of the constants used in Fig. 2 sqq. are [20]: $\mu = 0.11 \text{ hr}^{-1}$, $m = 0.01 \text{ hr}^{-1}$, $Y = 0.1$, and $K = 112 \text{ g/L}$. This gives $\sigma \approx 1 \text{ g/L}$. The initial substrate concentration is $S^0 = 100 \text{ g/L}$ and $\alpha = 1/2$.

¹ Since $\prod_{j \neq i} (s_k - s_j) / \prod_{j \neq i} (s_i - s_j) = \delta_{ik}$ the polynomial $\sum_i s_i^a \prod_{j \neq i} (S - s_j) / \prod_{j \neq i} (s_i - s_j) - S^a$ is zero at $S = s_k$, $\forall k$. If $a < n$ it is of degree $n - 1$ and has n roots. It is the zero polynomial. Thus $S^a / \prod_j (S - s_j) = \sum_i s_i^a / [(S - s_i) \prod_{j \neq i} (s_i - s_j)]$.

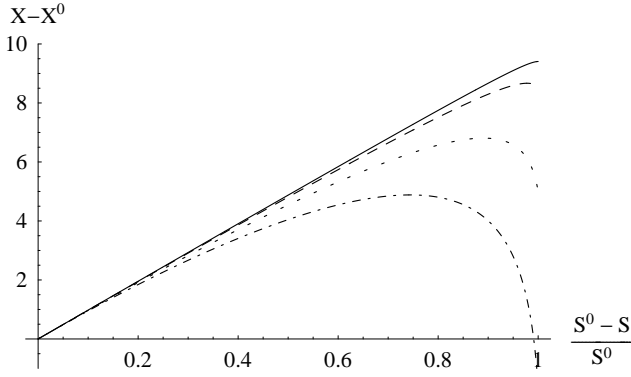


FIG. 3: Biomass concentration as a function of substrate concentration, accounting for cell death. κ is (in kg/L hr) 25 (dashed line), 5 (dotted line), and 2 (dot-dashed line). The solid line corresponds to the absence of cell death ($\kappa \rightarrow \infty$).

Cell death

Inhibitions can slow fermentation but they cannot make the biomass decrease. In order to account for a decrease in viable biomass, cell death must be included in the model. Equation (2) becomes [13]

$$\frac{dX}{dt} = \mu \frac{S}{S+K} X - \frac{P}{\kappa} X \quad (10)$$

where κ is a constant (g/L hr). The first term is biomass growth and the second term is biomass death. The way Eq. (1) was written dX/dt was the same as biomass growth. But in order to use Eq. (10) one needs to distinguish between the change in the biomass due to growth (which will result in sugar consumption) and the effect of death (which has no effect on S). dS/dt depends only upon the growth part of dX/dt .

Writing dS/dX as a function of S and separating variables, one obtains

$$\begin{aligned} \frac{dX}{\mu \tau} = -dS + \frac{dS}{1+S/\sigma} + \frac{P^f + \alpha \sigma}{m Y \kappa} \frac{dS}{1+S/\sigma} \\ - \frac{1}{\kappa} \left[\frac{\alpha}{2\mu} d(S - S^0)^2 + dS \left(\frac{\tau \alpha K}{Y} - \frac{P^0}{\mu} \right) \right]. \end{aligned} \quad (11)$$

The first two terms of the right-hand term are present even without cell death. The other terms are proportional to $1/\kappa$ and are therefore the contributions of cell death. Cramer et al. [15] found a value for κ close to 5 kg/L hr. Figure 3 shows biomass as a function of substrate concentration for several values of κ . If κ is small, S may not go down to 0 (stuck fermentation) as shown by the dot-dashed line in Fig. 3.

The value of S at which X is maximum can be readily obtained from Eq. (11) by setting $dX/dS = 0$. It is the solution to a quadratic equation. Although this is not complex, the expressions are bulky and this calculation and that for X^m are left to the reader as exercises. The

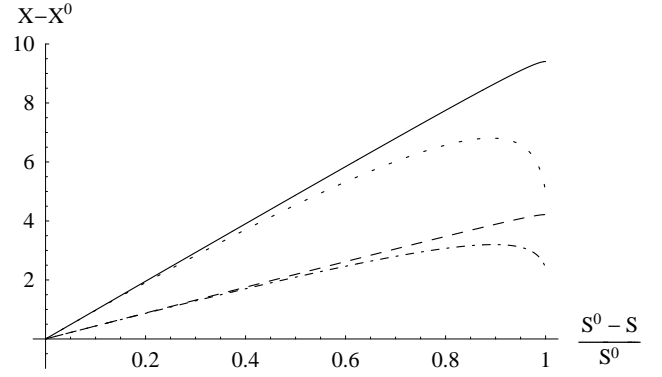


FIG. 4: Biomass concentration as a function of substrate concentration. The solid line corresponds to the absence of inhibition and cell death. The dashed line is for product inhibition alone ($K_2 = -180$ g/L) and the dotted line for biomass death alone ($\kappa = 5$ kg/L hr). The dot-dashed line shows the combination of the two effects.

final biomass content, X^f , can also be easily obtained. One can notice that, to second order in $1/\kappa$,

$$X^f = X^m - \frac{K}{2m\mu} \left(\frac{P^f}{\kappa} \right)^2 + o\left(\frac{1}{\kappa^2}\right). \quad (12)$$

There is no first order contribution. When κ is large, the biomass saturates but does not decrease (e.g., dashed line in Fig. 3). The second order term is necessary to prevent a monotonic biomass growth.

We have obtained X as a function of S in the case of an arbitrary number of inhibitions, Eq. (8), and in the case of cell death, Eq. (11). It is also possible to account for both effects by merging Eqs. (7) and (10)

$$\frac{dX}{dt} = \frac{\mu'}{K_1} \frac{S}{\prod_i (1+S/K_i)} X - \sum_i \frac{P_i}{\kappa_i} X. \quad (13)$$

Letting $\{s_i\}$ the roots of $\mu' S + m K_1 Y \prod_i (1+S/K_i)$, as in Eq. (8), we have

$$\begin{aligned} \frac{m}{\mu'} dX = \frac{1}{\mu'} \sum_i d \left(\frac{2P_i^f - \alpha_i S}{2\kappa_i} S \right) \\ - \sum_i \frac{s_i \prod_{j \neq i} K_j}{\prod_{j \neq i} (s_i - s_j)} \left(1 + \sum_j \frac{P_j^f - \alpha_j s_i}{m Y \kappa_j} \right) \frac{dS}{S - s_i}. \end{aligned} \quad (14)$$

If $\kappa_i \rightarrow \infty$ for all i , we recover Eq. (8). Figure 4 shows X as a function of S when both product inhibition and cell death occur.

Figure 5 shows X as a function of S for special values of κ and K_2 leading to a stuck fermentation in the case of cell death without product inhibition (dotted line) but no stuck fermentation if there is inhibition without cell death (dot-dashed line).

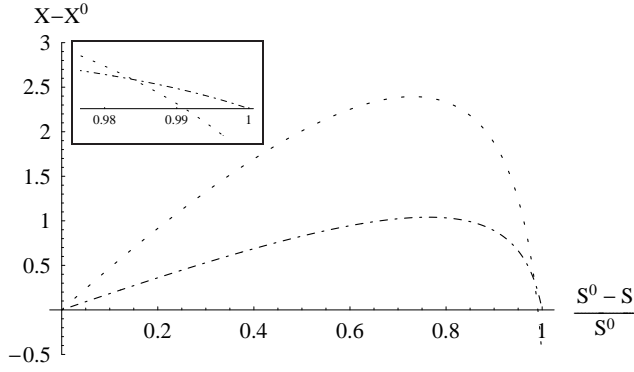


FIG. 5: Biomass concentration as a function of substrate concentration. The dotted line is for biomass death alone ($\kappa = 1.7$ kg/L hr) and the dot-dashed line shows the combination of product inhibition and death ($K_2 = -80$ g/L and $\kappa = 1.7$ kg/L hr). In both cases $S^0 = 50$ g/L.

Conclusion

By eliminating time from the kinetic equations, one can solve them in phase space, i.e. the biomass concentration is obtained as a function of the substrate concentration. It is then possible to obtain an analytical expression for the effect of an arbitrary number of substrate and product inhibitions combined with cell death, without assuming constant yield. Once parameters are obtained for a certain process, substrate and product concentrations can be obtained analytically from the measured biomass

concentration in order to follow the evolution of the fermentation. Also maximum and final biomass values can be written explicitly.

Nomenclature

K	inhibition coefficient	(g/L)
m	maintenance coefficient	(hr ⁻¹)
P	product concentration	(g/L)
S	substrate concentration	(g/L)
s	a root of $\mu'S + mK_1Y \prod_i(1 + S/K_i)$	(g/L)
t	time	(hr)
X	viable biomass concentration	(g/L)
Y	biomass yield	
α	stoichiometric coefficient	
δX	$(X - X^0)/(X^m - X^0)$	
δS	$1 - S/S^0$	
κ	cell death coefficient	(g/L hr)
μ	maximum specific growth rate	(hr ⁻¹)
σ	characteristic content from Eq. (4)	(g/L)
τ	characteristic time defined in Eq. (4)	(hr)

Superscripts

0	initial value
f	final value
m	maximum
\prime	$\prod_j' K_j = \prod_{j \geq 2} K_j$

-
- [1] R. Marin, Am. J. Enol. Vitic. **50**, 166 (1999).
 - [2] D. A. Mitchell, O. F. von Meien, N. Krieger, and F. D. H. Dalsenter, Biochem. Eng. J. **17**, 15 (2004).
 - [3] F. Acevedo, CRC Crit. Rev. Biotechnol. **6**, 309 (1987).
 - [4] G. A. Hill and C. W. Robinson, Chem. Eng. J. **44**, B69 (1990).
 - [5] J. Monod, *Recherche sur la croissance des cultures bactériennes* (Hermann, 1941).
 - [6] C. D. Bazua and C. R. Wilke, Biotechnol. Bioeng. Symp. **7**, 105 (1977).
 - [7] I. Holzberg, R. K. Finn, and K. H. Steinkraus, Biotechnol. Bioeng. **9**, 413 (1967).
 - [8] S. Aiba, M. Shoda, and M. Magatani, Biotechnol. Bioeng. **10**, 845 (1968).
 - [9] T. K. Ghose and R. D. Tyagi, Biotechnol. Bioeng. **21**, 1401 (1979).
 - [10] G. K. Hoppe and G. S. Hansford, Biotechnol. Lett. **4**, 39 (1982).
 - [11] C. S. Ough and M. A. Amerine, Am. J. Enol. Vitic. **14**, 194 (1963).
 - [12] G. P. Casey and W. M. Ingledew, CRC Crit. Rev. Biotechnol. **13**, 219 (1986).
 - [13] J. E. Bailey and D. F. Ollis, *Biochemical engineering fundamentals* (McGraw-Hill, New York, 1977).
 - [14] I. Caro, L. Pérez, and D. Cantaro, Biotechnol. Bioeng. **38**, 742 (1991).
 - [15] A. C. Cramer, S. Vlassides, and D. E. Block, Biotechnol. Bioeng. **77**, 49 (2001).
 - [16] G. R. Cysewski and C. R. Wilke, Biotechnol. Bioeng. **18**, 1297 (1976).
 - [17] G. R. Cysewski and C. R. Wilke, Biotechnol. Bioeng. **19**, 1125 (1977).
 - [18] B. L. Maiorella, H. W. Blanch, and C. R. Wilke, Biotechnol. Bioeng. **25**, 103 (1983).
 - [19] R. Thatipamala, S. Rohani, and G. A. Hill, Biotechnol. Bioeng. **40**, 289 (1992).
 - [20] H. H. Topiwala and C. G. Sinclair, Biotechnol. Bioeng. **13**, 795 (1971).