

The Computational Theory of Biological Function I — The Kinematics of Molecular Trees

Ron Maimon

May 24, 2019

Abstract

This series presents an approach to mathematical biology which makes precise the function of biological molecules. Because biological systems compute, the theory is a general purpose computer language. I build a language for efficiently representing the function of protein-like molecules in a cell. The first paper only presents the kinematic part of the formalism, but this is already useful for representing large-scale protein networks. The full formalism allows us to investigate the properties of protein interaction models, ultimately yielding an estimate of the random-access memory of the proteins, a measure of their capacity for computation.

1 On Biological Function

We can understand the struggle for existence which characterizes the biological world as a competition for computational resources. The computer is the organism, and the program is its behavior. The computing on the cellular level is done by molecules and molecular complexes, which control the transformation of the information encoded in their configurations. Although the computation is internal, the resources to continue it come from outside.

If we view life in this way, the goal of an organism is to reorganize as large a part of the physical world as possible to perform its computation. Replication is one way of arranging this, but so is growth and uptake of nutrients— any process which lets the program of the organism expand. Because the total available memory and processing is limited, organisms must compete with one another.

A mathematical theory of biological function is a precise description of the internal program of an organism. The goal of is to describe it abstractly, in a formal language which describes the data and algorithm, not the physical motions of the parts. Since the smallest computing objects in a cell are molecules, the first practical objective is to find a description of molecular interactions.

2 A Physical Description Is Too Large

We want to describe the function of biological molecules, so we start with the a physical description of their state. Biology is classical, so this is ultimately just the position and velocity of all the atoms. This data is not only enough to predict the biological behavior, it is clearly much too large.

We might try to find a smaller collection of variables which can still predict the motion, at least statistically. For example, instead of describing the position of every atom, we describe the relative angle between amino acids. We might then describe the statistics of the shape of a molecule by writing equations of motion for the evolution of the angles. But no matter how we try to truncate the physics, we always end up with many more variables than a biological experiment would suggest are necessary. If we want to understand biology, we must understand why.

The reason is that different bits of information in a physical description have vastly different computational roles, and most of these bits can't compute. Some randomize effectively instantly, like those that describe the position and orientation of all the free water molecules. These bits cannot be used to store information. Others are locked up in integrable motion, and although these bits can store data, they can't manipulate it in a complex enough way.

To illustrate, imagine you are given complete control of the atmosphere of the earth. You set up enormous fans and arrange the wind to blow any way that you like, and you encode some data in the velocity. The fans are taken away, you come back a few months later and try to recover the information you encoded. You fail, because all the information has been erased by the chaos.

On the other hand, if you are given complete control of a regular system, like the moons of Jupiter, you can arrange the radii and phase of the orbits to store data forever. But if you now try to find the output of a general program using the moons as your computer, you will fail. Because the system is regular, the behavior after an arbitrarily long time can be predicted by a computation of almost fixed size. We transform to action-angle variables, then time evolve the system in these coordinates, and transform back. The behavior of a general algorithm at time t can only be predicted by a computation which takes time t , so the moons cannot execute an arbitrary algorithm. A regular system cannot compute.

But neither can a strictly chaotic system, because the chaotic system has no memory. So to describe a natural computation, we must ignore any behavior which is chaotic or regular. The biology is whatever is left.

3 A Theory Is A Language

The *biological state* of a cell is the smallest collection of data structures which we can use to predict its behavior. The biological state must have an effectively infinite memory capacity, like a very large regular system, and a dynamics which cannot be predicted except by simulation. The bits must be neither regular nor chaotic, but computational.

Since every biological system always includes chaotic subsystems, the computation has access to a random number generator. When we claim that biological systems cannot be predicted, we are making a statement about computational undecidability. But the undecidability of random computation is not an immediate consequence of the undecidability of deterministic computation. In the appendix, I will show that random computation is undecidable too, although with different time bounds. We can conclude that the behavior of a general biological system is unpredictable in the strongest possible way.

If we can't predict the behavior, what kind of theory are we supposed to build?

The answer is clear if we consider program size. Although we cannot predict the large-scale and long time behavior of a computation, we can find effective description for the parts. Just as we ignore non-computing physical bits to arrive at the biological state,

we can also try to minimize the number of functional bits once we know the algorithm. The goal of theory is to approach the smallest possible computational description.

A mathematical theory of biological function then is a language, one that describes the computation of the biological system as efficiently as possible. Because the system is complex enough to embed a general purpose computer, we need a general purpose computer language.

4 Three Axioms For a Language of Types

I divide the molecules in the cell into two types, *protein-like* and *RNA-like*. The RNA-like molecules are those that carry sequence—the nucleic acids. If we want to describe the dynamics of these molecules, we need to know what sequence they carry. The protein-like molecules include sugars, lipids, and proteins, whose interactions do not depend on the precise sequence, but on the conformation and binding of domains.

Protein-like molecules come in distinct types, and two molecules of the same type potentially carry the same information. So I only need to describe all the configurations of each of the different types, and from that I should be able to reconstruct the configurations of the individual molecules.

There are certain natural properties which a language describing molecular types should have, and I formalize these in the following axioms:

1. I should be able to add a new type to the description whose molecules have only one configuration and aren't bound to anything. A molecule of this sort is called an *atom*.
2. If I can describe two types, A and B, I should be able to add $L = \{ A \ B \}$, a type called the *likebox* of A and B which describes a molecule which can be either A or B. A molecule of type L carries one bit i as part of its state, and if $i = 0$, a state of A, and if $i = 1$ a state of B.
3. If I have two types, A and B, I should be able to declare that they are *linked*, written A-B. This means that whenever a molecule of type A is found, it is always attached to a molecule of type B.

These axioms, appropriately interpreted, determine a unique minimal formalism which is apparently expressive enough to efficiently describe the kinematics of the protein-like molecules in a cell.

I haven't defined the axioms precisely, because the most constructive definition uses the linkbox normal form, and this is hard to motivate immediately. Until I do this, the discussion will be intuitive.

Yet even on the intuitive level, the last axiom is ambiguous. Suppose I create three atoms **a**, **b** and **c**, and declare that they are linked in the following pattern **a-b, b-c, c-a**. Every time I have a molecule of type **a**, it must be linked to a molecule of type **b**, which in turn is linked to a **c**, which is linked to an **a**. But is this **a** a new **a** or the same **a** that started the loop? If it's the same **a**, then the linkage only describes the binding of three molecules. If it is a new **a**, the molecules form an infinite chain $\dots - \mathbf{a} - \mathbf{b} - \mathbf{c} - \mathbf{a} - \mathbf{b} - \mathbf{c} - \dots$.

I will always resolve the ambiguity in favor of infinite chains. Whenever a sequence of linkages closes a loop, an explorer traversing the loop comes to a different molecule. This means that the molecules can never bind in a circle, so the formalism will only describe molecular trees. This is not as much of a restriction as it seems, because any

circle of binding can be unwrapped to form a chain, in the same way that a topological space can be unwrapped along its cycles into its simply connected cover. By adding some group theory, we will be able to describe the circles too.

We don't need three types to bind to close a loop. If I link two atoms **a** and **b** twice **a** is bound to **b** which is bound to another **a** in an infinite chain. This suggests the right way to interpret self-binding— **a-a** makes an infinite polymer.

5 Examples Building Up To The General Case

Let us form atoms **a,b,c,d** and place them in a likebox $L_1=\{\mathbf{a} \ \mathbf{b} \ \mathbf{c} \ \mathbf{d}\}$. Let us also form atoms **e f g** and place these in a likebox $L_2=\{\mathbf{e} \ \mathbf{f} \ \mathbf{g}\}$. I haven't defined how to form a likebox with more than two elements yet, but there are several obvious ways. I can build a four element likebox from pairs by making $\{\{\mathbf{a}_1\mathbf{a}_2\}\{\mathbf{a}_3\mathbf{a}_4\}\}$, and nesting further, I can build any power of two. Combining powers of two, I can form any number, and the number of bits that describe the state of the likebox only grows as the logarithm of its size.

So I can equally well describe the state of an n element likebox using an integer *index* i between 0 and $n-1$, followed by the state of the i 'th element. In particular, a molecule of type L_1 has four possible states, while a molecule of type L_2 has three.

Now I will link L_1 and L_2 . This forms a *linkbox* $N = L_1 - L_2$, which is the type of the molecule of L_1 joined to L_2 . Since L_1 had four states and L_2 three, a molecule of type N has twelve possible states. These are described by two integers, one for the index of L_1 and one for the index of L_2 . I will write the twelve states of N as a list of the indices: $N<0,0> \ N<0,1> \ N<0,2> \ N<1,0> \ \dots \ N<3,2>$.

If I form a linkbox from k likeboxes with n_1, n_2, \dots, n_k new atoms, it will have $n_1 n_2 \dots n_k$ different states, and these are specified by giving k successive indices, each in the appropriate range.

But in order to form a linkbox from k likeboxes, I have to specify how to link more than two elements. I do this by linking all the elements successively in a line. I should not close a loop, or I would get an infinite chain.

For the next example, I create atoms **b'** and **b''** and link them. Next, I form two likeboxes $L_1=\{\mathbf{a} \ \mathbf{b}'\}$ and $L_2=\{\mathbf{c} \ \mathbf{b}''\}$, and two more likeboxes $L_3=\{\mathbf{p} \ \mathbf{q}\}$ and $L_4=\{\mathbf{r} \ \mathbf{s}\}$ where **p q r s** are new atoms. Finally, I link the likeboxes to form $N_1 = L_1 - L_3$ and $N_2 = L_2 - L_4$. What are the configurations?

N_1 can be in two possible states in the first position, either **a** or **b'**, and in two possible states in the second position **p** or **q**. Likewise, N_2 has two possible states in the first position, which are either **c** or **b''** and two in the second position **r** and **s**. If a molecule of type N_1 has a **b'**, it is necessarily linked to a **b''**, which itself is part of N_2 , and therefore links to one of **r** or **s**. So we have described two molecules which can bind each other, and each carries two other independent configurations.

I will write the four unbound molecules in this way

$N_1<0,0>$ $N_1<0,1>$

$N_2<0,0>$ $N_2<0,1>$

and the four bound complexes as

$N_1<1-N_2<1,0>,0>$ $N_1<1-N_2<1,1>,0>$

$N_1<1-N_2<1,0>,1>$ $N_1<1-N_2<1,1>,1>$

I will explain the notation fully in the next section. For now, it's enough to know that the indices resolve which likebox configuration is carried by each molecule, and the hyphen resolves any linkbox linked to the current one. This method of writing down the

configurations doesn't generalize to arbitrary linkboxes and likeboxes, but it works for any normal form.

Now suppose I construct atoms a' a'' and link them. I will now construct a linkbox $D = \{p \ a' \ a''\} - \{r \ s\}$. The new thing here is that the first likebox contains two objects which are themselves linked. What does this represent?

If D has a p in the first position, there are two possible states, depending on whether the state in the second position is r or s . If D contains the state a' , however, it must be attached to an a'' , which is necessarily part of another D . This second D has a' in the first position, but it can have either r or s in the second. So this describes a molecule which can dimerize, and independently of the dimerization has two conformations it can assume. There are six different configurations, one of which is $D<1-D<2,0>,1>$, which describes a dimer with one of the components carrying an r , and the other carrying an s . Note that this is a different dimer than $D<1-D<2,1>,0>$.

If I construct a likebox of k linked atoms and place it in a linkbox, the linkbox describes a molecule which can form a k -mer.

Let me again construct two linked atoms $a'-a''$, and from them form the linkbox $A = \{p \ a'\} - \{q \ a''\}$. This linkbox can also bind to itself, but now the self binding is through atoms in different likeboxes. A molecule of type A can have a p or an a' in the first position, and if it contains an a' , it is linked to another molecule of the same type with an a'' in the second position. We know that this second molecule has an a'' in the second position, but we don't know if it has a p or an a' in the first position, and if it has an a' , it is linked to a third molecule. This third molecule can bind a fourth, and so on. So this example is a molecule which can bind into polymers of arbitrary length. One of the polymers is described by the string $A<0,1-A<1,1-A<1,0>>>$.

If I construct a linkbox of k likeboxes, each containing one of a linked chain of atoms, it describes a molecule which polymerizes into a Bethe-lattice with branching factor $r = k(k-1)$. The number of molecules n bonds away from any initial one is $r(r-1)^{n-1}$.

For the last example, construct atoms b' b'' b''' b'''' and link them in a sequence $b'-b'', b''-b''', b'''-b''''$, abbreviated as $b'-b''-b'''-b''''$. Next construct linked atoms $b'-b''$, and unlinked atoms $c \ d \ e$.

Form three likeboxes $L_1 = \{c \ a' \ b'\}$, $L_2 = \{d \ a''\}$, and $L_3 = \{e \ b'' \ b''' \ b''''\}$ and link L_1 and L_2 to form a linkbox $N_1 = L_1 - L_2$. I will consider L_3 itself to be a linkbox, although it is not linked to anything else. The linkbox $N_2 = L_3$ contains exactly one likebox.

The configurations of N_1 and N_2 can be understood from the discussion above. N_1 polymerizes, unless it attaches through b' to a trimer of N_2 molecules. This configuration describes two molecules which can form a three-pronged trident, which can grow arbitrarily far at any of the ends.

So it is clear that the three axioms can produce complicated enough patterns of binding. In the next section, I will systematically study the types that occur.

6 Linkbox Normal Form

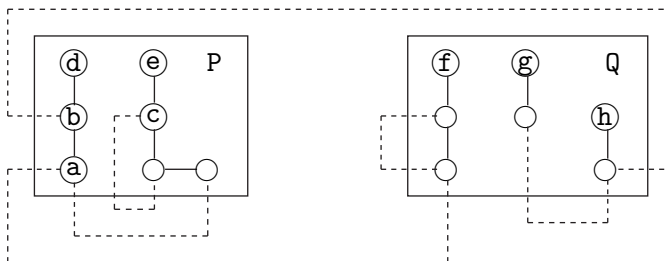
All the examples were built by following this recipe:

1. Construct new atoms and partition them into disjoint classes in two arbitrary ways, by their "state" and by their "switch".
2. Link all atoms of the same state in linear chains, being careful not to close a loop.
3. Put all the atoms of the same switch in a likebox.
4. Partition the likeboxes into classes, and make one linkbox out of each class by linking all the likeboxes in a linear chain.

A collection of types constructed in this way is said to be in *linkbox normal form*, and there is a nice way of representing it as a diagram.

We draw a circle for every atom, and a dashed lines that connect the circles of the same state. Each connected component of the dashed-line graph is a *state* of the diagram. We draw solid line between circles of the same switch, and each clump of circles connected by solid lines is a *switch*. Finally, we draw a rectangle around each class of switches linked together, in such a way that the rectangle surrounds all the solid lines in the switches it contains, but none of the dashed lines. This rectangle is a linkbox.

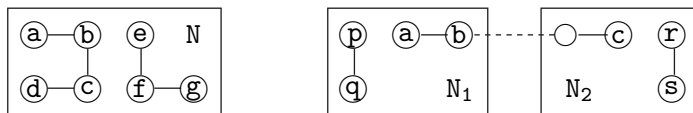
For example, if I form atoms $a'-a''-a'''-a''''$ $b'-b''-b'''$ $c'-c''$ d e f g h linked as indicated, and make two linkboxes $P=\{d\ b'\ a'\}-\{e\ c'\ c''\ a''\}$ and $Q=\{f\ a''' \ a''''\}-\{g\ b''\}-\{h\ b'''\}$ the corresponding diagram is:



The diagram representation is better because we don't have to give everything a name. In the diagram, the state-circle labeled **a** corresponds to the atom named a' . The circles you reach from **a** by following dotted lines are a'' , a''' and a'''' . Likewise for the circle labeled **b**, which includes the b family of atoms, and the circle labeled **c**, which includes the c s. The circles which occur unconnected to dotted lines are *unbound states*, and they are d e f g and h .

The picture also suggests a molecular interpretation— each box is a different kind of molecule, each switch is a binding domain of this molecule, and each circle a binding state of the domains that it appears in. Circles connected by dotted lines are connected states, which in the diagram are thought of as one shared state. For this reason, the dotted lines are called *equivalence lines*.

The kinematics of this example is complicated, because it was chosen to illustrate the most general case. I will understand the kinematics of simpler examples first, and then come back to it. The first two examples are familiar:



These represent the molecule with twelve internal states and the pair of molecules which bind. The next two examples are also from the previous section, but this time I will omit the state names.



D is the first-domain dimer, A is the linear polymer.

When I don't explicitly name states in the same switch, I will put them in a definite arbitrary order, so that the index is well defined. The order is from left to right and top to bottom, like English text, with the exception that more highly linked states come after sparsely linked ones. States which link four domains come after states which link three, and unbound states come first of all. The order of the switches in a linkbox is by the English-language order of state-circle zero, and the order of anonymous linkboxes is by the English language order of their top-left point.

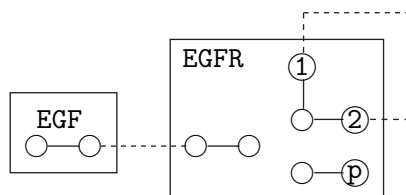
We describe a configuration of a linkbox is by a text string which has the linkbox name followed by a list of numbers, e.g. A<1,1>. The numbers may then be followed by a hyphen and a plus separated list of more linkbox names, each of which can be followed by more numbers. One of the configurations of D is D<0,0>, which is D unbound. D<1-D<2,0>,1> represents the formed dimer, with the two monomers in different phosphorylation states. A<0,1-A<1,1-A<1,1-A<1,0>>>> is a fourfold bound A. One configuration of the P-Q diagram is:

```
Q<    1 - Q<2,0,0> + P<2,1-P<0,2>> + P<0,3>,
      1-Q<0,0,1>+P<1,2-P<0,1>>,
      0
    >
```

One nice thing about this representation is that I can omit the internal names without ambiguity, e.g. A<0,1-<1,1-<1,1-<1,0>>>, and omit certain numbers which are demanded by consistency, e.g. A<0,<,<,<,<0>>>>, D<1-<,<0>,1>. This is fine as long as I can unambiguously reconstruct the molecules. D<<,<0>,1>, for example, is *not* allowed, because this could be interpreted as either D<1-<2,0>,1> or D<2-<1,0>,1>.

To show that the description is useful, the next examples are drawn randomly from models implicitly described in the biology literature.

The first one describes the binding of **EGFR**, a receptor which binds **EGF**. The model is that **EGF** binds **EGFR**, then dimerizes and autophosphorylates. A kinematic diagram for this process is:

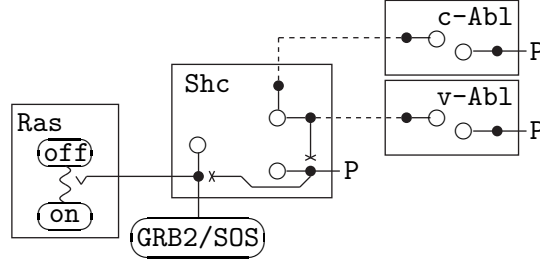


Whether this story is physically true in the details is not so important. What is important is that it predicts the behavior of **EGF** in a wide variety of signaling experiments, and therefore captures the function with a minimum number of bits.

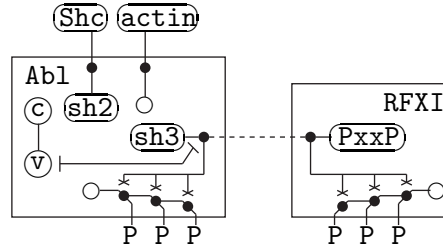
The active states of **EGFR** are **EGFR**<1,1,p> and **EGFR**<2,1,p>, left and right phosphorylated monomers components of a dimer. The states 1 and 2 of the dimerization domain are numbered in English language order, but to help the new reader, I put the numbers in. **EGFR**<1-<2,1,1>,1,1> or **EGFR**<1-<2,1,p>,1,p> is a doubly active complex.

The second diagram describes a model of **c-Abl/v-Abl** activation of **Ras**, implicitly described in [2]. **c-Abl** is a cell signaling protein with known activity on both **p73** and **Shc**, while **v-Abl** is a variant expressed during viral infection. This diagram includes some dynamical information, but it is easy to reconstruct the kinematics—replace each vertex by a circle, replace every squiggly line by a solid line, and ignore the lines that ends in ‘>’ and ‘x’. The kinematics of the switch in **Shc** guarantees that the binding of

the two variants of **abl** is competitive. There is one construction which is not in normal form— **GRB/SOS** is a diagrammatic atom. It can be interpreted as a linkbox with one switch that binds **Shc**.

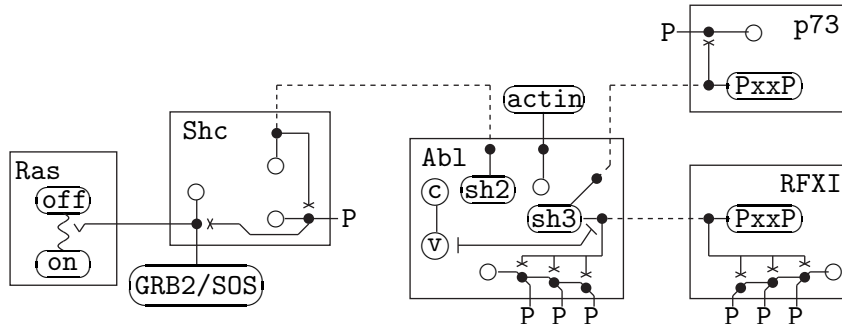


A diagram can be drawn in many ways— the function is a function of the model. The **Abl** diagram in particular has different form, in which the **c-Abl** and **v-Abl** linkboxes are combined. This is the form I will use to describe the in-vitro experiments described in [3], which studied the differential binding of **c-Abl** and **v-Abl** to **RFXI** on the **p73** binding domain. This diagram is derived from an in-vitro experiment, so it contains more detailed information.



This diagram also contains a new kinematic construction: a *kinematic inhibition*. This is the line ending in vertical bars. A kinematic inhibition forbids two states from occurring together in the same molecule. This construction can almost be translated into normal form, and I will discuss how to do this in the next to last section. The chains of phosphorylation also need comment, since they do not consider the independent phosphorylations, only the net phosphorylation state. This is an approximation, accurate if the function of a molecule only depends on the net charge. The information capacity of a molecule whose function is only sensitive to net charge is much smaller than one whose function depends on the detailed pattern of phosphorylation.

In principle, these diagrams should not be combined, since the models come from different sources. I will do so anyway, and add a little bit more function on **p73** [4]. The larger diagram may not be a correct model of anything anymore, but it is useful for qualitative prediction of function, as a starting point for a quantitative model, and for analyzing the information processing capacity of protein networks.



This process can be iterated to produce maps of the function of thousands of proteins, in various levels of detail.

Now I will come back to the arbitrary example which began the section. This diagram describes two molecules P and Q. P polymerizes through a binding of its first and second domain, and every adjacent pair in the polymer is necessarily also attached to a pair of Q molecules, dimerized in their first domain. Each Q molecule has a second and third domain, and it can polymerize by binding them together. Every pair of polymerized Q molecules must be joined to a P, unpolymerized in its first domain, but possibly polymerized or dimerized in its second domain. Dimerized? Yes, because any P unpolymerized in its second domain can dimerize by a binding of this domain to itself. Although it is hard to express the patterns of binding in English, the diagram is small and clear.

7 Syntax and Semantics of Diagrams

The *syntax* of a kinematic diagrams is a rule which tells us which diagrams are allowed. A syntactical kinematic diagram is any collection of nonoverlapping circles and boxes, lines and dotted lines, such that each line connects two circles entirely inside a box, and each dotted line connects two circles and is not entirely inside a box.

The semantics of a diagram is the collection of all molecular complexes it describes. I must define the semantics carefully, because if I make $D\langle 1-D\langle 2,0\rangle,1\rangle$ the same as $D\langle 2-D\langle 1,0\rangle,1\rangle$, there is no efficient algorithm for listing all the states. It is not a good idea to define the semantics using the resolution strings, because some strings, like $D\langle 1-D\langle 2-D\langle 1,1\rangle,0\rangle,0\rangle$, don't make any sense.

I will define the complexes of a diagram as a collection of directed graphs with ordered edges, which are easiest to understand as mutually pointing objects

A *molecule* is a pointer to a linkbox *type*, followed by a list of stats from each switch in turn.

A *stat* is a pointer to a state, followed by a list of pointers to *parent* molecules.

These must obey three consistency conditions:

1. The k -th stat in a molecule of type L must be of a type that occurs in the k -th switch of L.
2. The k -th parent of a stat of type S must be of the type of the owner of the k -th switch containing S.
3. The pointers must come in back-forth pairs: If a configuration for state S points to a molecule in position k , the molecule must point to the configuration at the position of the corresponding switch. Equivalently, if a molecule points to a configuration in switch k , the configuration must point to the molecule at the position of that switch. This is only slightly ambiguous when the state occurs more than once in the same switch, in which case the order of the back-pointers is the order of occurrence of the state-circles of the state.

There is one additional condition— non-circularity.

NC: No sequence of molecule-stat pointer hops can end on the same molecule without backtracking.

Two complexes are *equivalent* when there is a one-to-one correspondence between the molecules and stats of the two which preserves the pointer structure. More precisely, a map *respects pointing* if whenever q points to r in positions $k_1 \dots k_l$, the image of q points to the image of r in the same places. An equivalence is a bijection between complexes that takes molecules to molecules and stats to stats and respect pointing. This is an isomorphism of directed graphs which preserves order of edges.

The equivalence classes of finite complexes obeying NC define the noncircular kinematics of a diagram. This completes the tree semantics.

The *index* of a stat in a molecule is defined as the number of the stat’s type in a switch. If the state occurs more than once, this is ambiguous, and the ambiguity is resolved by the back-pointer order in the stat. If l contains s in position k , the index of s is determined by where the back-pointer to l occurs.

I will make no distinction between complexes and their equivalence classes. This means that I should check that future definitions respect equivalence, but I won’t since it is usually obvious. Complexes which don’t obey NC are called *circular*, and the *finite complexes* of a diagram include both the circular and non-circular ones.

I will extend complexes a little bit, so as to describe molecules in infinite chains. This is useful because some diagrams only have infinite configurations.

A *partial complex* is a complex (possibly circular) with *null* pointers in the place of some of the molecule or stat pointers. A null pointer cannot be dereferenced, and passes all consistency checks. This defines which partial complexes are allowed.

Observe that every pointer is checked for consistency against exactly one other pointer, this is the content of condition 4, so I can insist that only null pointers have null partners without loss of generality.

A partial complex C' *extends* partial complex C if C' contains C as a subcomplex, except with some null pointers now non-null.

Proposition: Every consistent partial complex can be consistently extended.

Proof: Replace the null pointer and its null partner with a pointer to a new object of the right type.

Two partial complexes with a stat of the same type can be *attached* if the non-null parent pointers of the two stats are disjoint. Attaching deletes one of the two configurations, and merges the two pointer lists. This can be considered an extension of either complex.

Similarly, if two partial complexes both have a molecule of the same type with disjoint places where the configuration pointer is non-null, you can merge the two molecules into one, and this is how you attach molecules. Attachment on a given set of pointers is associative and commutative— it doesn’t depend on the order of attachment— so long as you don’t try to attach two different things at the same spot.

Two partial complexes are *equivalent* if there is a one-to-one correspondence between their molecules and configurations which respects pointing. This map must take null pointers to null pointers.

I will think of a partial complex as representing the collection of its extensions. A partial complex **A** *contains* **B** if **B** is an extension of **A**. Two partial complexes *overlap* if they have an equivalent extension.

Using partial complexes, I can define infinite complexes as a limit. An infinite complex is a sequence of partial complex, each extending the previous one. An extending sequences of partial complexes **C** *interleaves* extending sequences **A** and **B** if an infinite subsequence of **A** and an infinite subsequence of **B** both occur as infinite subsequences of **C**. Two infinite extending sequences define the same infinite complex when they can be interleaved.

The cardinality of the set of infinite complexes is very easily that of the continuum. This means that their combinatorics depends on the model of set theory you like to use. It is therefore best to frame all questions in a way that is computational and absolute.

I will now define the language for resolutions, first in informal mathematics, then as a BNF.

A *linkbox resolution* is a linkbox name followed by a list of comma-separated switch resolutions, one for each switch in the linkbox.

A *switch resolution* is an integer index *i* between 0 and the size of the switch, followed by an optional hyphen and plus separated list of linkbox resolutions.

These definitions form a recursive pair, which given a diagram define a language of text strings. The consistency conditions are:

R1: The number and type of linkbox resolutions in a switch resolutions are one less than the number and type of linkboxes that the *i*-th state of the switch is linked to by dotted lines. This is one less than the number of places the state circle appears.

R2: The number and type of switch resolutions in a linkbox resolutions are the number of switches in the linkbox.

The BNF of resolutions restates the informal definition, but it defines how to build a tree from a resolution using any standard parse tree construction algorithm. Here it is:

```
linkbox_resolution_list:  linkbox_resolution_list |
                           linkbox_resolution_list '+' linkbox_resolution
linkbox_resolution:      LINKBOX ['<' state_resolution_list '>']
state_resolution_list:   state_resolution_list |
                           state_resolution_list ',' state_resolution
state_resolution:        [ INTEGER ['- ' linkbox_resolution_list]]
```

Square brackets surround optional constructions. The tokens are linkbox names and integers. This is everything, except for a little nesting context sensitivity. Inside angle-brackets, we remember the linkbox we are resolving, and as we pass each comma, we

keep track of the switch.

A resolution *builds* a partial complex C following the BNF parse tree construction. When this algorithm fails the resolution is *inconsistent*, and this condition defines the resolution syntax. All algorithms act by filling in pointers of partial complexes, and the end result can be partial. The partial complex corresponding to the top node of the parse tree is the meaning of a resolution string, and since partial complexes are identified with the collection of all their extensions, resolutions naturally define *classes* of complexes.

The object constructed at each node is described below:

linkbox_resolution_list: makes a list from the molecules that its second rule eats.

linkbox_resolution: creates a new molecule of type the linkbox, and attaches it to the stat list from the **state_resolution_list** node below checking R1. If there is no list, the molecule is null.

state_resolution_list: makes a list of stats from its second rule.

state_resolution: creates a stat of type the i -th state of the current switch, where i is the integer argument. If there is no integer, it builds a null state. If there is a **linkbox_resolution_list**, it attaches the state to the molecules in the list checking R2.

Observe that the context is only used to figure out what the integers mean. If we were to name every state-circle, and identify the state-circles by names instead of numbers, the grammar would be context free.

Proposition: The resolution syntax constructs every noncircular partial complex.

Proof: I will work with the context-free form. The parse tree of the grammar can be any tree with any amount of branching, and the branching occurs right below the **linkbox_resolution** and **state_resolution** nodes. The build algorithm builds a link-stat tree of the same shape as the parse tree, since it attaches every level to the one below. At any node, I can put a null molecule or a null stat, since the rules for **linkbox_resolution** and **state_resolution** include these as options. The attaching operation adds pointers in back-and-forth pairs—pointers are not allowed to overwrite each other during an attaching. So we automatically satisfy condition 4. This excludes strings like $D<2-D<1-D<2,0>,0>,0>$ which could conceivably make sense.

To build circular complexes, we must allow the resolutions to contain local variables which can be used in place of molecules or stats. This means that any identifier may be used in a resolution. The identifiers are introduced either by a name alone or by a name followed by an equal sign.

The variables are set equal to the resolution constructed at the deepest node where they occur. They are extended wherever they occur again in the parse tree, using the same algorithms that attach other partial complexes. If a pointer is ever overwritten with a different value, the resolution is inconsistent. The expression $r=A<1,1-r>$, for example, describes a molecule of the linear polymer which tried to polymerize, but ended up binding to itself. $r=D<2-D<1-r=D<2,s=0>,1>,s=0>$ is now a consistent, but comically redundant, resolution of the dimer.

Since adding matching variables in two places in a tree closes a loop, the semantics of

resolutions with variables contains all partial complexes. Any graph can be constructed from a spanning tree with a little identification.

8 Geometric Formulation

Although I have chosen to define the semantics of the diagrams computationally, there is an equivalent geometric definition which is sometimes more intuitive. Here, the molecular complexes are a certain type of branching path in a diagram. This definition is elegant, but it makes the equivalence relation on complexes awkward.

A *state-path* is a finite nonempty sequence of pairs of state circles $(A_0, B_0), (A_1, B_1), \dots$ such that B_i is joined to A_i by a dotted line path, and A_{i+1} is a circle of the same linkbox as B_i but not joined to A_i by a solid line path, i.e. A_{i+1} and B_i are in different switches.

A *circular state-path* is formed from a state-path of length N where B_{N-1} is in the same linkbox as A_0 , but in a different switch. It is a state-path that stays a state-path after cyclic permutation. We can *cut* a circular path in N different ways to make a linear path.

Every state-path determines a noncircular partial complex in a natural way: Build an empty molecule of the linkbox containing A_0 , attach it to a configuration in the switch-position of state-circle A_0 , attach this to a new molecule of the linkbox containing B_0 , etc. This maps a state-path to a unique partial complex.

We can do the same thing for circular state-paths, but then we link the last molecule to the first. This maps a circular state-path to a circular partial complex unique up to cyclic permutation.

A state-path L' *extends* L if L is an initial subsequence of L' . A circular state-path *extends* a non-circular state path if a cyclic permutation either extends the non-circular path or coincides with it.

Proposition: Extending state-paths extends the partial complex.

State-paths correspond to connected lines of molecules, but we want trees, so the next thing to do is allow the state-paths to branch. There are many ways to extend a state paths from B_i , as many ways as there are likeboxes in B_i 's linkbox. Likewise, we can extend a state-path many ways from A , as many ways as there are circles joined to A_i by dotted lines. A branching path goes on more than one path simultaneously.

A *branching* is a pair of inequivalent extensions of the same path, neither of which extends the other. If the two paths have different starting points, the two starting points must be in different switches of the same linkbox.

Proposition: Two branching partial complexes can be attached at a unique point.

Proposition: We can consider any linear path as a branching based at any point.

Proposition: A cut circular state-path is a branching at any base point.

Proposition: If we back-extend a branching from the base-point, it stays a branching.

Since a branching chooses different directions from a point, branching linear paths define

state-path trees in the diagram. The two extensions extend different pointers of the final molecule of the state path they branch off of, so we can build a partial complex from any branching.

A *state-tree* is a collection of noncircular state-paths where each pair makes a branch.

Proposition: Every state-tree determines a unique partial complex whose extensions are the intersections of the partial complex classes defined by each state path.

Proof: Attachment does not depend on order, so I will define the partial complex as the attachment of all the partial complexes corresponding to each path. If we cannot attach a partial complex P, this implies that it attaches at a non-null point to a new type, which implies that some other path is non-null of a different type at this point, and so does not form a branching with P.

So a non-circular complex can be alternatively defined as a maximal non-circular state-tree, where a *maximal* state-tree is one which is not part of a larger state-tree. The equivalence relation is inherited from that of partial complexes.

A *circular complex* is an state-tree with some state-paths back-extensions of cut state-circles.

Proposition: Every circular complex defines a unique infinite tree which is it's simply connected cover.

Proof: Unwrap each circular path in the complex to an infinite line.

A diagram is *recursive* when it contains an infinite complex.

Theorem: A diagram is recursive if and only if it contains a closed state-path.

Proof: Since a state-path defines a partial complex, we have one direction immediately. Given a closed state path, traverse it infinitely often to make an extending chain of partial complexes. The other direction follows from the finite size of a diagram. If there are arbitrarily large state-trees, there must be arbitrarily long state-paths, since the branching rate is bounded. Each state-path can only visit finitely many different state-circles without repeating.



The diagram on the right is recursive, the diagram on the left is not.

So a linkbox which contains the same state twice in different switches forms an infinite polymer, as does a linkbox which can dimerize in two different switches.

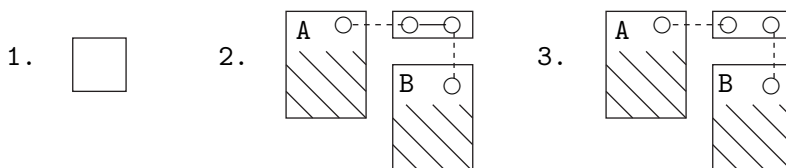
9 Axioms Revisited

So far, the only thing that I have defined precisely is the normal form, because in this case I have a diagram and a nice way of representing every complex. What about everything else? What if I make likeboxes of linkboxes and link those? Or linkboxes of already-existing linkboxes? It seems that there is a lot more work to do.

It's not true—I'm done. Because everything that can be built up by the axioms can be built in normal form, that is, by drawing linkboxes:

1. To construct a new atom, draw an empty box.
2. To construct a binary likebox of two linkboxes A and B, join two circles by a line and put them in a new linkbox. Then join one of the circles by a dotted line to a new circle in A, and the other to a new circle in B.
3. To construct a binary linkage of two linkboxes A and B, put a new circle in each box, and join the new circles by dashed lines to two circles in a box, this time without a solid line connecting them.

In picture form:



It is easy to verify that the kinematics of these diagrams reproduce the intuitive kinematics that are demanded by the axioms. But every new type constructed by the procedures above gets its own linkbox, so we can iterate the operations indefinitely, and everything stays in normal form.

We have pulled ourselves up by the bootstraps. Every collection of atoms, likeboxes, and linkages is unambiguously defined. It is now easy to check that:

Proposition: If we link an atom to itself, all the complexes are infinite (partial).

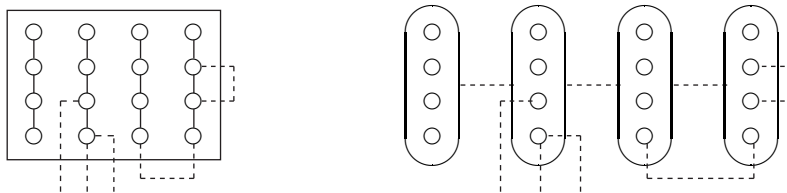
Proposition: If we make likeboxes of likeboxes, every link-path passing through the linkbox for the top likebox passes through exactly one of the children.

Proposition: In any axiomatic normal form, every state is linked to exactly one other one.

I can now extend the diagram syntax to include arbitrary likeboxes and equivalence lines. A likebox is drawn as a round-corner object surrounding the items that it contains. If the item is a likebox or a linkbox, the likebox contains the box but not any of the things inside. An empty likebox or linkbox is an atom, and a linkbox can only contain atomic states. A linkbox cannot contain another linkbox, if you want that, link the inner linkbox to a state with an equivalence line.

In principle any diagram can be drawn using only likeboxes and equivalence lines, since equivalence lines are just linkages. Such a diagram is in *likebox form*, and the syntax of this form is trivial—any collection of arbitrarily nesting likeboxes connected in any pattern. I won't draw biological diagrams this way, because then they would be incomprehensible. But likebox form makes the logical structure of the formalism clearer.

If you want to convert linkboxes to likeboxes, do this:



This is not an algorithm, but it plays one on TV.

If translate a diagram from linkbox form to likebox form, then translate back using the normal form construction of the axioms, I don't get the diagram I started with. I get something horrible instead. This means that I should define an equivalence relation which will allow me to simplify likeboxes, so that we can identify two diagrams that mean the same thing.

There are two different natural equivalences, both of which are useful. Two diagrams *have the same kinematics* when the number and type of different complexes that they describe are the same. More precisely, but still informally, the trees in two diagrams with the same kinematics are built from corresponding elementary parts which can be attached in corresponding ways. This relation is useful for enumeration algorithms, but it is too coarse for defining equivalence. Any non-recursive diagram, for example, has the same kinematics as a finite collection of atoms.

The second notion of identity preserves likebox structure, and this is the one that I will use. Two diagrams are *equivalent* when they can be transformed into each other through the following reversible moves:

1. A likebox which contains itself k times may be replaced by a likebox linked to itself k times.
2. If a likebox contains precisely one likebox, we may move an equivalence line from the inner to the outer.
3. A nonempty unlinked likebox may be deleted, its contents moved to its parent.
4. An empty likebox linked to one other likebox may be deleted along with its linkage.
5. An atom linked to two other likeboxes and not contained in a likebox may be deleted and replaced by a direct link between the two.
6. If likeboxes $L_1 \dots L_k$ are a connected component of the equivalence line graph, we can reconnect them in any way that preserves the number of distinct paths between any two likeboxes.
7. If $L_1 \dots L_k$ are a connected linkage component, we may permute their contents fixing the equivalence lines, so long as the number of distinct linkage paths between any two destinations is the same as the number of distinct paths from the sources.

A *kinematic equivalence* is any iteration of these moves or their inverses. Rule 1 allows us to forbid likeboxes from containing themselves, a good thing, since this is impossible to draw. Rule 3 can be used to remove unlinked likeboxes, and in conjunction with Rule 2, it allows us to remove likeboxes which contain exactly one likebox. Rules 4 and 5 are the most interesting ones—they let us shuffle likeboxes as long as the distinct paths between objects are unchanged. Sometimes this allows you to simplify further.

To understand these transformations, it helps to study the kinematics in likebox form. The first thing to do is to translate the notion of a link-path to likebox diagrams.

A *path* in a likebox diagram is a non-backtracking sequence of likeboxes where successive ones are either linked or one contains the other.

Proposition: Every path in a likebox diagram determines a unique link-path in an axiomatic normal form construction.

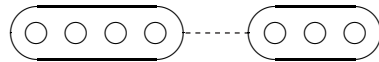
Proof: In axiomatic normal form every likebox has a linkbox associated to it, so a path is a sequence of linkboxes. If the hop is from likebox to it's container, the link-path passes through the state attached to the container. If the path is along an equivalence, the link-path passes through the two states that implement the equivalence, through the linkbox corresponding to the linkage. This map is one-to-one, since any linkage determines a unique beginning and destination, and any container determines a unique top-level destination.

Maximally branching link-paths are the same as the maximally branching paths in a likebox diagram, and these are the complexes. Since every state in an axiomatic normal form is linked to exactly one other, axiomatic link-paths only branch to different switches of a linkbox. This means that branching likebox paths only branch at linkage hops, not in containership hops. The branchings must still be ordered lists, so that $D<1-<2,1>,0>$ is still distinct from $D<2-<1,1>,0>$ even when the diagram is drawn with likeboxes.

Each of the elementary equivalences allows us to locally redefine paths in a one-to-one way:

1. Any path which hops from one of the k interior copies to the exterior copy is replaced by a path which travels along the k -th new equivalence line.
2. Any path which hops from the interior to the exterior is shortened by one hop.
3. No paths can stay in this likebox, so we can delete it and shorten the paths by one hop.
4. All paths come in one line and out the other, so it's the same as going directly between the two.
4. The path condition ensures that the paths are in correspondence.
5. ditto.

So the kinematics of equivalent diagrams is identical, as we expect. It might seem that any two diagrams with the same kinematics are equivalent, but it's not true. The diagram below is kinematically equivalent to twelve atoms, but is not transformable into them.



There is an invariant which proves this directly: the total number of unlinked empty likeboxes doesn't change under any of the elementary equivalences.

It is easy to see that permuting linkboxes, permuting switches in a linkbox, and permuting state-circles in a switch produces equivalent diagrams, and this is why we can choose the order of each of these arbitrarily.

Proposition: A likebox consisting of two atoms linked to otherwise unlinked top-level likeboxes is equivalent to the union of the two likeboxes.

Proof: The likeboxes are each joined to atoms, so we can permute their contents with the atom. The remaining atom can now be erased, leaving likeboxes unlinked, which may then be deleted.

Proposition: The normal form construction of likeboxes of likeboxes is equivalent to forming one likebox.

Proof: The last proposition performs the induction on the number of likeboxes.

Given a likebox form, we can reconstruct a reasonable size linkbox normal form equivalent to it, by the following procedure:


1. Replace all likeboxes which contain themselves by likeboxes which are linked to themselves.
2. Replace all likeboxes which are linked to themselves by likeboxes linked through an atom.
3. Replace all likeboxes linked to each other k times by likeboxes connected through $k - 1$ atoms, and only once directly.
4. Move all likeboxes to top-level by first linking them to a new top-level atom, and permuting their contents with the atom.

Now all likeboxes are either empty or only contain atoms. All linkages either join top-level likeboxes to top-level likeboxes, atoms to top-level likeboxes, or atoms to atoms, and no linkage joins two things twice.

5. Union any top-level likebox only joined to an atom with the likebox containing the atom. This collapses the likeboxes maximally into chains.
6. If a likebox L is joined to an atom A and to something else too, insert an atom a in the linkage between A and L , replace the atom by a likebox containing an atom, and move the linkage to the A from the top-level likebox to the atom.
7. Whenever top-level likeboxes close a loop, break the loop by introducing two linked likeboxes along the loop, each containing one atom. Then move the linkage from the outer likeboxes to the atoms they contain.

After step 7, all nonempty likeboxes are top-level, and linked in linear chains. This implies that they can be gathered into linkboxes, and this is a reasonable normal form for the diagram. Now if we transform back and forth from linkboxes to likeboxes, we get the same diagram back.

To convert mutual inhibition to likebox form, you can do this:



But alas, this is not right. The linkages between the likeboxes close a loop, rendering this diagram recursive. The constraint on this diagram is then that the complex formed from the loop must always return to the same molecule. Implementing these constraints efficiently is the subject of the next paper.

It is impossible to write a double inhibition in a normal form without duplicating likeboxes or introducing spurious configurations. To write mutual inhibition, we need a diagram to attach the switch composed of the likebox S_1 and one extra state x to

the likebox S_2 and one extra state y without attaching x to y . Since we don't want to duplicate the states in S_1 , we must have a path from S_1 to y . Similarly, we need a path from S_2 to x and from S_1 to S_2 . These paths combine to produce unwanted states, either connections between x and S_1 or y and S_2 . In the form we use above, both occur, since the example is recursive.

10 Uniqueness

The diagrams are formed by the axioms, and simultaneously include everything that can be formed from them. This proves that the diagrams are the unique minimal realization of the axioms. In particular, we cannot exclude all the crazy polymers.

Theorem: (minimality) Any other kinematic formalism with constant size expressions for atoms, likeboxes, and binary linkages can represent any normal form with an expression at most a constant factor larger in size.

Proof: I only need to build a diagram from the axioms, and check that the number of applications is bounded by the size. The construction is the same as the heuristic one from before.

For every state in a diagram, we construct one atom for each circle representative, and link them. This takes a number of steps proportional to the number of circles. Next form likeboxes from each of the atoms whose circles are in the same switch, which takes as many axiom applications as the sum of the log of the sizes of all the switches. As we have seen, this produces a diagram equivalent to a likebox for every switch. Finally link the switches into linkboxes in a linear chain. This last step produces a diagram equivalent to the original, and the number of operations in the last step is equal to the total number of switches.

So if we don't want polymers, we have to change the definition of linkage. The only natural alternative is to make every self binding close a loop, so that binding something to itself does nothing. This alternative formalism only describes objects with finitely many states, so it cannot describe a general purpose computer, but it is a nice way of describing finite state automata. The finite state version of this formalism excludes dimerization as well as polymerization, and is a version of D. Harel's Higraphs[5].

11 Appendix: Undecidability in Random Computation

First I will review some classical results:

Suppose program $PREDICT(P)$ purports to predict the eventual behavior of an arbitrary program P , we prove that $PREDICT$ mispredicts at least one program.

To do this, construct $SPITE$ to read it's own code and store it in a variable R , calculate $PREDICT(R)$, and then do the opposite. $SPITE$ calls $PREDICT$ as a subroutine, so it is slightly bigger than $PREDICT$ and takes a little longer to run.

A proof following this schema is a proof by *free-will*. The only subtle part is that a

program can read its own code. This is true in any model of computation, but in the classical models, we have to encode the program into its input stream or into some variable. In any modern stored-instruction computer there is nothing to do, since we can just look at the program's code in memory.

Free-will is just a picturesque restatement of the method of Post, Godel, Church and Turing:

If PREDICT predicts whether a program halts, SPITE calls predict on its own source, and if it is predicted to halt, SPITE goes into an infinite loop, and halts otherwise. So the halting problem is undecidable.

If PREDICT predicts whether SPITE returns 1 or 0, SPITE does the usual thing and so the problem of determining which programs eventually return 1 and which return 0 is undecidable. The set of all programs that return 1 is computably enumerable, as is the set of all programs which return 0. So we have two computably enumerable sets which cannot be computably separated— Kleene's formulation of undecidability.

If PREDICT predicts whether SPITE returns in polynomial time or exponential time, SPITE first ignores its input, and runs PREDICT on its code. If PREDICT says "polynomial", SPITE runs an exponential-time program on its input. If PREDICT says "exponential", SPITE just halts. The running time of PREDICT inside SPITE doesn't depend on the input, so determining if a program runs in polynomial or exponential time is undecidable. This not a classical result, but its one of many obvious applications of the classical method.

If PREDICT tells me whether an arbitrary theorem of Peano arithmetic is true or false, I write SPITE to deduce all truths of arithmetic using PREDICT, and halt only if the arithmetic statement that SPITE never halts is true. This requires an embedding statements about a computer's internal state into arithmetic, which can be done by a suitable encoding of bits into integers. So determining whether an arbitrary statement in arithmetic is true or false is undecidable. If PREDICT deduces consequences of axioms, instead of truths, the same contradiction proves a strong version of Godel's theorem.

A simple consequence of classical free will is that a general computer running for time $t + C$ cannot be predicted in time t for large enough t . This implies that a system with accessible action angle variables cannot compute, since transforming to action angle variables to accuracy n digits by convergent power series takes about n steps, and allows us to time evolve the system to a given fixed accuracy up to time $O(2^n)$.

Now I will define stochastic computation.

A *stochastic process* is an arbitrary sequence of bit-streams picked from a distribution ρ . ρ can be any probability distribution, even one with non-computable values.

A *stochastic program* is a computer program which can get an arbitrary number of bits equally likely to be zero or one. This process is an idealized random number generator, and it has a computable probability distribution.

A stochastic program P is *certainly halting* if the probability that it runs forever is

zero, if for any ϵ there is an N such that the probability of running past N steps is less than ϵ .

A program P is *statistically indistinguishable* from S if the distribution of outputs of P and S is the same.

To predict the results of a classical computation, we have to produce a definite answer. To predict a random computation, I don't need to get the right answer every time. Only the distribution of answers needs to match. This means that classical methods of proving undecidability don't work, and this is the theorem below.

Lemma: If **SPITE** is a certainly halting program, its output distribution is a continuous function of the output distribution of any stochastic process it contains as a subroutine.

Proof: We choose N large so that the probability of the program running more than N steps is less than $\epsilon/2$. **SPITE** then only calls the subroutine at most N times, so the distribution of outputs only depends on the value of the first N random variable answers. If we change the distribution of each answer by a small enough amount, we can imagine that the first N answers of the new process are the same as the old with probability $1 - \epsilon/2$, so we get the same overall output with probability $1 - \epsilon$.

Theorem: Let **SPITE** return a fixed bit-length answer, which stochastic process **PREDICT** tries to predict. **SPITE** can call **PREDICT** an arbitrary number of times with any input. Nevertheless, there exists a **PREDICT** whose output is statistically indistinguishable from that of **SPITE**, that is for which the prediction succeeds.

Proof: The distribution of **SPITE** is a continuous function of the distribution of **PREDICT** by the lemma. This defines a continuous function from the space of probability distributions on length n bit strings to itself, and since this is a simplex of dimension $2^n - 1$, the Brouwer fixed point theorem guarantees that there is a distribution which is not moved at all. This fixed point is the **PREDICT** distribution we are looking for.

So if **SPITE** tries to spite **PREDICT** just by running it, there is always a **PREDICT** which foils **SPITE**! This means that to prove undecidability we have to look inside **PREDICT** and see what it is doing. Further, if we suppose **PREDICT** can flip a coin which lands heads with probability equal to an uncomputable real number that encodes the solution to the halting problem in its digits, it can solve the halting problem to near certainty just by flipping enough coins. So we not only have to look inside **PREDICT**'s code, but we have to use the fact that the random numbers it uses have a computable distribution. This is all we need.

Theorem:(probabilistic free will) Given any certainly halting stochastic program **PREDICT** which predicts the first bit of the eventual output of **SPITE**, we can find a deterministic **SPITE** whose bit is mispredicted with probability at least $1/2 - \epsilon$ for any $\epsilon > 0$.

proof: We construct **SPITE** to spite a deterministic version of **PREDICT**, which uses a fixed nonrandom string of bits in place of random numbers. We call this new **PREDICT** with every possible nonrandom string. From the outputs, we can construct an approximation to **PREDICT**'s distribution. The number of random bits used by **PREDICT** is bounded for nearly all calls, so we only need to search finitely many strings to get the

distribution of answers to accuracy ϵ . Once we construct an approximation to the distribution of all answers, we return the least probable value, either 0 or 1. This program is deterministic, so it returns the same answer every time, and the best PREDICT can do is get the answer right $1/2 + \epsilon$ of the time.

The noteworthy thing about this theorem is the abominable time bound. To spite a PREDICT that runs in N steps on its source, SPITE needs to run for $N2^N$ steps. It should be possible to do much better, but I don't know how.

Despite that, this result proves undecidability for stochastic computation. So we learn that it is impossible to use a random number generator to guess whether an arbitrary theorem of arithmetic is true or false in a way that does significantly better than random chance. In biology, this means that probabilistic methods will eventually fail at predicting the statistics of the behavior of a generic biological system.

References

- [1] R. Maimon, S. Browning, *Diagrammatic Notation and Computational Structure of Gene Networks*, ICSB 2001 Conference Proceedings (2001).
- [2] Baughn, L. B. , Rosenberg N., *Disruption of the Shc/Grb2 Complex During Abelson Virus Transformation Affects Proliferation, but Not Apoptosis* Journal of Virology, Vol. 79, No. 4, p. 2325-2334 (2005)
- [3] Agami, R. , Shaul, Y. *The Kinase Activity of c-Abl but not v-Abl is Potentiated by Direct Interaction With RFXI, a Protein That Binds the Enhancers of Several Viruses and Cell Cycle Regulated Proteins* Oncogene 16:1779-1788 (1998)
- [4] Agami R. , Giovanni B. , Moshe O. , Yosef S. *Interaction of c-Abl and p73 α and Their Collaboration to Induce Apoptosis* Nature 399:809-813 (1995)
- [5] D. Harel, *On Visual Formalisms*, Communications of the Association for Computing Machinery 11:514-530 (1988)