

Forcing reversibility in the no strand-bias substitution model allows for the theoretical and practical identifiability of its 5 parameters from pairwise DNA sequence comparisons.

Osvaldo Zagordi*

*International School of Advanced Studies SISSA-ISAS
via Beirut 2-4, 34013 Trieste, Italy*

Jean R. Lobry

*Laboratoire BBE-CNRS-UMR-5558, Univ. C. Bernard - Lyon I
43 Bd 11/11/1918, F-69622 Villeurbanne CEDEX, France*

Because of the base pairing rules in DNA, some mutations experienced by a portion of DNA during its evolution result in the same substitution, as we can only observe differences in coupled nucleotides. Then, in the absence of a bias between the two DNA strands, a model with at most 6 different parameters instead of 12 is sufficient to study the evolutionary relationship between homologous sequences derived from a common ancestor. On the other hand the same symmetry reduces the number of independent observations which can be made. Such a reduction can in some cases invalidate the calculation of the parameters. A compromise between biologically acceptable hypotheses and tractability is introduced and a five parameter *reversible no-strand-bias condition* (**RNSB**) is presented. The identifiability of the parameters under this model is shown by examples.

I. INTRODUCTION

Darwinian Evolution is based upon the interplay of two driving forces: **mutation** of an organism features, and **natural selection** acting on the living organisms. Nowadays the role of the DNA in the evolutive processes has been recognised, and the physical basis of the mutation process has been identified. Mutation acts on the DNA and we call *mutation rate* the probability that a descendant has a difference in the genome if this is compared to that of its parents. The substitution rate is the probability of finding a difference when comparing the genomes of species to one of its ancestors.

We see that while the mutation is closely related to the biophysical process of DNA damage, or replication error etc., the substitution is the result of a mutation and of a population-dynamics process, which has spread the former to the whole population. A fundamental observation by M. Kimura in 1968 [1] argued that, in the case of neutral mutations (i.e. those mutations which have no apparent effect on the adaptation of an organism to the environment), we can deduce the mutation rate from the substitutions, as they are actually the same.

Let's consider an ancestor O at time $t = 0$ which separates into two different evolutive lineages, resulting in two different species, A and B at time t . It would be useful to define a distance between A and B and to have a tool to calculate it by just comparing the genomes of A and B .

In order to study evolutionary distance between homologous DNA sequences (descending from a common ancestor) and their consequent relationship, a model for nucleotide substitution can be introduced. Generally, the process is assumed to be a Markov chain, if some assumptions are made about the underlying process. The general hypotheses are:

- substitution rates do not depend on the position along the DNA sequence;
- they are constant during evolutionary time;
- the two evolutionary lineages have the same rates;
- DNA sequences are at the compositional equilibrium when they start to diverge (nucleotide frequencies are constant).

We will see that even with relaxing the last two hypotheses some calculations can be performed, but it is worth noting that compositional equilibrium, if the last assumption is verified, is maintained during the course of evolution.

*Electronic address: zagordi@sisssa.it

Denoting with f_i the compositional equilibrium frequency of the nucleotide i with $i \in \{A, T, G, C\}$ and with $r_{ij} = r_{i \leftarrow j}$ the substitution rate from nucleotide j to i in the unit time. The distance between two sequences, can now be defined as

$$d = 2t \sum_i f_i \mu_i = 2t \sum_i f_i \sum_{j(\neq i)} r_{ji} \quad . \quad (1)$$

Since 1969, when Jukes and Cantor proposed their first one-parameter model for nucleotide substitution in DNA, many different models of increasing complexity have been published. The general 4-state Markov model has 12 independent parameters, **G12** in fig.2 (for a review see Zharkikh [2]). This number, and consequently the model complexity, can be decreased by further conditions on the parameters, leading to a plethora of different models. A possible choice is to take into account the property of *no strand-bias*, explained in fig.1. It was introduced by Sueoka in 1995 [3] and we generally refer to it as *type 1 parity rule* or *PR1*. This rule is easily understood thinking that, scoring the substitution on one strand, the same substitution can be obtained in two ways: $A \rightarrow C$ is observed also if on the opposite strand $T \rightarrow G$.

This means that we cannot discriminate substitutions between two bases from those between their complementary bases. In symbols:

$$r_{ij} = r_{\bar{i}\bar{j}}, \quad (2)$$

where the bar means complementary nucleotide: $\bar{A} = T$ and viceversa. And $\bar{C} = G$ similarly.

The number of independent parameters is then halved, so that the following substitution rates can be introduced:

$$\begin{aligned} a &\equiv r_{AT} = r_{TA} \\ b &\equiv r_{AG} = r_{TC} \\ c &\equiv r_{CT} = r_{GA} \\ d &\equiv r_{AC} = r_{TG} \\ e &\equiv r_{CA} = r_{GT} \\ f &\equiv r_{CG} = r_{GC}. \end{aligned}$$

The notation introduced here is consistent with the one previously used by Sueoka [3] and Lobry [4] Equilibrium frequencies for such a model are easily derived from the *master equations*:

$$\dot{q}_i = \sum_j (r_{ij} q_j - r_{ji} q_i),$$

where q_i denotes in general the probability of state i .

These frequencies are given by:

$$\begin{aligned} f_1 &\equiv q_A^\infty = q_T^\infty = \frac{1}{2} \frac{b + d}{b + c + d + e} \\ f_2 &\equiv q_G^\infty = q_C^\infty = \frac{1}{2} \frac{c + e}{b + c + d + e}. \end{aligned} \quad (3)$$

The intrinsic symmetry of the model is evident. In this framework, in other words, there is only **one** independent frequency, the other being deduced by the normalization condition $2f_1 + 2f_2 = 1$. We now stress the fact that this is valid in a single strand (*type 2 parity rule* or *PR2*). If *PR1* is satisfied, then as a consequence the frequency of a nucleotide in a strand must be equal to that of its complement in the same strand.

In the following we will resume some general results regarding *PR1* algebra showing that, in many cases, it is not possible to reconstruct the supposed underlying mutation pattern because the independent parameters outnumber the possible independent observations.

II. MATERIALS AND METHODS

In this section we will give some results regarding the model introduced above, focusing on the number of actual independent possible observations.

A. General model

Given the substitution matrix $R_{[4,4]}$, whose entries are the mutation rates per nucleotide per unit of time, one can deduce the *evolutionary matrix* $P_{[4,4]}(t)$, whose entries $p_{ij}(t)$ represent the probability of finding at a certain site the base i at time t , given the base j at $t = 0$. Yet the *divergence matrix* $X_{[4,4]}(t)$ can be deduced, whose entries $x_{ij}(t)$ are the mutual probability of finding at time t the base j in a sequence, given the base i at the same site of the other sequence. Obviously, if the substitution pattern is the same for both sequences, it results in $x_{ij}(t) = x_{ji}(t)$.

It is worth noting that the divergence matrix at initial time is nothing but the diagonal matrix with nucleotide frequencies on the diagonal.

The result of an evolutive process can be synthetically represented as an initial diagonal divergence matrix, multiplied on the left and on the right by a certain number of substitution matrices (corresponding to the generation steps in the two evolution lineages), producing a final matrix

$$\begin{aligned} X(t) &= R'_m \cdots R'_2 R'_1 X(0) R_1^t R_2^t \cdots R_n^t \\ X(t) &= P' X(0) P^t \\ x_{ij}(t) &= \sum_{k=1}^4 p'_{ik}(t) f_k p_{jk}(t) \end{aligned} \tag{4}$$

where the substitution matrices can, in principle, all be different.

The entries of the divergence matrix are the experimentally observable quantities.

In our case the substitution matrix is $R_{[4,4]}$:

\uparrow	A	T	G	C
A	$1 - a - c - e$	a	c	e
T	a	$1 - a - e - c$	e	c
G	b	d	$1 - b - d - f$	f
C	d	b	f	$1 - d - b - f$

obtained under the hypotheses of *no-strand-bias*, I.E. *PR1*.

B. Non identifiability of some models

In the following we show that the mathematical properties of the *PR1* algebra are such that, dealing with the general model, the parameters to estimate outnumber the possible independent observations, so that the model is untractable. As seen in eq.(4)

$$X(t) = P' X(0) P^t.$$

Now, several cases are possible, depending on whether $P' = P$ or not. In the following, we will assume that $X(0)$ is already at compositional equilibrium, I.E.

$$\begin{aligned} q_A^0 &= q_T^0 = f_1 = x_{AA}(t=0) = x_{TT}(t=0) \\ q_C^0 &= q_G^0 = f_2 = x_{CC}(t=0) = x_{GG}(t=0) \end{aligned} \tag{5}$$

1. $P' = P$

As $P' = P$ it is clear that $X(t)$ is symmetric ($X(t) = X^t(t)$). We have to estimate 6 parameters (6 mutation rates) and we have only 5 independent observations. This happens because of the symmetry $x_{ij} = x_{ji}$, the normalization conditions and because $x_{ij} = x_{i\bar{j}}$. In more detail:

$$\begin{aligned} x_{AG} &= x_{GA} = x_{TC} = x_{CT} \\ x_{AC} &= x_{CA} = x_{TG} = x_{GT} \end{aligned}$$

$$\begin{aligned}
x_{AT} &= x_{TA} \\
x_{CG} &= x_{GC} \\
x_{AA} &= x_{TT} \\
x_{CC} &= x_{GG}
\end{aligned}$$

Where $x_{AA} = x_{TT}$ and $x_{CC} = x_{GG}$ can be deduced by the other four using the normalization ($\sum_j x_{ij} = f_i$) and the equilibrium frequencies. We find that x_{AG} , x_{AC} , x_{AT} , x_{CG} and one equilibrium frequency are the only independent observable quantities.

2. $P' \neq P$

In this case mutation rates double becoming 12; so we have 12 parameters to calculate. Independent observations, on the other hand, increase up to 7, because of the lack of the symmetry $x_{ij} = x_{ji}$. Still the model is intractable.

C. Reversible *PR1* model

In this section we will deal with one of the previous models, the simplest one where $P' = P$. In this case simple calculations lead to an analytical expression for the divergence matrix, but the model remains intractable. Yet we will see that by the imposition of a certain property the model becomes tractable, and a way to estimate the parameters for a real data set will be proposed.

In the following we will assume again that the initial divergence matrix is already at compositional equilibrium. Further, we will treat the evolutionary process as a continuous time process, being the time since the divergence very long. This allows us to write the following equations to solve the problem. The expression for the evolutionary matrix is

$$P(t) = \exp\{Rt\}; \quad (6)$$

as it is the solution of the differential equations (see Rodriguez et al. [5])

$$\frac{dP(t)}{dt} = P(t)R \quad (7)$$

$$\frac{dp_{ij}(t)}{dt} = \sum_{k=1}^4 p_{ik}(t)r_{kj}. \quad (8)$$

While the divergence matrix is given by

$$X(t) = P'(t)X(t=0)P^T(t) \quad (9)$$

$$x_{ij}(t) = \sum_{k=1}^4 p'_{ik}(t)f_k p_{jk}(t); \quad (10)$$

It is easily verified that, if $P' = P$, then $x_{ij}(t) = x_{ji}(t)$.

Now, the expressions for $x_{ij}(t)$ (the observables) can be inverted to obtain the rates and then the distance. The strategy could be:

- solve the model, that is find the $x_{ij}(t)$ as a function of rates;
- invert the above equations to get an expression for the rates;
- substitute the observed quantities \bar{x}_{ij} in order to have a numerical estimation of the rates;
- use these estimates to obtain the distance.

The expressions for x_{ij} can be deduced in a manner analogous to that proposed by Takahata & Kimura in 1981 [6] who deal with a slightly less general model than this (model **TK5** in fig.2). In this way we get an expression for every entry of the divergence matrix, but with five independent expressions, as stated above. We repeat here the reasons:

- the symmetry of the matrix $x_{ij} = x_{ji}$;
- the intrinsic symmetry of the model $x_{ij} = x_{\bar{i}\bar{j}}$;
- the normalization conditions $\sum_j x_{ij} = f_i$.

Thus, we can write down the entire divergence matrix by means of the following quantities:

$$\begin{aligned}
 P &\equiv x_{AG} = x_{GA} = x_{TC} = x_{CT} \\
 R &\equiv x_{AC} = x_{CA} = x_{TG} = x_{GT} \\
 Q_1 &\equiv x_{AT} = x_{TA} \\
 Q_2 &\equiv x_{CG} = x_{GC}, \\
 S_1 &\equiv x_{AA} = x_{TT} \\
 S_2 &\equiv x_{CC} = x_{GG}
 \end{aligned}$$

Where, as stated above, S_1 and S_2 can be deduced by the other four using the normalization and the equilibrium frequencies. We find that P, R, Q_1, Q_2 and one equilibrium frequency are the only independent observable quantities.

D. Solution of the model

Deriving an analytical expression for the divergence matrix is quite an easy task following [6]. Let's consider for example the element x_{AC} ; its derivative will be

$$\frac{dx_{AC}}{dt} = \frac{d(q_A q_C)}{dt} = q_C \dot{q}_A + q_A \dot{q}_C. \quad (11)$$

It is worth giving a brief explication for this. We said that we are considering the two lineages at compositional equilibrium at the initial time, so one would naturally say that $\dot{q}_i = 0$, and so the above equation. Stating that we are at compositional equilibrium means that **sampling the whole considered sequence** nucleotide frequencies f_i don't change (apart from finite-size fluctuations). It does not mean that there is no mutation at all on each site; had this been the case, there would be no evolution to study. The probability for each nucleotide to mutate into another is given by the master equation, and this is why we can write x_{ij} as q_i times q_j , take the derivative, and reexpress in terms of other $q_i q_j$ products, I.E. other X entries.

An example of derivative would be, for example,

$$\dot{q}_A = (dq_C + bq_G + aq_T) - (a + c + e)q_A. \quad (12)$$

Substituting this and the analogue for \dot{q}_C in eq.(11) and doing the same for all X entries we obtain a set of linear coupled first order differential equations which can be diagonalized and solved.

More detail on the derivation is reported in the appendix A.

E. Reversibility

Until now we have stated that it is possible to write the divergence matrix for this model, but it would be of no use because we could never invert five expressions and obtain six independent rates as functions of the matrix entries. What can be done is to reduce the number of independent parameters by adding a relation between them. Many choices are possible. One could be, following [6], $a = f$. Another possible choice is to make the model time reversible. We remember that time reversibility is satisfied when

$$p_{ij} f_j = p_{ji} f_i \quad \forall i, j. \quad (13)$$

where p_{ij} are the entries of the evolutionary matrix and f_i the equilibrium frequencies. It is possible to demonstrate that this property is equivalent to the *detailed balance* (see appendix B) which reads

$$r_{ij} f_j = r_{ji} f_i \quad \forall i, j. \quad (14)$$

In our model detailed balance holds if and only if

$$be = cd. \quad (15)$$

This can be deduced by inspection of equilibrium frequencies expressions, or by a simpler rule [7], reported here in appendix C. A general version of reversible model has been studied by Yang [8], who pointed out its ability of fitting the data better than other models. Gu and Li [9] have shown its robustness against violation of time reversibility.

III. RESULTS AND DISCUSSION

A. Estimation of the substitution rates

Due to the complexity of the expressions coming from this model, it is hard to think that one can find an analytic way to invert them and express the rates as a function of the observables. Therefore we chose a statistic way to perform this inversion, based on the χ^2 test. We write the χ^2 as

$$\chi^2 = \sum_{i,j} \frac{(\bar{x}_{i,j} - x_{i,j})^2}{\bar{x}_{i,j}} = \sum_{i,j} \frac{x_{i,j}^2}{\bar{x}_{i,j}} - 1. \quad (16)$$

It is easily seen that this quantity is always non-negative, being zero when $\bar{x}_{i,j} = x_{i,j}$, I.E. when the model perfectly fits the observations. Clearly, by performing a minimization on it we look at the same time for the best parameters. In this contest trying to minimize the χ^2 as a function of six parameters would outcome in a complete failure, the algorithm would wander among the infinite number of equivalent solutions. Enforcing the reversibility makes the estimation possible, as it will be shown below.

B. A realistic example

As an application, we started from the multiple alignment of rRNA sequences used in [10]. The observed divergence matrix (unnormalized) between *Xenopus* and *Homo* is reported here below.

		Xenopus			
		A	T	G	C
Homo	A	647	1	17	2
	T	3	523	11	18
	G	17	9	903	28
	C	8	21	25	691

By changing parameter values over 6 magnitude orders we found that the χ^2 criterion was well shaped with only one global minimum (fig. 3). A systematic exploration of all possible pairs of parameters showed that there were no strong structural correlations between parameters, except between b and c (fig. 4). As a consequence, parameter values are easily estimated using standard non linear minimizing tools (note that it is advisable to enforce parameter positivity during optimisation). This example showed that parameter can be estimated in practice from a realistically sized dataset.

C. Discussion

The most general model of evolution at the DNA level has 12 parameters and this is too much for practical purposes. If we try to simplify it by enforcing some parameter to be equal, then the number of possible sub-models rapidly increases because many ways of doing it are possible. At the opposite side we find the only model which requires all the parameters to be equal (JC).

It is clear that the number of published models in the literature doesn't cover all possible ones, and only those coming from some biological or mathematical justifications have been explored.

Under *PR1 hypothesis*, we are dealing with *no strand-bias* models whose most general form has 6 parameters. We do not claim that models of this class are the best in any way, but that they are an interesting starting point. An important property of these models is their convergence towards *PR2 state* even if substitution rates are modified during the course of evolution [11]. *PR2 state* is a strong assumption and strand asymmetry has been observed in many cases. But, as *PR2* is usually observed at a genome scale level [4], the hope is that, *on average*, with local deviations from *PR1 hypothesis* canceling out, this class of model is not too bad an approximation. The **biological** motivation leading to the *no strand-bias* models has an important **mathematical** consequence, so, if it is biologically reasonable to study these models, one must be aware of the fact that the symmetry involved inexorably reduces the number of independent observations, making the model mathematically intractable.

D. Conclusion

As we have shown in section II B 1 comparing the number of unknowns to possible independent observations there is definitively no hope to estimate the 6 parameters of the general form of the *no strand-bias* model from pairwise DNA sequence comparisons. There is no unique solution to a system of M equations in $N > M$ unknowns, in our case there is an infinite number of way to choose the six rates a, b, c, d, e, f in order to satisfy the five independent equations defining the matrix X . This result is extremely unpleasant because it corresponds to the most common situation with experimental data from present day DNA: fossil DNA data are scarce and from a relatively recent past. We clearly need further simplifications.

We have exhibited here an example of a model, noted RNSB in figure 2, that combines the properties of reversible models and *no strand-bias* models. It is important to note that this model has still 5 parameters free because if the intersection between the reversible model class and the *no strand-bias* class were only –say– 3 parameter free models, there would not have been much flexibility left for further research. We do not claim that this new RNSB model is the best intersection between the two classes. We just claim that the RNSB model proves that it's possible to do so with 5 free parameters, so that there is no bottleneck here for further theoretical work on the parametric forms for this class of DNA substitution models.

Acknowledgements

This contribution partly comes from the thesis OZ presented at Naples University in October 2002. The authors thank warmly prof. Luca Peliti for connecting them during the *strapp 04* meeting (Dresden, Germany, July 5-10 2004). OZ also because he was introduced by him to the beauties of biological systems. They thank Manolo Gouy for kindly providing the multiple alignment of rRNA sequences and for many constructive suggestions. The manuscript was also improved thanks to the comments from three anonymous reviewers.

APPENDIX A: DERIVATION OF THE DIVERGENCE MATRIX

In order to obtain the expressions for the divergence matrix we define (following the notation introduced above)

$$\begin{aligned} X_{\pm} &\equiv 2S_1 \pm 2Q_1 \\ Y_{\pm} &\equiv 2S_2 \pm 2Q_2 \\ Z_{\pm} &\equiv 4P \pm 4R. \end{aligned} \tag{A1}$$

These expressions reduce the problem to six first order ordinary coupled differential equations. This system is block-diagonal, can easily be inverted and its solution is:

$$\begin{aligned} X_+ &= \omega[\omega + (1 - \omega)e^{\lambda_0 t}] \\ Y_+ &= (1 - \omega)(1 - \omega + \omega e^{\lambda_0 t}) \\ Z_+ &= 2\omega(1 - \omega)(1 - e^{\lambda_0 t}) \end{aligned} \tag{A2}$$

and

$$X_- = \frac{1}{g^2} \{ 2\beta[\alpha\omega - \beta(1 - \omega)]e^{\lambda_1 t} +$$

$$\begin{aligned}
& +[\zeta\omega + \beta^2(1-\omega)]e^{\lambda_2 t} + \\
& +[\eta\omega + \beta^2(1-\omega)]e^{\lambda_3 t} \} \\
Y_- &= \frac{1}{g^2} \{ -2\alpha[\alpha\omega - \beta(1-\omega)]e^{\lambda_1 t} + \\
& +[\alpha^2\omega + \eta(1-\omega)]e^{\lambda_2 t} + \\
& +[\alpha^2\omega + \zeta(1-\omega)]e^{\lambda_3 t} \} \\
Z_- &= \frac{1}{g^2} \{ -2(\delta - \gamma)[\alpha\omega - \beta(1-\omega)]e^{\lambda_1 t} + \\
& +[\alpha(\delta - \gamma + g)\omega - \beta(\delta - \gamma - g)(1-\omega)]e^{\lambda_2 t} + \\
& +[\alpha(\delta - \gamma - g)\omega - \beta(\delta - \gamma + g)(1-\omega)]e^{\lambda_3 t} \}
\end{aligned} \tag{A3}$$

where

$$\begin{aligned}
\alpha &\equiv c - e \\
\beta &\equiv b - d \\
\gamma &\equiv 2a + c + e \\
\delta &\equiv b + d + 2f \\
\omega &\equiv 2f_1 = 2f_A = 2f_T \\
\lambda_0 &\equiv -2(b + c + d + e) \\
\lambda_1 &\equiv -(2a + b + c + d + e + 2f) \\
\lambda_2 &\equiv \lambda_1 + g \\
\lambda_3 &\equiv \lambda_1 - g \\
g &\equiv \sqrt{(\delta - \gamma)^2 + 4\alpha\beta} \\
\zeta &\equiv \frac{1}{2}(\delta - \gamma)(\delta - \gamma + g) + \alpha\beta \\
\eta &\equiv \frac{1}{2}(\delta - \gamma)(\delta - \gamma - g) + \alpha\beta
\end{aligned}$$

Combining all these, the entry for the divergence matrix are obtained.

APPENDIX B: REVERSIBILITY AND DETAILED BALANCE

We will show here the equivalence between time reversibility and detailed balance.

1. DETAILED BALANCE \Rightarrow TIME REVERSIBILITY

Let's just remind that

$$P(t) = \exp\{Rt\},$$

which can be developed as

$$P(t) = \mathbb{I} + Rt + \frac{1}{2}R^2t^2 + \dots, \tag{B1}$$

or

$$p_{ij} = \delta_{ij} + r_{ij}t + \frac{1}{2} \sum_k r_{ik}r_{kj}t^2 + \dots \tag{B2}$$

Equation (B2) can be also written as:

$$\begin{aligned}
p_{ij} &= \delta_{ij} + \\
&+ \sum_{n=1}^{\infty} \frac{s_{ij}^{(n)}}{n!} t^n,
\end{aligned} \tag{B3}$$

where

$$s_{ij}^{(n)} = \sum_{k_1 k_2 \dots k_{n-1}} r_{i,k_1} r_{k_1,k_2} \dots r_{k_{n-2},k_{n-1}} r_{k_{n-1},j} \quad \text{for } n \geq 2$$

$$s_{ij}^{(n)} = r_{ij}, \quad \text{for } n = 1. \quad (\text{B4})$$

Now we will show that, if detailed balance is satisfied, then

$$s_{ij}^{(n)} f_j = s_{ji}^{(n)} f_i, \quad \forall i, j, n. \quad (\text{B5})$$

In fact, exploiting detailed balance,

$$s_{ij}^{(n)} f_j = \sum_{k_1 \dots k_{n-1}} r_{i,k_1} \dots r_{k_{n-1},j} f_j \quad (\text{B6})$$

becomes

$$\begin{aligned} & \sum_{k_1 \dots k_{n-1}} r_{i,k_1} \dots r_{j,k_{n-1}} f_{k_{n-1}} = \\ & = \sum_{k_1 \dots k_{n-1}} r_{i,k_1} \dots r_{k_{n-1},k_{n-2}} r_{j,k_{n-1}} f_{k_{n-2}} = \dots \end{aligned}$$

and finally

$$\dots = \sum_{k_1 \dots k_{n-1}} r_{k_1,i} r_{k_2,k_1} \dots r_{j,k_{n-1}} f_i. \quad (\text{B7})$$

Reordering all the factors

$$\begin{aligned} & \sum_{k_1 \dots k_{n-1}} r_{k_1,i} r_{k_2,k_1} \dots r_{j,k_{n-1}} f_i = \\ & \sum_{k_1 \dots k_{n-1}} r_{j,k_{n-1}} r_{k_{n-1},k_{n-2}} r_{k_{n-2},k_{n-3}} \dots r_{k_1,i} f_i. \end{aligned} \quad (\text{B8})$$

As the sum is performed on indices $k_1 \dots k_{n-1}$ the expression in (B8) is equal to $s_{ji}^{(n)} f_i$ for all $n \geq 2$. So we have (B5) for $n > 1$, and it is evident for $n = 1$. Further, as $\delta_{ij} f_j = \delta_{ji} f_i$, we obtain $p_{ij} f_j = p_{ji} f_i$ *Q. E. D.*

2. DETAILED BALANCE \Leftarrow TIME REVERSIBILITY

Let's rewrite the formula

$$\frac{dP(t)}{dt} = P(t)R; \quad \frac{dp_{ij}(t)}{dt} = \sum_k p_{ik}(t) r_{kj}. \quad (\text{B9})$$

Let's compute the time derivative of $p_{ij} f_j$; if time reversibility holds it will be equal to the time derivative of $p_{ji} f_i$. From the formula (B9), as equilibrium frequencies don't depend on time

$$\frac{d}{dt}(p_{ij}(t) f_j) = f_j \frac{dp_{ij}(t)}{dt} = \sum_k p_{ik}(t) r_{kj} f_j. \quad (\text{B10})$$

But

$$\frac{dp_{ij}(t)}{dt} = \sum_k r_{ik} p_{kj}(t),$$

as P and R commute (evident from the solution). The second expression in (B10) can be written as

$$\sum_k p_{ik}(t) r_{kj} f_j = \sum_k r_{ik} p_{kj}(t) f_j. \quad (\text{B11})$$

Because of the time reversibility the last expression in (B11) becomes

$$\sum_k r_{ik} p_{kj}(t) f_j = \sum_k r_{ik} p_{jk}(t) f_k. \quad (\text{B12})$$

Finally

$$\frac{d}{dt}(p_{ji}(t) f_i) = f_i \frac{dp_{ji}(t)}{dt} = \sum_k p_{jk}(t) r_{ki} f_i. \quad (\text{B13})$$

Subtracting the (B13) from the (B12), which are equal, and keeping in evidence $p_{jk}(t)$ we finally obtain

$$\sum_k p_{jk}(t) (r_{ik} f_k - r_{ki} f_i) = 0, \quad (\text{B14})$$

and the detailed balance is satisfied *Q. E. D.*

APPENDIX C: DETAILED BALANCE: SIMPLE CHECK

A nice property of detailed balance is that there exists a very easy way to state if it holds, even without calculating equilibrium frequencies. Until now we have seen that the detailed balance is fulfilled when the equilibrium frequencies and the mutation rates (from which the former depend) cancel every term in the master equations.

Another way to check the detailed balance is to consider three states in the system and the rates connecting them. If the product of the three rates which takes from a state to itself “clockwise” is equal to that calculated “counter-clockwise”, then the detailed balance holds. If we have three states i, j, k then the above property will read

$$r_{ik} r_{kj} r_{ji} = r_{ij} r_{jk} r_{ki}.$$

-
- [1] Kimura M., 1968. Evolutionary rate at the molecular level. *Nature* **217**, 624-626.
 - [2] Zharkikh A., 1994. Estimation of evolutionary distances between nucleotide sequences. *J. of Mol. Evol.* **39**, 315-329.
 - [3] Sueoka N., 1995. Intrastrand parity rules of DNA base composition and usage biases of synonymous codons. *J. of Mol. Evol.* **40**, 318-325. *Errata* **42**, 323
 - [4] Lobry J. R., 1995. Properties of a general model of DNA evolution under no-strand bias conditions. *J. of Mol. Evol.* **40**, 326-330. *Errata* **41**, 680.
 - [5] Rodriguez F., Oliver J. L., Marín A., Medina J. R., 1990. The general stochastic model of nucleotide substitution. *J. of Theor. Biol.* **142**, 485-501.
 - [6] Takahata N., Kimura M., 1981. A model of evolutionary base substitution and its application with special reference to rapid changes of pseudogenes. *Genetics* **98**, 641-657.
 - [7] Peliti L.: Appunti di meccanica statistica, *Bollati Boringhieri* (Torino, Italy, 2003)
 - [8] Yang Z., 1994. Estimating the pattern of nucleotide substitution. *J. of Mol. Evol.* **39**, 105-111.
 - [9] Gu X., Li W.-H., 1994. A general additive distance with time-reversibility and rate variation among nucleotide sites. *Proc. Natl. Acad. Sci. USA* **93**, 4671-4676.
 - [10] Gouy M., Li W.-H., 1989. Phylogenetic analysis based on rRNA sequences supports the archaeobacterial tree rather than the eocyte tree. *Nature* **339**, 145-147.
 - [11] Lobry J. R., Lobry C., 1999. Evolution of DNA base composition under no-strand-bias conditions when the substitution rates are not constant. *Mol. Biol. Evol.* **16**, 719-723.

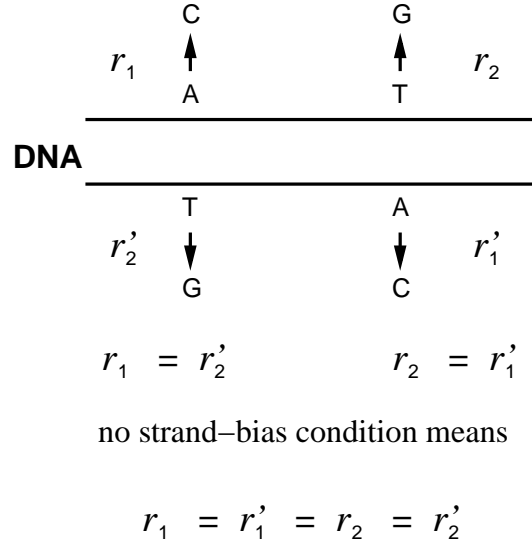


FIG. 1: Explication of the *no strand-bias condition*. If the rates for a certain substitution are the same on both strands of DNA, one can deduce the equivalence of this rate to the one between the complementary bases.

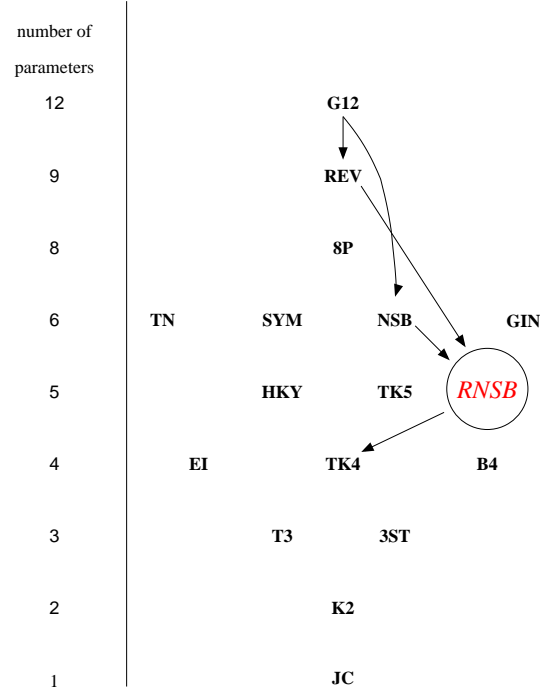


FIG. 2: Hierarchy of DNA substitution models. Simplifications leading from a model to a simpler one are indicated by arrows. Only those directly referring to our discussion are drawn. This figure has been adapted from Robert Schmidt's work.

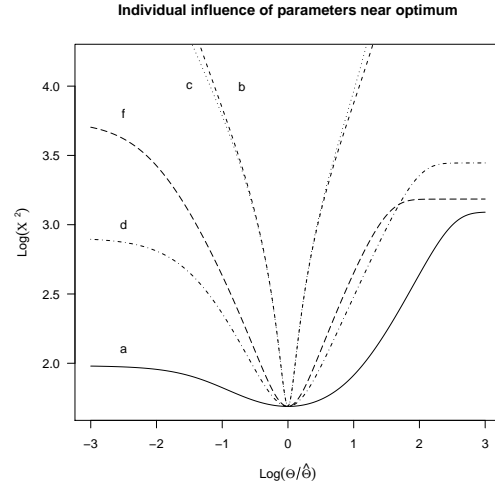


FIG. 3: χ^2 shaped as a minimum over 6 orders of magnitude.

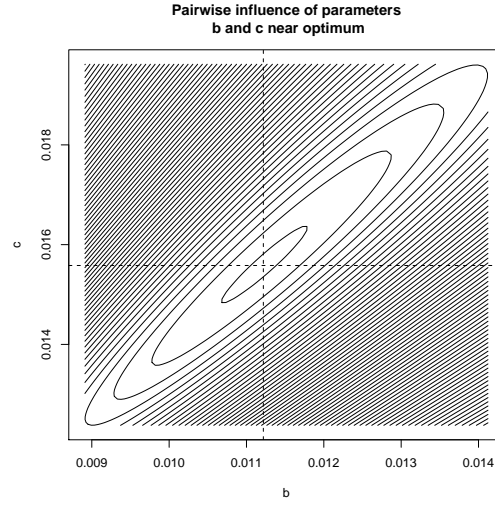


FIG. 4: Near the optimal values for the parameters, only b and c show a structural correlation.