

*a Materia Condensada, Universidad de Zaragoza,  
Zaragoza, Spain.*

*Simulación de Sistemas Complejos, Instituto  
de Investigación (ICMA), C.S.I.C.-Universidad de Zaragoza,  
Zaragoza, Spain.*

*Departamento de Física de Sistemas Complejos (BIFSC),  
Universidad de Zaragoza, Zaragoza 50009, Spain*

---

have been recently found to exhibit many topological features of complex networks. It has been reported that these networks are rewired and directed. In this paper, we report on a simple model when the topological features of these networks are those of real biological networks. Specifically, instead of a simple network, we deal with a complex heterogeneous network with a degree distribution coupled to a continuous dynamical system. The dynamics of the model is very rich and several bifurcations are observed upon variation of the model's parameters. We study this numerically and report on several quantities such as the size and size distributions of clusters of stationary states. Our results are discussed in view of recent debate about the nature and on the basis of several biological examples motivated by the dynamics studied.

and the world-wide-web, the challenges in communication strategies in order to provide fast [1], the implementation of better algorithms for information dissemination [12,13], and the understanding with the final goal of protecting the network from attacks and virus spreading [6,14,15,16].

described by several characteristics. Among them, one usually finds that real-world networks means that the average distance between nodes with the system size only logarithmically. The complexity of these networks is characterized by the average connectivity  $k$  of a given element (node). Real world networks studied so far display a power-law  $P(k) \sim k^{-\gamma}$  (termed scale-free network).

At all levels of organization are nowadays the subject of theoretical research. Recent analysis of protein networks has provided new useful insights into biological organization [19]. It is also believed that a better understanding of protein networks will help to elucidate the functions of proteins whose functions are unknown [20]. The discovery of how biological entities interact in various processes and tasks, as well as how their functions

the steady, periodic and chaotic states that emerge from the system's parameters. The results obtained allow us to gain insights about the robustness (hereafter intended as the ability to resist and the phase space of chaotic dynamics) of different dynamical regimes in biological networks.

The paper is organized as follows. In section 2, we first describe the model, then, introduce the model and explain the numerical simulation. In section 3, the different dynamical regimes are shown and analyzed. Section 4 concludes the paper by discussing the implications of the present study.

As discussed in what follows is built in two layers: the first layer describes the structure of the underlying network while the second layer describes the dynamics of the network's components. As we will see, the study of relevant biological networks has been recently showing a growing interest. This characteristic is shared by other networks, such as social networks, which are directed. Henceforth, we assume that the network corresponds to a biological entity and its interactions.

and discuss the results for two plausible transmission and reaction kinetics.

Activity of the nodes is described by the  $\{g_i(t)\}$ , where  $g_i$  ( $i = 1, \dots, N$ ) accounts for the activity of node  $i$  in a network made up of  $N$  elements. The network is described by the following set of first-order

$$\dot{\mathbf{g}} = \mathbf{F}(\mathbf{G}(t)),$$

where the nonlinear term where the interactions between nodes are taken into account. Equation (1) includes discrete Boolean Networks [33,34] as well as continuous-time networks [35], both widely used to model periodically oscillating biologically relevant situations. Additionally, it includes the Michaelis-Menten description [3,32,36],

$$\frac{dh \sum_{j=1}^{k_i} W_{ij} g_j(t)}{\Phi[h \sum_{j=1}^{k_i} W_{ij} g_j(t)]},$$

where  $\mathbf{W}$  is the interaction matrix introduced before. Additionally,  $k_i$  is the connectivity of node  $i$ , and the function  $\Phi$

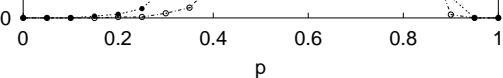
out to be very rich and, depending on the asymptotic dynamical regimes are observed, clusters and chaotic attractors. All three states may be realized, each in different islands or clusters interconnected through nodes which have (asymptotically) their dynamics are effectively

periodic states point to regions of the parameter networks might operate, the existence of chaotic, inconsistent with the reproducibility of organisms. Hence, we have characterized the system under variations of both  $h$  and  $p$  and the probabilities of ending up in either chaotic or periodic states. The distribution of clusters or islands of nodes is also analyzed, due to recent interest in what is known as network topology. We have analyzed the topological features of the clusters and their behavior.

Presented in the rest of the paper were developed

if  $g_i$  are taken from a uniform distribution

of the equations is performed using a 4<sup>th</sup> order Runge-Kutta method. The total integration time is large compared



having chaotic,  $P_{ch}$  or periodic  $P_{per}$  behavior as a function of the parameter  $p$ . The value of  $h$  has been set to 4 and the number of nodes is 100. See the text for further details on the simulation.

For networks of sizes ranging from  $N = 100$  to  $N = 1000$  and for different values of  $h$ , we have performed at least 1000 iterations. The time step in the integration scheme was set to 0.1. We used a further criterion in order to obtain the periodic states.

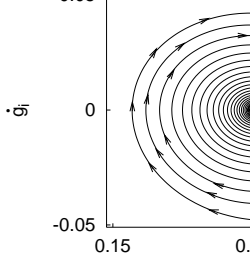
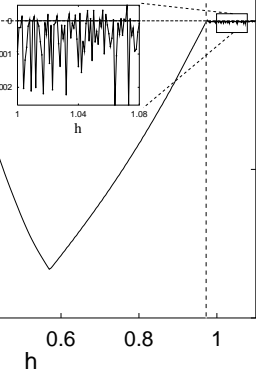
## Results

The dynamics of the nodes is not uniform across the network. Some nodes reach a stationary state and others exhibit chaotic behavior. The following argument explains why. Consider a node  $i$  is such that  $W_{ij} = -1$  for all  $j$ , then  $i$  will reach a stationary state. The same will happen for those nodes  $l$  such that  $W_{lj} = -1$  for all  $j$ 's of the previous kind, etc... Now, two

ns that the uniform state of node inactivity be  
 a function of the parameter  $p$ .  $10^4$  different r  
 e of  $p$ .

state yielding a positive value of  $\lambda$ . On t  
 does not end up in a chaotic regime and c  
 ds are observed. Consequently, the prob  
 ttained, but periodic orbits are observed  
 total number of realizations in which  $\lambda \leq$   
 orbit.

o probabilities as a function of the topolog  
 $h = 4$  and  $N = 300$ . Two different thresh  
 ally determined by  $P_{per}$ ,  $p_1 \approx 0.2$  and  $p_2 \approx$   
 onds to the case in which most of the i  
 individual dynamics are described by froze  
 $\geq 0$ ). On the other hand, when the intera  
 tory ( $p > p_2$ ), the activity of the nodes c  
 Eq. (1). In the intermediate region,  $p_1 < p$   
 ry, periodic and chaotic) are achieved.



of the quantity  $g_i[\dot{g}_i = 0]$  (activity level when  $\dot{g}_i = 0$ ) of a node with the parameter  $h$ . This node belongs to a cluster of nodes that undergo bifurcations when increasing the value of  $h$  starting from the value of  $h$  at which  $g_i = 0$  of the whole network at  $h = 0$ . In the inset of figure (a), the activity level of nodes in a stationary state with non-zero activity is shown. For  $h > 0.76$  the nodes of this cluster end in a periodic state. Figure (c) shows the Lyapunov exponent of the network as  $h$  is increased. The bifurcation diagram in (b) shows the two bifurcations. (c) Periodic trajectory in phase space corresponding to the node of figure (a), the value of  $h$  is chosen such that the activity level of the same node is equal to the stable fixed point value of  $g_i$  (at the bifurcation) when the initial condition of the trajectory is chosen as in (c).

Let us consider the value  $h = \tilde{h}$  at which the largest eigenvalue of the Jacobian matrix becomes positive. The eigenvectors are such that all their components have the same sign. The eigenvalue  $\lambda_{ij} = \delta_{ij} + \delta h W_{ij}$  becomes positive. Then  $\tilde{h}$  is



20000

40000

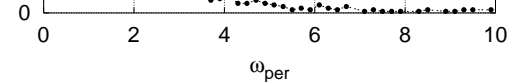
60000

time

four different nodes exhibiting periodic dynamics starts just after the transient period. The

branch of stationary solutions exchanges stability (Fig. 3a). The computed largest Lyapunov exponent in Fig. 3b near  $h \simeq 0.345$ : it approaches zero at the bifurcation parameter value, and then decreases as the system belongs to the new stable stationary branch. The system displays non-zero activity. As shown in Fig. 3a, the activity increases with  $h$ . Eventually, this state becomes unstable typically through a Hopf bifurcation (e.g., Fig. 3b) to a state in which the activities oscillate (Fig. 3c).

both  $P_{per}$  and  $P_{ch}$  in figure 1 are zero outside the region where the parameter  $p$  clearly indicates that non-stationary activity interplay between excitatory and inhibitory nodes.



at a node with periodic dynamics converges (in arbitrary units). The results are averaged and at least 100 different initial conditions for  $\epsilon = 0.7$ .  $h$  has been fixed to 4.

confirmed by computing the frequency. Nodes converge to a periodic cycle for different  $\epsilon$ . The procedure is as follows: First, we identify the nodes whose Lyapunov exponent is zero. Then, we focus on the nodes identified, a vector  $\mathbf{T}_n^i = \{t_1^i, t_2^i, \dots, t_n^i\}$  is associated with the periodic dynamics  $g_i$ . The  $t_j^i$ 's stand for the times  $t_1^i = g_i(t_2^i) = \dots = g_i(t_n^i)$  and  $dg_i(t_1^i)/dt = dg_i(t_2^i) = \dots = dg_i(t_n^i)$ . In this way, after verifying that  $t_j^i - t_{j-1}^i$  is constant, the period of the corresponding  $i$ -orbit is given by this constant.

The probability that a periodic cycle has a certain frequency is shown in the figure, it is very likely that the frequency of the periodic cycle lies around  $\omega_{per} = 1$ . It is also clear that the distribution is symmetric, but biased towards larger frequencies. We provide an explanation to this behavior. It may be related to the distribution of the nodes and the specific values of the number of input and output connections and the weights of these connections.

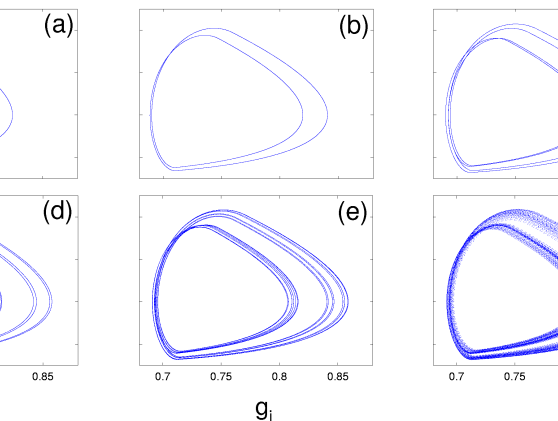
20000

40000

60000

time

five different nodes exhibiting chaotic dynamical behavior. The simulation starts just after the transient period. The



of a node ending up in a chaotic state as the parameter  $h$  increases. The values of  $h$  corresponding to the period doublings starting from a periodic cycle (from (a) to (f)) are: 5.30, 5.50, 5.63, 5.75, 5.85, 5.95. The other work parameters are as in Fig. 6.

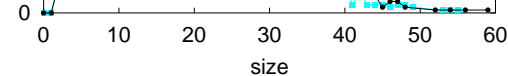
values in the phase diagram for the chaotic regime. Clearly, as the degree of nonlinearity increases, the trajectories become more complex and frequent, which translates in a larger

periodic cycle, which doubles its period successively in each phase. This corroborates that when  $h$  approaches a certain value, the behavior of the system is dominated by a few nodes (or chaotic). Moreover, the fact that  $\sum P_c$  is small (nodes which are not in a chaotic state may be in a periodic state) in this regime of parameters, when a given node is in a chaotic state, is very likely that it has periodic clusters.

We have described the activity patterns in terms of clusters. However, one of the most interesting aspects of network dynamics is its topology is highly heterogeneous. There are many other aspects. This should have some bearing on the next section, we round off our numerical results. The dynamical properties unraveled with

### *Properties of dynamical regimes*

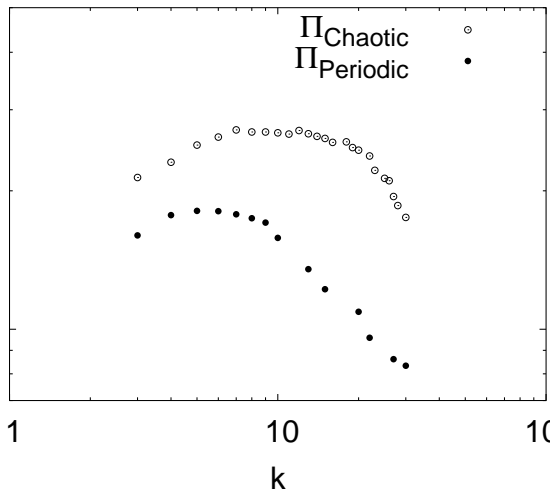
We describe the structural properties of distinct dynamical regimes. The first and simplest structural property is the distribution of nodes exhibiting either periodic or chaotic clusters. Histograms of periodic (and chaotic) cluster



at a connected cluster of nodes displaying e  
 given size (in number of nodes forming the clu  
 to two radically different behaviors, they a  
 e as in Fig. 5.

ndent dynamics appears as one of the mos  
 . In Fig. 9, we show four different clusters  
 dynamics. As one can see, no typical stru  
 mparable sizes, except that all of them ha  
 ster average connectivity.

d like to add a few sentences about net  
 ome of utmost interest in biological and c  
 s in modularity and community structur  
 onents or loops that appear more frequ  
 a identical degree distribution [3,42]. We  
 ne clusters of periodic or chaotic behavior  
 e underlying network. In particular, cha  
 y a universal topological pattern, contrar  
 er studies on network evolution and mot  
 in ref. [3], and [43]). We believe that thi  
 ing network, although heterogeneous and  
 lom scale-free network, for which the pro



having periodic or chaotic behavior in a node. These results show that dynamical regimes are well differentiated for different values of  $k$ . The parameters are as of Fig. 6.

We have monitored the probability that a node exhibits either chaotic or periodic behavior. These probabilities, respectively, are defined as the ratio between the number of nodes with  $k'$  greater than or equal to  $k$  that end up in a given dynamical regime and the total number of nodes with connections greater than or equal to  $k$ . Figure 10 shows the results of 100 realizations. Figure 10 shows the results of 100 realizations.

systems have been studied in the last several [2,3,6]. This approach has allowed the un- topologies in many well-studied problems. with other topologies and those for real grap- g of epidemic diseases [15,16] or rumor- networks to random failures and attacks- v plays a fundamental role.

ms, a very rich behavioral repertoire is we- eal systems range from circadian clocks to- ntration of certain chemicals, for instance,- olysis. On the other hand, the molecular b- en discussed, though chaotic behavior is- ogy as intrinsic noise makes it difficult to- current experimental techniques. The dy- , could plausible describe at least to biolo- on and reaction kinetics in metabolic net-

ne dynamics has to rely necessarily on m- n to that of real genes. However, there a- the individual dynamics of gene expres- fman several decades ago, one of the mos- ndom Boolean Networks (RBNs) [31], wh- e predictable properties and guided our- x descriptions. Our model belongs to a ge-

ic attractors is likely. By studying simple models here – the intrinsic complexity of the problem and detailed description of real gene dynamics of the parameter space (i.e.  $(p, h)$ ) that build on this hypothesis, by exploring magnitudes, we would either guess dynamical interactions, experimental validation of the structure. Matter seems more feasible due to latest developments, biocomputational tools, and data collection.

Here, the continuous model employed here shows features those seen in RBNs. For instance, although  $h$  entering Eq. (2), it lies in the interval of existence of a relevant average input connection in homogeneous networks in the context of RBNs by Kauffman [31], who later suggested that  $\langle \kappa \rangle$  (up to  $\langle \kappa \rangle = 5$ ) if the Boolean functions are homogeneous [45]. Our results provide an insight on a high value of  $\langle \kappa \rangle$ . Namely, that heterogeneous highly nonlinear interactions allow for larger basins of attraction than what has been observed in RBNs,  $p_1(h)$  is a function of system size, which makes the previous analysis

works, the system of differential equations



These experimental results are only now becoming available. We highlight several features of interest such as that there is a parameter range in which the existence of different states at distinct behaviors correlate with connectivity. These results could be tested when more experimental information is available. This study may help understand biological processes such as reaction kinetics with the tools of network theory. Finally, we would like to point out that for other random scale-free networks with low clustering (e.g. Barabási-Albert nets) [46], suggest that the main conclusions do not depend on  $\gamma$ .

## References

J. Martínez and J. L. García-Palacios for financial support. Y. M. thanks S. Boccaletti for suggestions. This work has been partially supported by the Spanish Ministerio de Educación through a FPU Research Grant and by MCyT through the Grant BF2002-00113.

I. Montoya, Proc. R. Soc. London B **268**, 20  
Proc. Natl. Acad. Sci. U.S.A. **98**, 404 (2001)  
g, and A.-L. Barabási, Nature **409**, 542 (200  
ómez-Gardeñes, and Y. Moreno, Phys. Rev  
ovee, and A. Vespignani, Phys. Rev. E, **69**, 05  
ovee, and A. F. Pacheco, Phys. Rev. E, **69**,  
E. J. Newman, S. H. Strogatz, and D. J. W  
)).  
and A. Vespignani, Phys. Rev. Lett. **86**, 32  
stor-Satorras, and A. Vespignani, Eur. Phys  
omez, and A. F. Pacheco, Phys. Rev. E, **68**, 03  
Moreno, Phys. Rev. E, **67**, 015101(R) (2003  
tvai, and A.-L. Barabási, ComplexUs **1**, 19 (  
Nat. Biotech. **21**, 697 (2003).  
ature **229**, 542 (1971); Nature **258**, 208 (19  
e N. Barkai and S. Leibler Nature **397** 16

Albert, Science **288**, 569 (1999), A. G. Physica A **272**, 173 (1999).

*in of Order* (Oxford University Press, Oxford)

zar-Ciudad, and J. Garcia-Fernández, Phys

gley, and L. Glass, Phys. Rev. Lett. **79**, 653

ll, Europhys. Lett. **41**, 599 (1998).

c. Natl. Acad. Sci. U.S.A. **81**, 3088 (1984).

*Mathematical Biology I: An Introduction* (3rd Ed

)

*Numerical Recipes* (Cambridge University Pr

has a jump discontinuity in first partial de  
consider the matrix of right-handed partial  
tion to tangent space vectors which do not b  
negative activities.

*al Bifurcation and Stability Analysis* (Spring

*terministic Chaos. An introduction* (Wiley-V

on is done at fixed time intervals, a further

$|g_i(t) - g_i(0)| < \frac{dg_i(0)/dt}{2}$  and  $|\frac{dg_i(t)}{dt} - \frac{dg_i(0)}{dt}$