

MZ-TH//97-25
q-alg/9707029

On the Hopf algebra structure of perturbative quantum field theories

Dirk Kreimer¹

This is a pre-preprint. Your comments are welcome.

*Dept. of Physics
Univ. of Mainz
Staudingerweg 7
55099 Mainz
Germany*

Abstract

We show that the process of renormalization encapsules a Hopf algebra structure in a natural manner. This sheds light on the recently proposed connection between knots and renormalization theory.

1 Introduction

In this paper, we will have a look at renormalization from a Hopf algebra point of view. We will define an algebra on Feynman diagrams, and extend this algebra to a Hopf algebra. Its antipode turns out to correspond to the counterterm for any given class of Feynman diagrams. Elements in our Hopf algebra correspond to classes of Feynman diagrams, and any set of Feynman diagrams can be ordered by these classes.

We will see that the primitive elements are the Feynman diagrams without subdivergences. The Hopf algebra describes renormalization. It is neither cocommutative nor coassociative, but most likely these failures are determined by R -matrices and associators.

It is precisely the presence of divergences in the Feynman graphs which prohibits the classical limit $\hbar \rightarrow 0$. Without the nontrivial renormalization property, the resulting Hopf algebra were trivial.

We will first study the forest formula and explain its connection to Hopf algebra structures. Then we discuss factorization problems in a simple toy model. Finally we treat realistic quantum field theories.

¹supported by a Heisenberg Fellowship
email: dirk.kreimer@uni-mainz.de

2 Feynman diagrams as a realization

Let us remind ourselves of the forest formula [1, 2]. The forest formula organizes the compensation of divergences in Feynman graphs. Such divergences can appear when all the loop-momenta in a graph tend to infinity jointly. This constitutes the overall divergence of a graph. But divergences can also appear in sectors where some loop momenta are kept fixed, while others tend to infinity. These are proper subdivergences. Divergent sectors in a Feynman graph are determined by a powercounting on all its possible subgraphs [1].

Each divergent subgraph constitutes a forest. The compensation of divergences from subgraphs is achieved by constructing a counterterm for each divergent subgraph. After we compensated each subgraph by a counterterm, we are left with the overall divergence in the graph. Subtracting this final overall divergence determines the overall counterterm for the Feynman graph.

All this is expressed by the forest formula which we write as

$$Z(\Gamma) = -R(\Gamma) - \sum_{\gamma \in \Gamma} R(Z(\gamma) \Gamma/\gamma). \quad (1)$$

Here, we use the following notation.

Z determines the overall counterterm of its argument. We sum over all graphs γ which are proper subgraphs of Γ . If γ has no overall divergence, $Z(\gamma) = 0$. Otherwise, $Z(\gamma)$ compensates its divergence and replaces γ in Γ . The resulting expression multiplies the graph Γ/γ . This graph is achieved by reducing γ in Γ to a point.

$R(\Gamma)$ is a renormalization map. In the MS scheme, for example, it simply maps to the proper pole part of Γ . For graphs γ_i without subdivergences, we have $Z(\gamma_i) = -R(\gamma_i)$.

The above formula applies iteratively until each forest is expressed in terms of such graphs. On subgraphs γ containing several disconnected components, e.g. $\gamma = \gamma_1 \cup \gamma_2$, we have $Z(\gamma) = Z(\gamma_1)Z(\gamma_2)$.

The forest formula is best explained by studying an example. We consider Fig.(1). We find

$$\begin{aligned} Z(\Gamma) &= -R(\Gamma) - R(Z(\gamma_3)\Gamma/\gamma_3 + Z(\gamma_4)\Gamma/\gamma_4 + Z(\gamma_2)\Gamma/\gamma_2 + Z(\gamma_1)\Gamma/\gamma_1 \\ &\quad + Z(\gamma_3)Z(\gamma_4)\Gamma/(\gamma_3 \cup \gamma_4) \\ &\quad + Z(\gamma_3)Z(\gamma_2)\Gamma/(\gamma_3 \cup \gamma_2) \\ &\quad + Z(\gamma_3)Z(\gamma_1)\Gamma/(\gamma_3 \cup \gamma_1) \\ &\quad + Z(\gamma_3)Z(\gamma_2)Z(\gamma_1)\Gamma/(\gamma_3 \cup \gamma_2 \cup \gamma_1) \\ &\quad + Z(\gamma_2)Z(\gamma_1)\Gamma/(\gamma_2 \cup \gamma_1)) \\ Z(\gamma_4) &= -R(\gamma_4) - R(Z(\gamma_1))\gamma_4/\gamma_1 + Z(\gamma_2)\gamma_4/\gamma_2 + Z(\gamma_1)Z(\gamma_2)\gamma_4/(\gamma_1 \cup \gamma_2), \end{aligned}$$

with

$$Z(\gamma_i) = -R(\gamma_i), \quad i \in \{1, 2, 3\}. \quad (2)$$

We see that we resolve the forests until we express everything in terms of Feynman graphs without subdivergences.

It is a standard result that forests never overlap. They appear always nested inside each other (γ_1 is inside γ_4) or disjoint (γ_4 is disjoint to γ_3). It is one of the achievements of renormalization theory that overlapping divergences are resolved in terms of nested and disjoint ones.

For such non-overlapping forests, we can map our Feynman graph to words with brackets as follows. The idea is that the words consists of letters for which we use Feynman graphs without subdivergences. Brackets in such words are derived from the forest structure and indicate the way subdivergences are entangled in the Feynman graphs.

Let us have a closer look at our example. We can actually arrange all divergent sectors in a way that the disjoint forests are placed side by side, at the same horizontal level, as in Fig.(2).

Now we can safely forget about the horizontal lines and interpret the left vertical line of a forest as an opening bracket, and the right vertical line as a closing one. Then, we can interpret the above

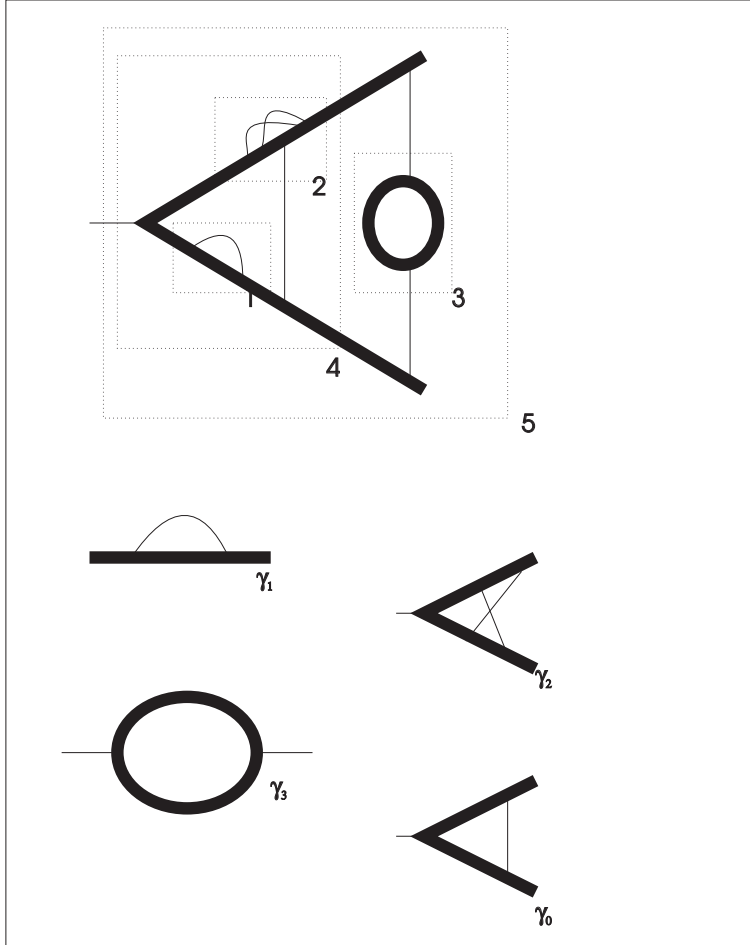


Figure 1: A Feynman graph Γ with subdivergences. There are various subgraphs γ_i . Ultimately, we can consider it as an expression in various Feynman graphs without subdivergences, which are nested into each other and in this way built up the given graph.

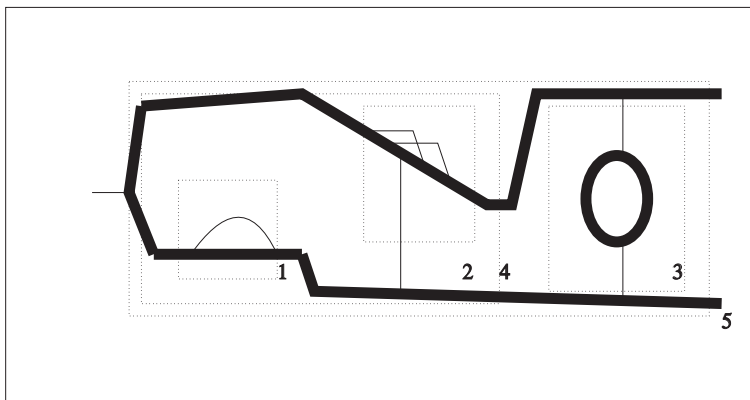


Figure 2: We redraw the Feynman graph of the previous figure. This Feynman graph belongs to the class spanned by the word $((\gamma_1)(\gamma_2\gamma_0)(\gamma_3)\gamma_0)$. The bracket configuration is obtained from the forest configuration above by ignoring the dashed horizontal lines.

Feynman diagram as a possible realization of a word with parenthesis. It consists of letters which are Feynman diagrams free of subdivergences:

$$\Gamma \in (((\gamma_1)(\gamma_2)\gamma_0)(\gamma_3)\gamma_0), \quad (3)$$

while the subgraph $\gamma_4 \in ((\gamma_1)(\gamma_2)\gamma_0)$. Note that $\gamma_0 = \Gamma/(\gamma_3 \cup \gamma_4)$ and also $\gamma_0 = \gamma_4/(\gamma_1 \cup \gamma_2)$ in our example.

The brackets indicate the forest structure of the diagram. In this mapping from Feynman diagrams to words with parenthesis we loose some information. This concerns the location as to where a graph γ_i is placed in another graph γ_j . But as we have to sum over all possible Feynman diagrams anyhow, this ambiguity is resolved automatically.

Any Feynman diagram belongs to a class given by some word with brackets. A complete class is the set of all Feynman diagrams which have contributions in a given word with bracket configuration.

In the next section, we will see that there is a natural Hopf algebra structure on these words, and that the forest formula is naturally related to the antipode.

3 The Hopf Algebra

Consider an alphabet of letters x_i . We allow for an infinite (though countable) set of letters. Finally, these letters will be realized by Feynman diagrams without subdivergences.

We introduce the notion of parenthesized words (PWs) on letters $\{x_i\}$. Here are some examples

$$(), (x_i), ((x_i)x_j), (x_i)(x_j), ((x_i)(x_j)x_k), \dots \quad (4)$$

Each PW consists of a string of letters and balanced brackets such that each letter in a PW has one closing bracket on its rhs, but can have more than one opening bracket on its lhs. The empty word $e := ()$ is allowed as well and will act as the unit in the algebra to be defined in a moment.

A PW whose leftmost opening bracket is matched by its rightmost closing bracket is called an irreducible PW (iPW). Otherwise it is reducible and a product of iPWs. Here are some irreducible words

$$(), (x_i), ((x_i)x_j), ((x_i)(x_j)x_k), (((x_i)x_j)x_k), \dots \quad (5)$$

and here is a reducible word

$$((x_i)x_j)(x_k). \quad (6)$$

For an arbitrary PW word we call the number of letters in it its depth k . Each letter itself is assumed to be of order

$$x_i \sim \hbar^{N_i}/\epsilon. \quad (7)$$

Here, N_i is a positive integer (> 0), which we assume to be known for each x_i , and \hbar, ϵ are small positive parameters. This again is taken from perturbative quantum field theory. Feynman graphs without subdivergences all provide a first order pole in a regularization parameter ϵ , and are of order \hbar^{N_i} , if they contain N_i loops.

Thus, each PW delivers a Laurent series in ϵ . Its degree equals the depth of the PW. Further, the weight or numbers of loops n of a PW of depth k is the sum of the orders in \hbar of all its letters,

$$n := \sum_{j=1}^k N_{i_j}. \quad (8)$$

Let \mathcal{A} be the set of all PWs. We regard it as a \mathbf{Q} -vectorspace. We furnish this vectorspace with a product and a unit $e \equiv ()$

$$\begin{aligned} m : \quad \mathcal{A} \otimes \mathcal{A} &\rightarrow \mathcal{A} \\ m((X) \otimes (Y)) &:= (X)(Y), \end{aligned} \quad (9)$$

$$\begin{aligned} E : \quad \mathbf{Q} &\rightarrow \mathcal{A} \\ E(q) &:= qe, e(X) = (X)e = (X), \end{aligned} \quad (10)$$

\forall PWs (X) , (Y) and rational numbers q .

Let us introduce an equivalence relation at this point. We call two expressions (X) , (Y) equivalent, $(X) \sim (Y)$, if and only if

$$\lim_{\epsilon \rightarrow 0, \hbar \rightarrow 0} [(X) - (Y)] = 0. \quad (11)$$

We extend this equivalence relation to $\mathcal{A}^{\otimes n}$ such that, for example,

$$[(X) \otimes (Y)] \sim [(U) \otimes (V)] \Leftrightarrow \lim_{\epsilon \rightarrow 0, \hbar \rightarrow 0} [(X) \otimes (Y)] - [(U) \otimes (V)] = 0. \quad (12)$$

An endomorphism R from $\mathcal{A} \rightarrow \mathcal{A}$ is called a renormalization map iff

$$[R((X)) - (X)] \sim 0. \quad (13)$$

Accordingly, $R((X))$ has the same pole terms in ϵ as (X) . Note that in general

$$[R((X)) - (X)] \otimes (Y) \not\sim 0. \quad (14)$$

Next, we furnish \mathcal{A} with a Hopf algebra structure [3]. We define a counit by

$$\begin{aligned} \bar{e} : \quad \mathcal{A} &\rightarrow \mathbf{Q} \\ \bar{e}(e) &:= 1, \end{aligned} \quad (15)$$

$$\bar{e}((X)) := 0, \quad \forall (X) \neq e \in \mathcal{A}. \quad (16)$$

Before we can check that this is a counit we have to define a coproduct Δ .

First, we define

$$\begin{aligned} P_L : \quad \mathcal{A} \otimes \mathcal{A} &\rightarrow \mathcal{A} \otimes \mathcal{A} \\ P_L &:= (id - E \circ \bar{e}) \otimes id \end{aligned} \quad (17)$$

$$\begin{aligned} B : \quad \mathcal{A} \otimes \mathcal{A} \otimes \mathcal{A} &\rightarrow \mathcal{A} \otimes \mathcal{A} \\ B_{(Z)}((X) \otimes (Y)) &:= (X) \otimes ((Y)Z). \end{aligned} \quad (18)$$

and now the coproduct:

$$\begin{aligned} \Delta : \quad \mathcal{A} &\rightarrow \mathcal{A} \otimes \mathcal{A} \\ \Delta(e) &:= e \otimes e \end{aligned} \quad (19)$$

$$\Delta((x_i)) := R(x_i) \otimes e + e \otimes (x_i) \quad (20)$$

$$\Delta((X)(Y)) := \Delta((X))\Delta((Y)), \quad (21)$$

$$\Delta(((X)x_i)) := R(((X)x_i)) \otimes e + e \otimes ((X)x_i) + B_{(x_i)}(P_L(\Delta((X)))), \quad (22)$$

$$\Delta(R(X)) := \Delta((X)). \quad (23)$$

Note that the above definition is complete as any iPW has the form $((X)x_i)$ for some PW (X) and for some letter x_i . The presence of P_L guarantees that we defined the coproduct on PWs of depth k in terms of the coproduct of words of depths $< k$. Note that $P_L(e \otimes (X)) = 0$, \forall PWs (X) , and that $P_L^2 = P_L$.

The reader should confirm the following examples, which are given for the case of a Feynman graph with one nested subdivergence in Eq.(24), for two disjoint subdivergences nested in a further graph in Eq.(25), and finally for a subdivergence nested in another graph nested in yet another graph in Eq.(26). Fig.(3) gives examples for these cases.

$$\Delta(((x_i)x_j)) = R(((x_i)x_j)) \otimes e + e \otimes ((x_i)x_j) + R((x_i)) \otimes (x_j), \quad (24)$$

$$\begin{aligned} \Delta(((x_i)(x_j)x_k)) &= R(((x_i)(x_j)x_k)) \otimes e + e \otimes ((x_i)(x_j)x_k) \\ &\quad + R((x_i)) \otimes ((x_j)x_k) + R((x_j)) \otimes ((x_i)x_k) \\ &\quad + R((x_i))R((x_j)) \otimes (x_k) \end{aligned} \quad (25)$$

$$\begin{aligned} \Delta((((x_i)x_j)x_k)) &= R((((x_i)x_j)x_k)) \otimes e + e \otimes (((x_i)x_j)x_k) \\ &\quad + R((x_i)) \otimes ((x_j)x_k) + R((x_i)x_j) \otimes (x_k) \end{aligned} \quad (26)$$

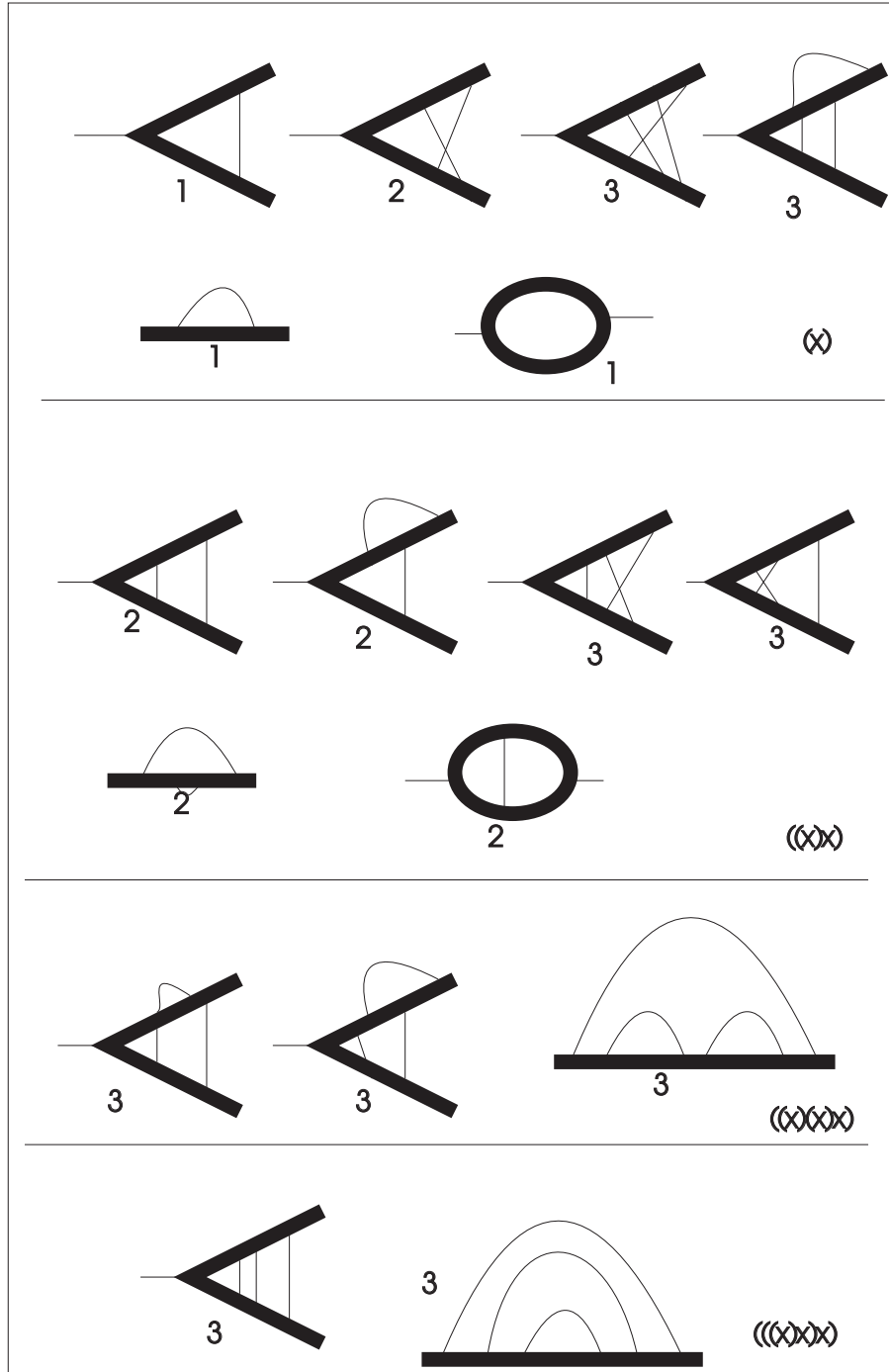


Figure 3: Some Feynman graphs belonging to the classes (x) , (xx) , $((x)(xx))$ and $(((\times)xx))$. We indicate the order in \hbar .

Having defined a coproduct, it is natural to ask if it is cocommutative and coassociative. We immediately note that Δ is neither cocommutative nor coassociative.

In fact, the coassociativity is restored in the limit $R \rightarrow id$. Let us prove this assertion. Δ is obviously coassociative on words of depth one. For higher words, we proceed by induction. We first note that for $R \rightarrow id$ we can write

$$\Delta(((X)x_j)) = B_{(x_j)}(\Delta((X)) + ((X)x_j) \otimes e. \quad (27)$$

Now assume Δ is coassociative on words of depth n . We first prove that it is coassociative on irreducible words of depth $n+1$. We sum over repeated indices.

$$\begin{aligned} (id \otimes \Delta)(\Delta(((X)x_j))) &= (id \otimes \Delta)(B_{(x_j)}(s_i \otimes t_i) + ((X)x_j) \otimes e \otimes e) \\ &= (id \otimes B_{(x_j)})(id \otimes \Delta)(\Delta((X))) + s_i \otimes ((t_i)x_j) \otimes e \\ &\quad + ((X)x_j) \otimes e \otimes e \\ &= (id \otimes B_{(x_j)})(\Delta \otimes id)(\Delta((X))) + s_i \otimes ((t_i)x_j) \otimes e \\ &\quad + ((X)x_j) \otimes e \otimes e \\ &= (\Delta \otimes id)B_{(x_j)}(\Delta((X))) + \Delta(((X)x_j)) \otimes e \\ &= (\Delta \otimes id)(\Delta(((X)x_i))). \end{aligned}$$

We used Eq.(27) several times and the assumption of coassociativity at depth n in the third line. It remains to prove that Δ is coassociative on arbitrary words of length $n+1$.

$$\begin{aligned} (id \otimes \Delta)\Delta((X)(Y)) &= (id \otimes \Delta)\Delta((X))\Delta((Y)) \\ &= (id \otimes \Delta)(s_i r_j \otimes t_i u_j) \\ &= s_i r_j \otimes \Delta(t_i)\Delta(u_j) \\ &= ((id \otimes \Delta)(\Delta((X))))(id \otimes \Delta)(\Delta((Y))) \\ &= ((\Delta \otimes id)(\Delta((X))))((\Delta \otimes id)(\Delta((Y)))) \\ &= (\Delta \otimes id)\Delta((X)(Y)). \end{aligned}$$

Thus, the failure of coassociativity can be attributed to the fact that in general $R \neq id$.

Δ remains non-cocommutative in this limit though, as Eq.(25) exhibits.

It is now clear that \bar{e} is a proper counit. One easily confirms that

$$(\bar{e} \otimes id)\Delta((X)) \sim (id \otimes \bar{e})\Delta((X)) \sim (X). \quad (28)$$

Finally, we find an antipode S as

$$S : \quad \mathcal{A} \rightarrow \mathcal{A} \quad (29)$$

$$S(e) = e, \quad (30)$$

$$S((x_i)) = -(x_i), \quad (31)$$

$$S(R(x_i)) = -R(x_i), \quad (32)$$

$$S((X)(Y)) = S((Y))S((X)), \quad (33)$$

$$S(((X)x_i)) = -(((X)x_i) + m((id \otimes S)P_2(\Delta((X)x_i))), \quad (34)$$

$$S(R((X)x_i)) = -R(((X)x_i) + m((S \otimes id)P_2(\Delta((X)x_i))), \quad (35)$$

$$P_2 := (id - E \circ \bar{e}) \otimes (id - E \circ \bar{e}).$$

For consistency reasons, in the limit $R \rightarrow id$, the two equations Eqs.(33,34) must agree. We know already that in this limit Δ becomes coassociative. It is then easy to verify that Eq.(33) is equivalent to Eq.(34) as well. We mainly have to show that

$$\begin{aligned} &m[(id \otimes m)(id \otimes id \otimes S)(P_3)(id \otimes \Delta)(\Delta)] \\ &= m[(m \otimes id)(S \otimes id \otimes id)(P_3)(\Delta \otimes id)(\Delta)], \end{aligned}$$

where

$$P_3 := (id - E \circ \bar{e}) \otimes (id - E \circ \bar{e}) \otimes (id - E \circ \bar{e}). \quad (35)$$

Again, an induction proof works, using the associativity of m , the coassociativity of Δ (in the limit $R \rightarrow id$) and the assumption that the assertion holds for PWs of depth n . One easily verifies that the assertion holds for words of depth three by explicit calculation (there is nothing to prove at depth two or depth one).

The following examples are easy to work out

$$S(R(((x_i)x_j))) = -R(((x_i)x_j)) + R(R(x_i)(x_j)) \quad (36)$$

$$\begin{aligned} S(R(((x_i)(x_j)x_k))) &= -R(((x_i)(x_j)x_k)) + R(R((x_i))((x_j)x_k)) \\ &\quad + R(R((x_j))((x_i)x_k)) - R(R((x_i))R((x_j))(x_k)). \end{aligned} \quad (37)$$

One also checks that

$$R(S((X))) = S(R((X))), \quad \forall (X) \in \mathcal{A}, \quad (38)$$

by a similar induction argument.

As a final clarifying example, we confirm $R(S(((x_i)(x_j)x_k))) = S(R(((x_i)(x_j)x_k)))$:

$$\begin{aligned} S(((x_i)(x_j)x_k))) &= -((x_i)(x_j)x_k) - R((x_i))S(((x_j)x_k)) - R((x_j))S(((x_i)x_k)) \\ &\quad - R((x_i))R((x_j))S((x_k)) \\ &= -((x_i)(x_j)x_k) - R((x_i))(-((x_j)x_k) + R((x_j))(x_k)) \\ &\quad - R((x_j))(-((x_i)x_k) + R((x_i))(x_k)) + R((x_i))R((x_j))(x_k) \\ &= -((x_i)(x_j)x_k) + R((x_i))((x_j)x_k) \\ &\quad + R((x_j))((x_i)x_k) - R((x_i))R((x_j))(x_k) \\ &\Rightarrow R(S(((x_i)(x_j)x_k))) = S(R(((x_i)(x_j)x_k))). \end{aligned}$$

One verifies from its definition that S fulfils

$$m \circ (S \otimes id) \circ \Delta \sim m \circ (id \otimes S) \circ \Delta \sim E \circ \bar{e} \quad (39)$$

for general R , and is thus a proper antipode.

It is an instructive exercise to work out a few more examples and check the assertions above.

By construction, the formulas for the antipode conspire to give the $Z_{(X)}$ -factor of a Feynman graph (X) as $Z_{(X)} = R(S((X))) = S(R((X)))$ and the Feynman graph with renormalized subdivergences as $-S((X))$, so that a renormalized Feynman graph is obtained as

$$-S((X)) + R(S((X))). \quad (40)$$

For $(X) = ((x_i)x_j)$ this equation reads

$$((x_i)x_j) - R((x_i))(x_j) - R(((x_i)x_j)) + R(R((x_i))(x_j)), \quad (41)$$

which is evidently finite and corresponds to a Feynman graph (x_i) nested in another graph (x_j) . We encourage the reader to work out a few more examples (like the one of Fig.(1)) and prove the equivalence of the antipode with the forest formula of the previous section by an easy induction.

4 A Toy Model

4.1 Nested and disjoint divergences

Actually, to utilize the above structures, one would wish to determine PWs in terms of their letters. This demands a factorization property, that is, one wishes to have properties like $((x_i)x_j) \sim (x_i)\overline{(x_j)}$, where the bar indicates an appropriate modification of (x_j) .

To understand how such factorization properties appear we begin by studying a model. It shares a sufficient number of properties with the situation in pQFT to be a worthwhile introduction. It also serves the purpose to gain some familiarity with the renormalization business for the uninitiated reader.

Consider a set of functions

$$l_j(c) := \int_0^\infty \frac{x^{-j\epsilon} dx}{x+c} = \frac{4\pi}{\sin(\epsilon j\pi)} c^{-j\epsilon}. \quad (42)$$

We assume $c > 0$, $1 \gg \epsilon > 0$.

These functions will play the role of the letters x_j in the previous section. Let us call the integrand of $l_j(c)$ a ' j -loop Feynman diagram without subdivergences, depending on the external parameter c . Feynman diagrams have to be integrated, which then corresponds to an 'integrated Feynman diagram' $l_j(c)$. The integration of Feynman diagrams is usually ill-defined, which is reflected by the fact that as a Laurent-series in ϵ , $l_j(c)$ has a pole term.

We are interested in the limit $\epsilon \rightarrow 0$. So we will replace the Feynman-diagram by the diagram plus a counterterm, whose sole purpose it is to absorb this pole term. Actually, field theory demands that such counterterms are independent of external parameters. This is the mechanism which brings renormalization into the game.

It is easy to see that

$$l_j(c) - l_j(1) = \frac{4\pi}{\sin(\epsilon j\pi)} [c^{-j\epsilon} - 1] \quad (43)$$

has no pole term any longer (in ϵ). Thus, the second term on the lhs above is a good c -independent counterterm. To get non-trivial examples, we define 'Green functions with subdivergences'. Let us consider the case of a nested subdivergence:

$$((l_{j_2})l_{j_1})(c_1, c_2) := \int_0^\infty dx_1 dx_2 \frac{x_1^{-j_1\epsilon}}{x_1+c} \frac{x_2^{-j_2\epsilon}}{x_2+x_1+c}. \quad (44)$$

One easily shows that

$$((l_{j_2})l_{j_1})(c_1, c_2) - ((l_{j_2})l_{j_1})(c_1, 0) \quad (45)$$

allows for the limit $\epsilon \rightarrow 0$. Thus, any counterterm for this Green-function will be independent of c_2 , which we thus can set to zero.

We now evaluate the unrenormalized Green-function $((l_{j_2})l_{j_1})(c_1, 0)$ as

$$((l_{j_2})l_{j_1}) = l_{j_2}(1)l_{j_2+j_1}(1)c_1^{-(j_1+j_2)\epsilon}. \quad (46)$$

But, if we try to compensate the pole terms in this expression by subtraction of $((l_{j_2})l_{j_1})(1, 0)$, we find that neither the pole terms cancel, nor do we find independence of c_1 :

$$((l_{j_2})l_{j_1})(c_1, 0) - ((l_{j_2})l_{j_1})(1, 0) \sim \frac{\log(c_1)}{\epsilon}. \quad (47)$$

The cure is readily at hand. We have to compensate the subdivergence in the x_2 integration first. The x_2 integration in $((l_{j_2})l_{j_1})(c_1, 0)$ is a subintegration which gives $l_{j_2}(x_1)$. The counterterm for it is the x_1 -independent $l_{j_2}(1)$, see above. Plugging this in amounts to the replacement

$$\frac{1}{x_2+x_1} \rightarrow \left(\frac{1}{x_2+x_1} - \frac{1}{x_2+1} \right). \quad (48)$$

This corresponds to the 'Green-function plus its counterterm graph'.

We obtain for it the combination

$$l_{j_2}(1)l_{j_1+j_2}(1)c_1^{-(j_1+j_2)\epsilon} - l_{j_2}(1)l_{j_1}(1)c_1^{-j_1\epsilon}. \quad (49)$$

It is now easy to see that this combination has pole terms which are independent of c_1 . Thus, evaluating this combination at $c_1 = 1$ gives us another combination with the same pole terms. Finally, our counterterm reads

$$l_{j_2}(1)l_{j_1+j_2}(1) - l_{j_1}(1)l_{j_2}(1). \quad (50)$$

Let us pause at this stage and make contact to the previous section. We define $e := 1$. Identifying R with minus the evaluation at $c_1 = 1$ and using factorization properties like $((l_i)l_j) = l_i(1)l_{i+j}(1)$, we get

$$\Delta((l_j)) = l_j(1) \otimes 1 + 1 \otimes l_j(c_1) \quad (51)$$

$$R(S(l_j)) = Z_{(l_j)} = -l_j(1), \quad (52)$$

$$\Delta(((l_{j_2})l_{j_1})) = l_{j_2}(1)l_{j_1+j_2}(1) \otimes 1 + 1 \otimes l_{j_2}(1)l_{j_1+j_2}(c_1) \quad (53)$$

$$+ l_{j_2}(1) \otimes l_{j_1}(c_1) \quad (54)$$

$$R(S(((l_{j_2})l_{j_1}))) = Z_{((l_{j_2})l_{j_1})} = -(l_{j_2}(1)l_{j_1+j_2}(1) + l_{j_2}(1)l_{j_1}(1)). \quad (55)$$

The reader will find it easy to generalize this to more nested divergences.

We also introduce disjoint subdivergences in the obvious manner:

$$((l_i)(l_j)l_k)(q) := \int_0^\infty \frac{x_1^{-j_1\epsilon} dx_1}{x_1 + q} \frac{x_2^{-j_2\epsilon} dx_2}{x_2 + x_1} \frac{x_3^{-j_3\epsilon} dx_3}{x_3 + x_1} \quad (56)$$

$$\Delta(((l_i)(l_j)l_k))) = 1 \otimes l_i(1)l_j(1)l_{i+j+k}(q) + l_i(1)l_j(1)l_{i+j+k}(1) \otimes 1 \quad (57)$$

$$+ l_i(1) \otimes l_j(1)l_{j+k}(q) + l_j(1) \otimes l_i(1)l_{i+k}(q) + l_i(1)l_j(1) \otimes l_k(q), \quad (58)$$

and therefore

$$R(S(((l_i)(l_j)l_k)))) = Z_{((l_i)(l_j)l_k)} := -l_i(1)l_j(1)l_{i+j+k}(1) + l_i(1)l_j(1)l_{j+k}(1) + l_jl_{i+k}(1) - l_i(1)l_j(1)l_k(1). \quad (59)$$

An arbitrary Green function is a combination of disjoint or nested divergences indicated by a $()$ -type bracket structure introduced in the previous section. The combination $R(S((X))) - S((X))$ is by construction finite (exists at $\epsilon = 0$) and corresponds to the renormalized Green function associated to the unrenormalized Green function (X) .

4.2 Overlapping Divergences

We mentioned in the first section that it is one of the achievements of renormalization theory that it disentangles overlapping divergences in terms of nested and disjoint ones. Actually, the situation is even better and one gets factorization properties even for overlapping divergences. In this subsection, we again take recourse to a simplified model to study the crucial properties, before we turn to quantum field theory in a later section.

To have a model for overlapping divergences, we have to consider expressions which are at least linearly divergent. Consider

$$G^{[1]}(c_1; j_1) := \overline{\int_0^\infty} dx \frac{x^{1-j_1\epsilon}}{x + c_1} := c_1 l_{j_1}(1). \quad (60)$$

This equation defines the functional $\overline{\int_0^\infty} dx$. It amounts to nullify an expression

$$\lim_{r \rightarrow \infty} \frac{r^{1-j_1\epsilon}}{1 - j_1\epsilon} \forall j_1. \quad (61)$$

This can be rigorously justified in dimensional regularization [1]. In other regularization schemes, one would keep such terms which regularize to c_1 -independent terms. For the sake of clarity, we abandon them here. This amounts to setting

$$G^{[1]}(0; j) = 0, \forall j. \quad (62)$$

Let us next discuss the case where we have subdivergences in $G^{[1]}$.

$$G^{[2]}(c_1, c_2; j_1, j_2) := \int_0^\infty dx_1 dx_2 \frac{x_1^{1-j_1\epsilon}}{[x_1 + c_1]} \frac{1}{[x_1 + x_2]} \frac{x_2^{1-j_2\epsilon}}{[x_2 + c_2]}. \quad (63)$$

There is a subdivergence when x_1 tends to infinity, with x_2 kept fixed, and vice versa. These subdivergences overlap. The propagator $1/[x_1 + x_2]$ participates in both. The corresponding two forests are rectangles which are neither disjoint nor nested, but overlap. We want to resolve this into nested divergences.

These subdivergences are log-divergent, and thus have counterterms $l_{j_1}(1), l_{j_2}(1)$, as before. Adding counterterm contributions for them we have to consider

$$G^{[2]}(c_1, c_2; j_1, j_2) - l_{j_2}(1)G^{[1]}(c_1; j_1) - l_{j_1}(1)G^{[1]}(c_2; j_2). \quad (64)$$

Next, we note that the following combination is finite in the limit $\epsilon \rightarrow 0$:

$$G^{[2]}(c_1, c_2; j_1, j_2) - G^{[2]}(0, c_2; j_1, j_2) - G^{[2]}(c_1, 0; j_1, j_2) + G^{[2]}(0, 0; j_1, j_2) \sim 0 \quad (65)$$

$$\Rightarrow G^{[2]}(c_1, c_2; j_1, j_2) \sim G^{[2]}(0, c_2; j_1, j_2) + G^{[2]}(c_1, 0; j_1, j_2) - G^{[2]}(0, 0; j_1, j_2) \quad (66)$$

Further, $G^{[2]}(0, 0; j_1, j_2) = l_{j_1}(1)G^{[1]}(0; j_1 + j_2) = 0$ according to our conventions.

We thus find

$$G^{[2]}(c_1, c_2; j_1, j_2) - l_{j_2}(1)G^{[1]}(c_1; j_1) - l_{j_1}(1)G^{[1]}(c_2; j_2) \quad (67)$$

$$\sim G^{[2]}(0, c_2; j_1, j_2) + G^{[2]}(c_1, 0; j_1, j_2) - l_{j_2}(1)G^{[1]}(c_1; j_1) - l_{j_1}(1)G^{[1]}(c_2; j_2) \quad (68)$$

$$= -S(((l_{j_1})G^{[1]}(c_2; j_2))) - S(((l_{j_2})G^{[1]}(c_1; j_1))), \quad (69)$$

and

$$Z_{G^{[2]}(c_1, c_2; j_1, j_2)} = R(S(((l_{j_1})G^{[1]}(c_2; j_2)))) + R(S(((l_{j_2})G^{[1]}(c_1; j_1)))). \quad (70)$$

This is the decomposition of an overlapping divergence into two nested divergences we were after. Also, the factorization properties remain intact:

$$G^{[2]}(c_1, 0; j_1, j_2) = l_{j_2}(1)G^{[1]}(c_1, j_1 + j_2) \quad (71)$$

$$G^{[2]}(0, c_2; j_1, j_2) = l_{j_1}(1)G^{[1]}(c_2, j_1 + j_2) \quad (72)$$

We will see in the next section how to derive this result in general.

5 Quantum Field Theories

5.1 Internal corrections

To convince ourselves that we find factorization properties also in realistic quantum field theories, we discuss the possible obstructions. Let us first clarify our aim. A Feynman graph γ_i which is only a function of one external momentum q has the form

$$F(\epsilon)[q^2]^{-N_i\epsilon}. \quad (73)$$

Assume there is another graph Γ which contains γ_i as a proper subgraph at some propagator. Let this propagator carry internal momentum l say. This propagator will furnish a denominator $1/l^2$. Then, Γ can be calculated as

$$F(\epsilon) \times \Gamma/\gamma_i \left\{ \frac{1}{l^2} \rightarrow \frac{1}{[l^2]^{1+N_i\epsilon}} \right\}. \quad (74)$$

This is the factor property we are after. We reduced the calculation into a product form, where we allow for non-integer powers in the denominators of propagators.

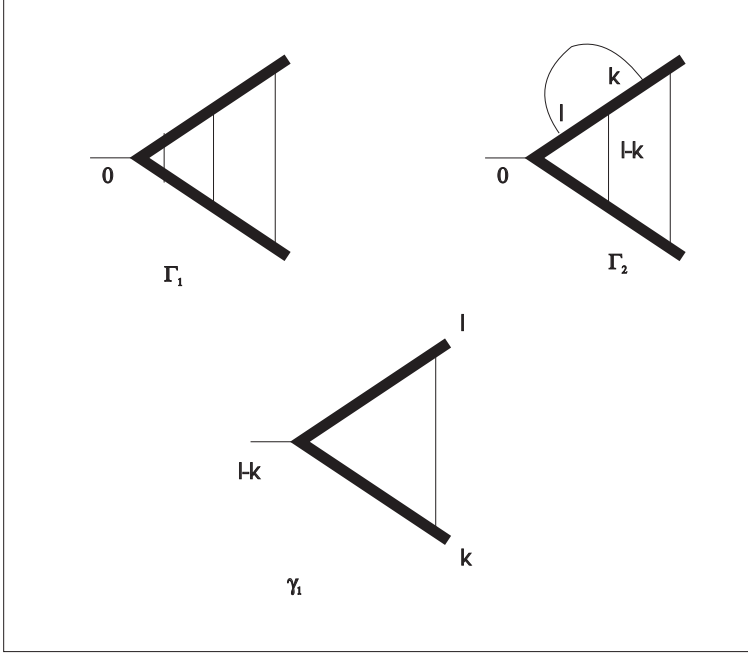


Figure 4: Two Feynman graphs Γ_1 belongs to the class $((\gamma_1)\gamma_1)\gamma_1$. Γ_1 is directly factorizable, as we can nullify the external momentum q . Γ_2 splits into a contribution in this class, plus a contribution $((X)\gamma_1)$, where $(X) = ((\gamma_{1,k-l} - \gamma_1)\gamma_1)$.

But in general, a graph γ_i will depend on more than one external momentum. If it appears as a proper subgraph in some larger graph Γ , the external momenta of γ_i are internal momenta of Γ , and thus cannot be nullified to render the subgraph factorizable. In such a situation, we proceed as follows. Assume γ_i is a function of $r > 1$ external momenta l_{i_1}, \dots, l_{i_r} , which are internal in Γ :

$$\gamma_i = \gamma_i(l_{i_1}, \dots, l_{i_r}). \quad (75)$$

We make the replacement

$$\gamma_i(l_{i_1}, \dots, l_{i_r}) \rightarrow [\gamma_i(l_{i_1}, \dots, l_{i_r}) - \gamma_i(0, \dots, l_{i_j}, \dots, 0)] + \gamma_i(0, \dots, l_{i_j}, \dots, 0). \quad (76)$$

The term in brackets on the rhs does not provide a subdivergence any longer, as the overall divergence of γ_i is independent of the chosen values of the momenta l_i (with the exception that we are not allowed to nullify all of them), and thus cancels out in the difference. We thus do not need a factorization property for it.

The other term, which still generates a subdivergence, scales as $(l_{ij}^2)^{N_{i\epsilon}}$ and thus factorizes as above when plugged into Γ .

The following example demonstrates this idea. Let γ_1 be the one-loop vertex correction in massless Yukawa theory, say, evaluated at zero momentum transfer. Let $\gamma_{1,q}$ be the same graph with nonvanishing momentum transfer. In Fig.(4) we see two graphs Γ_1, Γ_2 . Γ_1 belongs to the class $((\gamma_1)\gamma_1)\gamma_1$. Γ_2 splits by the above procedure into two terms:

$$(\gamma_1((\gamma_{1,q} - \gamma_1)\gamma_1) + ((\gamma_1)\gamma_1)\gamma_1). \quad (77)$$

We use that $R(\gamma_1) \sim R(\gamma_{1,q})$ and conclude that

$$\Delta(((\gamma_{1,q} - \gamma_1)\gamma_1)) = R(((\gamma_{1,q} - \gamma_1)\gamma_1)) \otimes e + e \otimes ((\gamma_{1,q} - \gamma_1)\gamma_1). \quad (78)$$

Thus, we can regard $((\gamma_{1,q} - \gamma_1)\gamma_1)$ as a new primitive element (it has no subdivergences). It is a general phenomenon that internal subdivergences split into factorizable contributions when expanded in terms of primitive elements.

5.2 Once more: Overlapping Divergences

In this section, we once more consider overlapping divergences. We utilize the Schwinger Dyson equation to show that we can resolve these divergences into nested and disjoint ones in a factorizable manner. Similar techniques were used in [4].

We start with the Schwinger Dyson equation for a two-point function.

$$\begin{aligned} P(q) &= Z \int d^D k \Gamma(k, q+k) P(q) P(q+k) \\ &= \int d^D k \Gamma(k, q+k) P(q) P(q+k) \Gamma(k+q, k) \\ &\quad - \int d^D k \Gamma(k, q+k) P(q) P(q+k) K(k, k+q) P(k) P(k+q) \Gamma(k+q, k). \end{aligned} \quad (79)$$

In the last line in this equation, we see the presence of the kernel K . It belongs to both subdivergences and is the source of the overlapping divergences.

Assume now that P is linearly overall divergent. This allows to improve overall powercounting by substitutions $\Gamma(k, q+k) - \Gamma(k, k)$ on the lhs and rhs in the above equations. This allows to express the overall divergence of P in terms of simpler functions as demonstrated in Fig.(5).

In this figure, we indicate nullified external momenta by unfilled blobs and a zero instead of q at internal propagators.

We see that in the final equation all reference to the kernel K disappeared as we reabsorbed the kernel by reading Eq.(79) backwards. This is the desired result.

For quadratic divergent two-point functions, one uses for example the methods of [5], to find similar results. Using such techniques, one can indeed not only establish that forests never overlap (a well-known fact in renormalization theory), but that one can always resolve subdivergent sectors into factorizable ones plus contributions in which these sectors become primitive.

6 Final Remarks

- We organized Feynman diagrams in classes corresponding to their forest structure. These classes carry a Hopf algebra structure. Each class is an element of the Hopf algebra. The process of renormalization is equivalent to the calculation of the antipode in this Hopf algebra.

The interesting properties of these classes come from the fact that nested and disjoint subdivergences renormalize in a different manner. The first example appears when one considers elements

$$(((x)x)x) - ((x)(x)x) \not\sim 0. \quad (80)$$

The non-triviality of this difference lies at the heart of all the interesting structures of the Hopf algebra \mathcal{A} . On PWs having only purely nested or purely disjoint divergences, the comultiplication remains coassociative.

- The simplest iPWs are delivered by purely nested configurations $((\dots(x_1, x_1)\dots)x_1)$ where we only allow for lowest order letters (one-loop graphs) x_1 . These words are known to deliver rational antipodes [4, 6].
- Investigating Feynman diagrams in the light of these results, we have strong indications to believe that \mathcal{A} is a braided quasi-bialgebra. We hope to be able to report on R -matrices and associators in future work.

The diagram illustrates the proof of the Jacobi identity for the Lie bracket $[Z, q]$. It consists of several rows of string diagrams:

- Row 1:** A diagram with a shaded region on the left, labeled q below and Z above, is equal to the sum of two diagrams. The first diagram has shaded regions on both ends, labeled q below. The second diagram has a vertical line through the center, with shaded regions on both ends, labeled q below.
- Row 2:** The first diagram from the previous row is equal to the sum of two diagrams. The first diagram has a shaded region on the left and an unshaded region on the right, labeled q below. The second diagram has a vertical line through the center, with a shaded region on the left and an unshaded region on the right, labeled q below and 0 below the right end.
- Row 3:** The second diagram from the previous row is equal to the sum of two diagrams. The first diagram has an unshaded region on the left and a shaded region on the right, labeled q below. The second diagram has a vertical line through the center, with an unshaded region on the left and a shaded region on the right, labeled 0 below the left end and q below the right end.
- Row 4:** The second diagram from the previous row is equal to the sum of two diagrams. The first diagram has unshaded regions on both ends, labeled q below. The second diagram has a vertical line through the center, with unshaded regions on both ends, labeled 0 below the left end and 0 below the right end.
- Row 5:** The final result is shown as a diagram with a shaded region on the left, labeled q below and Z above, is equal to the sum of three diagrams. The first diagram has a shaded region on the left, labeled q below and Z above. The second diagram has a shaded region on the right, labeled q below and Z above. The third diagram has unshaded regions on both ends, labeled q below.
- Row 6:** The final result is shown as a diagram with a shaded region on the left, labeled q below and Z above, is equal to a diagram with unshaded regions on both ends, labeled q below.

Figure 5: Using Eq.(79) back and forwards, we obtain an easy expression for the overall divergence of an overall linearly divergent two-point function. This guarantees all necessary factorization properties and disentangles the overlapping divergences in accordance with the forest formula.

- It is precisely the difference between nested and disjoint subdivergences above which stops us from defining a well-defined product on graphs.
- One can naturally map our PWs to more common looking bracket configurations, in the spirit of

$$(((x)x)x) \rightarrow (x \otimes x) \otimes x \quad (81)$$

$$((x)(x)x) \rightarrow x \otimes (x \otimes x). \quad (82)$$

This more tensor-categorical way of thinking will be addressed in the future as well.

- Feynman diagrams evaluate favourably in Euler/Zagier sums [4, 7, 8, 9, 10, 11, 12, 13]. For a definition of these sums, see for example [7, 14]. In view of the results in [15] we are optimistic to relate this property ultimately to the non-(co-)associativity structures observed in \mathcal{A} .
- From empirical investigations [7, 8, 9, 10, 11, 13], we conjecture a deeper role of positive knots in the understanding of Euler/Zagier sums. We expect an understanding of \mathcal{A} to be mandatory in this respect.
- It is interesting to note that there is a very natural realization of \mathcal{A} in terms of iterated integrals. We will report this elsewhere [16].
- Recently, it was suggested that counterterms in Feynman diagrams establish a weight system. Subdivergences obscured and restricted the applicability of these results [17, 18]. The bialgebraic results on the structure of subdivergences obtained in this paper will help clarify the situation.
- The results reported here fit nicely into the patterns observed in [19]. A systematic investigation is ongoing.
- This paper is still preliminary. You will find updated versions on the authors homepage.²

Acknowledgements

Foremost, I have to thank David Broadhurst for a long and ongoing collaboration. I also like to thank the students attending my recent course on *Knots and Renormalization*, especially M.Mertens, O.Welzel, R.Kreckel and V.Kleinschmidt, for lots of interesting questions and discussions.

References

- [1] J.Collins, *Renormalization*, Cambridge UP 1984.
- [2] W. Zimmermann, Comm.Math.Phys.15 (1969) 208.
- [3] C. Kassel, *Quantum Groups*, Springer Verlag 1995.
- [4] D. Kreimer, Habilschrift: *Renormalization and Knot Theory*, to appear in J.Knot Th.Ram.(sched. for Aug.97), MZ-TH/96-18, q-alg/9607022.
- [5] D.J. Broadhurst, R. Delbourgo, D. Kreimer, Phys.Lett.**B366** (1996) 421.
- [6] R. Delbourgo, A. Kalloniatis, G. Thompson, Phys.Rev.**D54** (1996) 5373;
R. Delbourgo, D. Elliott, D.S. McAnally, Phys.Rev.**D55** (1997) 5230;

²<http://dipmza.physik.uni-mainz.de/~kreimer/homepage.html>

- [7] D.J. Broadhurst, *On the enumeration of irreducible k-fold Euler sums and their roles in knot theory and field theory*, to appear in J.Math.Phys., Open Univ. preprint OUT-4102-62 (1996), hep-th/9604128.
- [8] D. Kreimer, Phys.Lett.**B354** (1995) 117.
- [9] D.J. Broadhurst, D. Kreimer, Int.J.of Mod.Phys.**C6** (1995) 519.
- [10] D.J. Broadhurst, J.A. Gracey, D. Kreimer, Z.Phys.**C75** (1997) 559.
D.J. Broadhurst, A. Kotikov, *Compact analytical form for non-zeta terms in critical exponents at order $1/N^3$* , subm. to Phys.Lett.B, hep-th/9612013.
- [11] D.J. Broadhurst, D. Kreimer, Phys.Lett.**B393** (1997) 403.
- [12] J.M. Borwein, D.A. Bradley, D.J. Broadhurst, Electronic J. Combinatorics **4** (1997) R5.
- [13] D.J. Broadhurst, *Conjectured enumeration of irreducible multiple zeta values, from knots and Feynman diagrams*, subm. to Phys.Lett.B, hep-th/9612012.
- [14] D. Zagier, in Proc.First European Congress Math. (Birkhäuser, Boston, 1994) Vol.II, pp 497-512; *Multiple Zeta Values*, in preparation.
- [15] D. Bar-Natan, Topology 34,2 (1995) 423;
Non-associative Tangles, Georgia Int.Topology Conf.Proc.
- [16] D. Kreimer, *Knots and Feynman Diagrams* (Cambridge UP, in preparation).
- [17] D. Kreimer, *Weight Systems from Feynman Diagrams*, to appear in J.Knot Th.Ram., hep-th/9612010.
- [18] D.J. Broadhurst, D. Kreimer, *Feynman Diagrams as a weight system: four-loop test of a four-term relation*, subm. to Phys.Lett.B, hep-th/9612011.
- [19] D. Kreimer, *On Knots in Subdivergent Diagrams*, to appear in Z.Phys.**C**, hep-th/9610128.