

Two-dimensional sideband Raman cooling and Zeeman state preparation in an optical lattice

A.V. Taichenachev, A.M. Tumarkin, and V.I. Yudin
Novosibirsk State University, Pirogova 2, Novosibirsk 630090, Russia

L. Hollberg
Time and Frequency Division, National Institute of Standards and Technology,
325 Broadway, MS 847-10, Boulder, CO 80303
(May 19, 2019)

A method of sideband Raman cooling to the vibrational ground state of the $m = 0$ Zeeman sublevel in a far-detuned two-dimensional optical lattice is proposed. In our scheme, the Raman coupling between vibrational manifolds of the adjacent Zeeman sublevels is shifted to the red sideband due to the ac Stark effect induced by a weak pump field. Thus, cooling and optical pumping to $m = 0$ is achieved by purely optical means with coplanar cw laser beams. The optical lattice and cooling parameters are estimated in the framework of simple theoretical models. An application of the transverse sideband cooling method to frequency standards is discussed. Coherent population trapping for the sideband Raman transitions between the degenerate vibrational levels is predicted.

PACS: 32.80.Pj, 42.50.Vk

Laser-cooled atoms play a critical role in modern frequency standards such as atomic fountains [1]. As is well-known, Sisyphe-type cooling in optical molasses with polarization gradients results in atoms with temperatures corresponding to tens of the single-photon recoil energies $\tau = (hk)^2/2M$ (for example, $T \approx 30 \tau/k_B \approx 3$ K in the case of Cs [2]). Even lower temperatures can be achieved by velocity-selective methods [3-5]. These methods, however, require more complicated technical implementations [4].

Recently, Poul Jessen and co-workers [6] demonstrated an elegant and efficient method of cooling atoms to the vibrational ground state of a far-off-resonance two-dimensional optical lattice. Their method is a variant of Raman sideband cooling [7] based on transitions between the vibrational manifolds of adjacent Zeeman substates. A static magnetic field is used to tune the Zeeman levels so that Raman resonance occurs on the red sideband and results in cooling. Two circularly polarized fields are then used to recycle the atoms for repetitive Raman cooling. The cooling operates in the Lamb-Dicke regime with cw laser beams and does not require phase-locked lasers; a transverse temperature of about 950 nK was achieved.

Unfortunately, Jessen's scheme is difficult to apply to frequency standards for several reasons. First, atoms are accumulated in the stretched $m = F$ substate of the $F = 4$ ground-state hyperfine level of Cs. For clock applications it would be necessary to transfer atoms from $|F = 4; m = 4\rangle$ to $|F = 4; m = 0\rangle$ without additional heating. In principle, this can be realized by the adiabatic passage technique [8]. Second, in the cooling scheme of Ref. [6] a static magnetic field in the range 100–300 mG is used to produce the required energy shift of the Zeeman substates and, consequently, additional shielding of the Ramsey region of the clock is necessary. Finally, and most critically, the geometry of the cooling scheme requires pumping and repumping beams propagating orthogonal to the cooling plane and these would, when present, produce unwanted light shifts for atoms in the Ramsey region.

Stimulated by the concepts and results from Jessen [6], we propose a new variant of transverse sideband cooling, that avoids problems mentioned above, while maintaining most of the attractive features. In the present scheme, only cw lasers lying in the cooling plane are used. The basic difference from the method of Ref. [6] is that the linearly polarized pumping field now plays a two-fold role, both providing optical pumping back to the $m = 0$ magnetic sublevel and causing a uniform ac Stark shift that replaces the external magnetic field induced Zeeman shift in [6]. The lattice and cooling parameters are studied in the framework of simple theoretical models. The optimal magnitudes of the Raman transition amplitude, the pumping field intensity, and the detuning are found. These results are confirmed by numerical calculations for a more realistic model of the cycling $F \rightarrow F^0 = F$ transition. Apart from these, we find that coherence between degenerate (or nearly degenerate) lower vibrational levels can lead, under certain conditions, to significant changes in the cooling efficiency and cooling time.

The proposed cooling method may also be useful for atom optics as a high-brightness well-collimated source of atoms, or for general purposes of quantum-state control in a non-dissipative optical lattice.

The field configuration used for the optical lattice consists of three linearly polarized beams having equal amplitudes and propagating in the xy -plane with angles of $2\pi/3$ between each other (Fig. 1). The polarization vectors of these beams are tilted through a small angle with respect to the z -axis. This field can be written as

$$E(\mathbf{r}; t) = E_0 E(\mathbf{r}) \exp(-i\omega_L t) + \text{c.c.}$$

$$E(\mathbf{r}) = e_z \sum_{i=1}^3 \exp(ik_i r) + \tan(\theta) \sum_{i=1}^3 e_i \exp(ik_i r); \quad (1)$$

where k_i and $\tan(\theta)e_i$ are respectively the wave vectors and the in-plane components of the polarization of the i -th beam. All the beams have the same frequency, ω_L , far-detuned to the red of the D_2 resonance line.

As was shown in Ref. [9], if the detuning is much greater than the hyperfine splitting of the excited state, then the optical potential for the ground state takes the form

$$\Phi_F = \frac{2}{3} u_s F(F+1) + \frac{1}{3} u_s g(F) [E(\mathbf{r}) \cdot \mathbf{E}(\mathbf{r})] \hat{P}; \quad (2)$$

Here $g(F) = [F(F+1) + J(J+1) - I(I+1)]/[F(F+1)]$ where F , J and I are respectively the total, electron and nuclear angular momenta of the ground state, and \hat{P} is the angular momentum operator. The single-beam light shift u_s , defined as in Ref. [9], is proportional to the single-beam light intensity I and inversely proportional to the detuning $\Delta = \omega_L - \omega_{F_{max}^0}$: $u_s = A I = \dots$ (For the D_2 line of ^{133}Cs the constant $A = 1.5 \mu\text{G Hz} / (\text{mW cm}^2)$).

In the zeroth order with $\tan(\theta) = 1$, the field (1) is linearly polarized along e_z everywhere. The vector term in Eq. (2) vanishes, resulting in the isotropic optical potential

$$\Phi^{(0)} = \frac{4}{3} u_s \left[\frac{3}{2} + \cos\left(\frac{p}{3kx}\right) + \cos\left(\frac{p}{3kx} - \frac{3ky}{2}\right) + \cos\left(\frac{p}{3kx} + \frac{3ky}{2}\right) \right]; \quad (3)$$

In other words, contrary to the field configuration of Ref. [6], all the Zeeman sublevels have the same optical shift. For red detunings $\Delta < 0$, the minima of the potential (3) form a lattice consisting of ideal triangles with a side $2\pi/3$ (one of them has the coordinates $x = y = 0$).

In the general case, the atomic motion in a periodic potential leads to a band energy structure. However for potentials with a periodicity of the order of the light wavelength and with the depth much larger than the recoil energy $\hbar^2 k^2 / (2m)$ ($6u_s$ in the case under consideration), both the tunneling probability and the width are exponentially small for bands close to a potential minimum. Hence, instead of a lattice and energy bands we can consider vibrational levels as arising from independent potential wells. The spectrum of the lower levels can be defined, with good accuracy, from the harmonic expansion in the vicinity of the well's bottom:

$$\Phi^{(0)} \approx u_s [6 + 3k^2 (X^2 + Y^2)];$$

where X and Y are the displacements from the minimum. This expansion corresponds to a 2D isotropic harmonic oscillator with the frequency $\hbar\omega_v = \hbar^2 k^2 / (2m)$. Due to the isotropy, the n -th energy level is $n+1$ times degenerate. If the energy separation between adjacent vibrational levels is much greater than the recoil energy, the characteristic size of lower vibrational states is $l = \hbar / (m\omega_v)$. In this case we have strong localization, and the Lamb-Dicke regime holds.

Raman transitions between vibrational levels of adjacent magnetic substates are induced by the small in-plane component of the field (1). To first order of $\tan(\theta)$, the vector part of Eqn. (3) gives the correction

$$\Phi^{(1)} = \frac{1}{3} u_s g(F) \tan(\theta) M(\mathbf{r}) \hat{P}; \quad (4)$$

where M has the components $M_x = 2\sqrt{3} [\cos(3ky/2) \sin(\frac{p}{3kx}=2) + \sin(\frac{p}{3kx}=2)]$ and $M_y = 6 \sin(3ky/2) \cos(\frac{p}{3kx}=2)$. Since this term conserves the symmetry of the main potential (3), each well in the lattice obeys the same conditions for the Raman transitions. For the lower vibrational levels we use a first-order approximation with respect to the displacements X, Y from the minimum

$$\Phi^{(1)} \approx 3u_s g(F) \tan(\theta) (X \hat{P}_x + Y \hat{P}_y);$$

The operator $\hat{P}^{(1)}$ has off-diagonal elements both for the vibrational and for the magnetic quantum numbers, inducing transitions with the selection rules $n = \pm 1$ and $m = \pm 1$ (for a quantization axis along e_z). In order of magnitude,

the Raman transition rate between the lower vibrational levels is $U_R = u_s \tan(\theta)kl$. As was shown in Refs. [9,6], sideband cooling and coherent quantum-state control require this rate to be much greater than the spontaneous scattering rate of lattice photons $\gamma_s = 6 u_s \gamma$, where γ is the natural width. In our lattice $U_R = \gamma_s \approx 0.2 \tan(\theta) = (\gamma_r = u_s)^{1/4}$.

Two other important requirements for efficient Raman sideband cooling are a spatially independent energy shift of the magnetic sublevels and optical pumping. To achieve these, we propose to use another optical field, known as the pump beam, linearly polarized along the z-axis, propagating in the cooling plane, and detuned by several γ to the blue of the $F^0 \rightarrow F^0$ transition of the D_1 line [10] (Fig. 1). In this case the $m = 0$ sublevel is dark and unshifted, while the others undergo the light shifts

$$\Delta E_m = m^2 \frac{\Omega_p^2}{2\gamma + \frac{\Omega_p^2}{\gamma}};$$

where Ω_p is the Rabi coupling for the $F^0; m = \pm 1 \rightarrow F^0; m = \pm 1$ transitions and γ is the detuning of the pump field. With a proper choice of Ω_p and γ , the states $|j, m = 0; n + 1\rangle$ and $|j, m = \pm 1; n\rangle$ will have the same energy, which leads to efficient transition between them due to the Raman coupling. The cooling picture is completed by the optical pumping, which provides the relaxation from $|j, m = \pm 1; n\rangle$ to $|j, m = 0; n\rangle$ (see Fig. 2a). The vibrational quantum number n is conserved in this process due to the fact that atoms are in the Lamb-Dicke regime. It is worth that, contrary to Ref. [6], in our case several levels take part simultaneously in the cooling process due to the isotropy of the potential $\Phi^{(0)}$ (3). If $\gamma \gg U_R$ the state $|j, m = 0; n = 0\rangle$ is approximately dark and the majority of the atoms are eventually pumped into this target state. Thus, the described cooling method can be viewed as a version of dark-state cooling. It is seen that the cooling scheme in the case under consideration is somewhat different from that of Ref. [6].

To make sure that there are no real constraints and to estimate the cooling parameters, we consider a simple theoretical model of the double- γ -system (see Fig. 2b), which allows an analytical treatment of the problem. We have found the steady-state solution of the generalized optical Bloch equations involving the light-induced and spontaneous transitions and the Raman coupling. We are interested in the limits

$$\gamma \gg U_R; \quad \gamma \gg \gamma_v; \quad U_R \gg \gamma_v; \quad (5)$$

because in this case the light shift exceeds the field broadening and we can shift the states $|j, i\rangle$ and $|j, i\rangle$ into degeneracy with negligible perturbation of state $|j, i\rangle$. Under the conditions (5), the solution leads to the following: (i) the population of the target state $|j, i\rangle$ is maximal at exact resonance $\gamma = \gamma_p = \gamma_v$ (see Fig. 3a); (ii) on resonance, the total population of the states coupled with light is small, and equal to $(U_R = \gamma_v)^2$, the probability of the $|j, i\rangle \rightarrow |j, i\rangle$ Raman transitions multiplied by a factor 4; (iii) the population of the state $|j, i\rangle$ contains two terms: $\rho_{ii} = 1/2 (U_R = \gamma_v)^2 + 1/16 (\gamma_p = \gamma_v)^2$. The second term is determined by the ratio of the width imposed by light, $\gamma_p = \frac{\gamma^2}{\gamma}$, to the vibrational frequency γ_v . As a result, the target state population is close to unity:

$$\rho_{ii} = 1 - a (\gamma = \gamma_v)^2 - b (\gamma_p = \gamma_v)^2; \quad (6)$$

The coefficients are $a = 3/2$ and $b = 1/16$ in the case of the double- γ -system model.

We now turn to an estimate of the cooling dynamics. Instead of looking for a temporal solution of the Bloch equations ($d/dt = L$ for atomic density matrix), we find the statistically averaged transition time $\tau = \int_0^\infty \rho_{ii}(t) dt$ [11]. This matrix obeys the equations $L = (1) - (0)$, where (1) is the steady-state solution and (0) is the initial distribution (we set $\rho_{11} = \rho_{22} = \rho_{55} = \rho_{66} = 1/4$ and the other elements equal to zero at $t = 0$). The cooling rate can be associated with the inverse transition time for the $|j, i\rangle$ state $\tau_{cool} = \frac{1}{\rho_{ii}}$. As a function of the optical frequency shift, the cooling rate is a Lorentzian curve with a width $\gamma = 1/4 \frac{\gamma^2}{\gamma} + 7U_R^2$ (see Fig. 3a). Exactly on resonance, $\gamma_p = \gamma = \gamma_v$ and in the limits (5), τ_{cool} takes the form

$$\tau_{cool} = \frac{\gamma U_R^2}{\frac{\gamma^2}{\gamma} + U_R^2}; \quad (7)$$

Calculations within the framework of the double- γ -system give $\gamma = 8$ and $\gamma = 28$. Such a dependence of the cooling rate on γ_p and U_R can be understood qualitatively if we consider cooling as optical pumping into the dark state. Obviously, under the conditions (5), the cooling rate is determined entirely by the optical pumping rate γ_p and the Raman transitions rate U_R , because other parameters do not appear. If $U_R \gg \gamma_p$, an atom passes from $|j, i\rangle$ to $|j, i\rangle$ very quickly, and the cooling rate is proportional to the rate of the slowest process of repumping from $|j, i\rangle$ to $|j, i\rangle$. In the inverse limit $U_R \ll \gamma_p$, the slowest process is the transition $|j, i\rangle \rightarrow |j, i\rangle$. The corresponding rate, however, is not equal to U_R , but is suppressed by the factor $U_R = \gamma_p$. That can be explained as the inhibition of quantum transitions due to continuous measurements on the final state $|j, i\rangle$ (quantum Zeno effect [12]). The cooling rate τ_{cool} as a function of

p (on resonance) is shown in Fig.3 b; ρ_{cool} achieves a maximum $\rho_{cool}^{max} = U_R = (2^{p-1})$ at the optimal Rabi coupling $\rho_{cool}^{opt} = (2^{p-1})^{1/4} \hbar \nu = U_R$.

The above described laws for the target-state population and for the cooling dynamics are confirmed by numerical calculations for a more realistic model of the $F \rightarrow F^0 = F$ cycling transition with a limited number of vibrational levels of the 2D oscillator taken into account. The numerical data are fitted by the formulae (6,7) very well. The fitting coefficients $a, b,$ and c depend on the angular momentum F and on the initial distribution among the vibrational levels. The results, corresponding to the three vibrational levels (with initially equal populations), are presented in Table 1.

In principle, two factors limit the number of vibrational levels which participate in efficient cooling: both the anharmonicity and the violation of the Lamb-Dicke regime become appreciable for higher vibrational levels. The second factor is the more stringent limitation and gives the following estimate for the maximal vibrational number: $n \leq 0.1 \hbar \nu = \nu_r$.

It should be noted that in the case of a symmetric field configuration for 2D and 3D lattices a degeneracy of the vibrational energy structure occurs. For a 2D lattice (for example the field configuration of Ref. [6] and our configuration) in the harmonic approximation, the n -th vibrational level contains $n + 1$ sublevels $|j, n_x + n_y = n\rangle$. We find that the coherence induced between the degenerate or near-degenerate vibrational levels can play an important role, significantly changing the efficiency of the Raman coupling. Indeed, if we consider two degenerate levels, for example, $|j, n_x = 1; n_y = 0\rangle$ and $|j, n_x = 0; n_y = 1\rangle$ coupled by Raman transitions with the unique state $|j, n_x = 1; n_y = 0\rangle$, as in Ref. [6], we can see that there exists a superposition of degenerate states uncoupled with $|j, n_x = 1; n_y = 0\rangle$. Hence, part of the population will be trapped in this superposition state, in an analogy with well-known coherent population trapping in the Λ -scheme [13]. In the case of coupling between higher levels $|j, n_x + n_y = n\rangle$ and $|j, n_x + n_y = n - 1\rangle$, there always exists a coherent superposition of the sublevels $|j, n_x + n_y = n\rangle$, for which the operator of the Raman transitions is equal to zero, as it is for the light-induced Λ -chains [14]. However, it should not be forgotten that for higher vibrational levels the anharmonicity has to be taken into account and the degeneracy is partly violated. In the scheme under consideration, this unwanted coherence effect is avoided by the simultaneous Raman coupling of the two degenerate states $|j, n_x = 0; n_y = 1\rangle$ with the two other states $|j, n_x = 1; n_y = 0\rangle$ with different amplitudes, in such a way that the conditions for trapping can not be satisfied. Note that coherence within the vibrational structure might be very useful for other purposes, for instance in quantum state preparation.

In order to provide the cycling interaction of atoms with the pump field, repumping from the other hyperfine level is necessary. We propose to use another light beam tuned in resonance with a $F \rightarrow F^0 = F + 1$ transition of the D_2 line. This beam is linearly polarized along e_z and runs in the xy -plane. For example, if the pumping field operates on the $F = 4 \rightarrow F^0 = 4$ of the D_1 line of Cs, the repumping field is applied to the $F = 3 \rightarrow F^0 = 4$ transition of the D_2 line. To minimize effects of optical pumping on the other hyperfine level, the intensity of the repumping field can be chosen close to the saturation intensity. It is noteworthy that in our lattice the potentials for both hyperfine levels have the same spatial dependence and, consequently, the requirement on the repump intensity is not so stringent as in Ref. [6].

Let us give numerical estimations for ^{133}Cs ($\nu_r = 2.5 \text{ MHz}$ and $\nu_r = \hbar \nu_r = 2.2 \text{ kHz}$). If we take the lattice beams detuning $\Delta = 2.10 \text{ GHz}$ (from the $F = 4 \rightarrow F^0 = 5$ transition of the D_2 line) and intensity $I = 500 \text{ mW/cm}^2$, then the single-beam shift $u_s = 75 \nu_r = 150 \text{ kHz}$. The lattice has the depth $6u_s = 450 \nu_r = 900 \text{ kHz}$, supporting approximately 15 bound bands with the energy separation $\hbar \nu_v = 30 \nu_r = 60 \text{ kHz}$. Under the tilt angle $\tan(\theta) = 0.1$, the Raman transition rate is $U_R = 0.1 \hbar \nu_v$, providing the figure of merit $U_R = s = 12$. Let the pumping field be applied to the $F = 4 \rightarrow F^0 = 4$ transition of the D_1 line and repumping field to the $F = 3 \rightarrow F^0 = 4$ transition of the D_2 line. The repumping field should be tuned to resonance and have an intensity 10 mW/cm^2 to saturate the transitions from all Zeeman sublevels. The optimal pumping field detuning $\Delta_p = 0.2 \hbar \nu_v = U_R$ and intensity $I_p = 8 \text{ mW/cm}^2$ give the cooling rate $\rho_{cool} = 0.4 U_R = 2.2 \text{ kHz}$. As a result, approximately 95% of the population of lower levels having vibrational numbers up to $n \leq 0.1 \hbar \nu_v = \nu_r = 3$ will be accumulated in the target state $|F = 4; m = 0; n = 0\rangle$ during $\tau_{cool} = 10^4 \text{ s}$.

Concluding, we have proposed a new scheme for 2D Raman sideband cooling to the zero-point energy in a far-off-resonance optical lattice. The main distinguishing features of our proposals are the use of the pumping field to shift the Raman coupling to the red sideband and the accumulation of cold atoms in the $m = 0$ Zeeman sublevel. An elementary theoretical consideration allowed us to state the basic laws for the cooling efficiency and for the cooling dynamics. Our estimates for Cs show that as much as 95% of atoms can be accumulated in the $|F = 4; m = 0; n = 0\rangle$ state within the millisecond time range. This corresponds to a kinetic temperature of order of 100 nK after adiabatic release from the lattice [15]. A non-dissipative optical lattice can be effectively loaded through the four-stage process, as has been demonstrated in Ref. [6]. Also, coherent population trapping for the sideband Raman transitions between degenerate vibrational levels is predicted.

ACKNOWLEDGMENTS

The authors thank Dr. J. Kitching and Prof. P. Jessen for helpful discussions. This work was supported in part by the Russian Fund for Basic Research (Grant No. 98-02-17794). AVT and VYu acknowledge the hospitality of NIST, Boulder.

-
- [1] J. J. Bollinger, J. D. Prestage, W. M. Itano, and D. J. Wineland, Phys. Rev. Lett., 54, 1000 (1985); M. A. Kasevich, E. Riis, S. Chu, and R. G. DeVoe, Phys. Rev. Lett., 63, 612 (1989); K. Gibble and S. Chu, Phys. Rev. Lett., 70, 1771 (1993).
 - [2] C. Salomon, J. Dalibard, W. D. Phillips, A. Clairon, and S. Guellati, Europhys. Lett., 12, 683 (1990).
 - [3] A. Aspect, E. Arimondo, R. Kaiser, N. Vansteenkiste, and C. Cohen-Tannoudji, Phys. Rev. Lett., 61 (1988) 826.
 - [4] M. Kasevich and S. Chu, Phys. Rev. Lett., 69, 1741 (1992).
 - [5] J. Lawall, F. Bardou, B. Saubamea, K. Shimizu, M. Leduc, A. Aspect, and C. Cohen-Tannoudji, Phys. Rev. Lett., 73, 1915 (1994).
 - [6] S. E. Hamann, D. L. Haycock, G. Klose, P. H. Pax, I. H. Deutsch, and P. S. Jessen, Phys. Rev. Lett., 80, 4149 (1998).
 - [7] D. J. Heinzen and D. J. Wineland, Phys. Rev. A, 42, 2977 (1990); R. Taieb, R. Dum, J. I. Cirac, P. Marte, and P. Zoller, Phys. Rev. A, 49, 4876 (1994); H. Perrin, A. Kuhn, I. Bouchoule, and C. Salomon, Europhys. Lett., 42, 395 (1998).
 - [8] P. Pillet, C. Valentine, R.-L. Yuan, and J. Yu, Phys. Rev. A, 48, 845 (1993).
 - [9] I. H. Deutsch and P. S. Jessen, Phys. Rev. A, 57, 1972 (1997).
 - [10] We propose to use the D_1 line in order to avoid any interference with the repumping and lattice beams, which operate on the D_2 line.
 - [11] This method is a variant of a statistical consideration of a dynamical system first introduced in L. S. Pontryagin, A. A. Andronov, and A. A. Witt, Zh. Eksp. Teor. Fiz., 3, 165 (1933).
 - [12] W. M. Itano, D. J. Heinzen, J. J. Bollinger, and D. J. Wineland, Phys. Rev. A, 41, 2295 (1990).
 - [13] E. Arimondo, in Progress in Optics, edited by E. Wolf (North-Holland, Amsterdam, 1996), V. XXXV, p 259.
 - [14] V. S. Smirnov, A. M. Tumarkin, and V. I. Yudin, Sov. Phys. JETP, 69, 913, (1989).
 - [15] A. Kastberg, W. D. Phillips, S. L. Rolston, R. J. C. Spreeuw, and P. Jessen, Phys. Rev. Lett., 74, 1542 (1995).

TABLE I. The fitting parameters for different transitions $F \rightarrow F' = F$.

F	a	b		
1	3.0	0.13	6.0	27
2	2.6	0.13	4.6	27
3	2.5	0.13	4.1	27
4	2.4	0.13	3.8	27

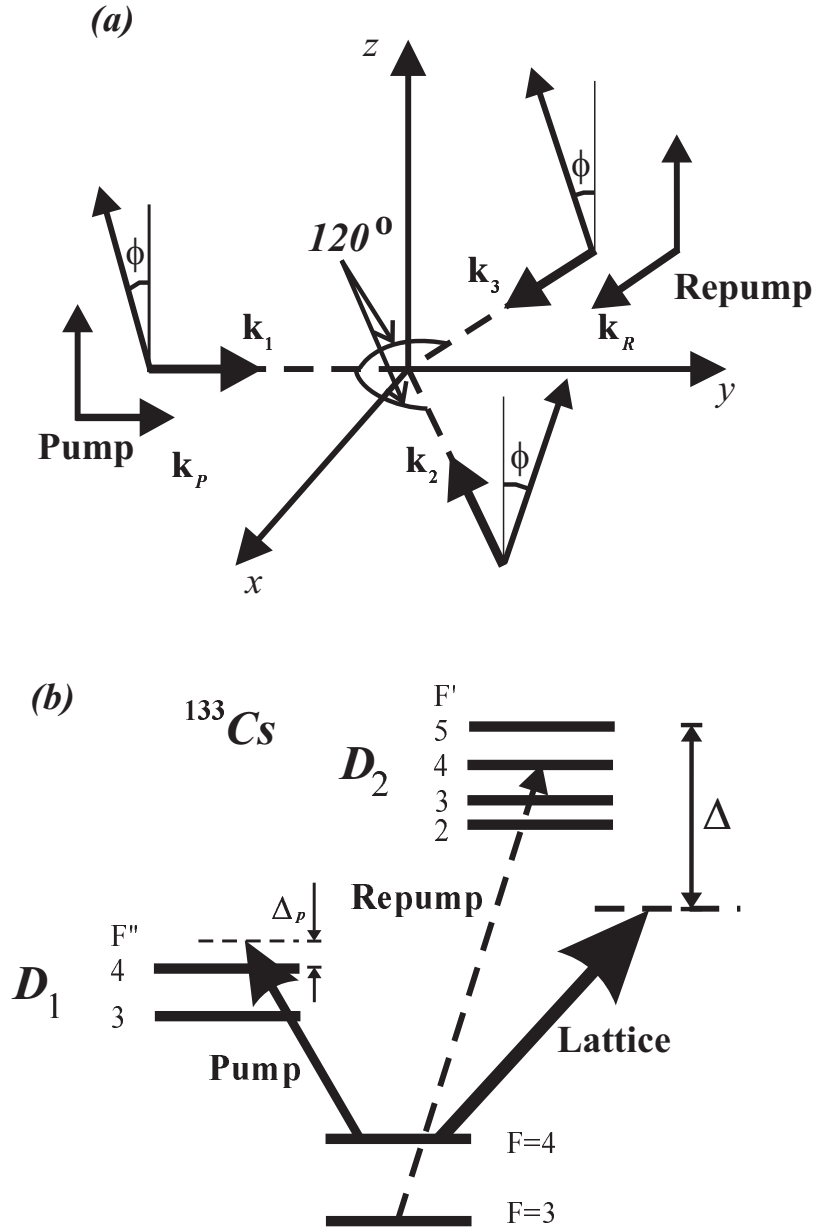


FIG. 1. (a) Field geometry. The basic lattice is formed by three coplanar linearly polarized along the z -axis beams. The small in-plane component of polarizations induces the Raman coupling. The pumping and repumping beams run in the xy -plane and have e_z linear polarization. (b) Possible choice of the field detunings in the case of ^{133}Cs . The lattice beams are far-tuned to the red side from the $F = 4 \rightarrow F''_{\text{max}} = 5$ transition of the D_2 line, the pumping field is tuned to the blue side from the $F = 4 \rightarrow F'' = 4$ transition of the D_1 line, and the repumping field is tuned in resonance with the $F = 3 \rightarrow F' = 4$ transition of the D_2 line.

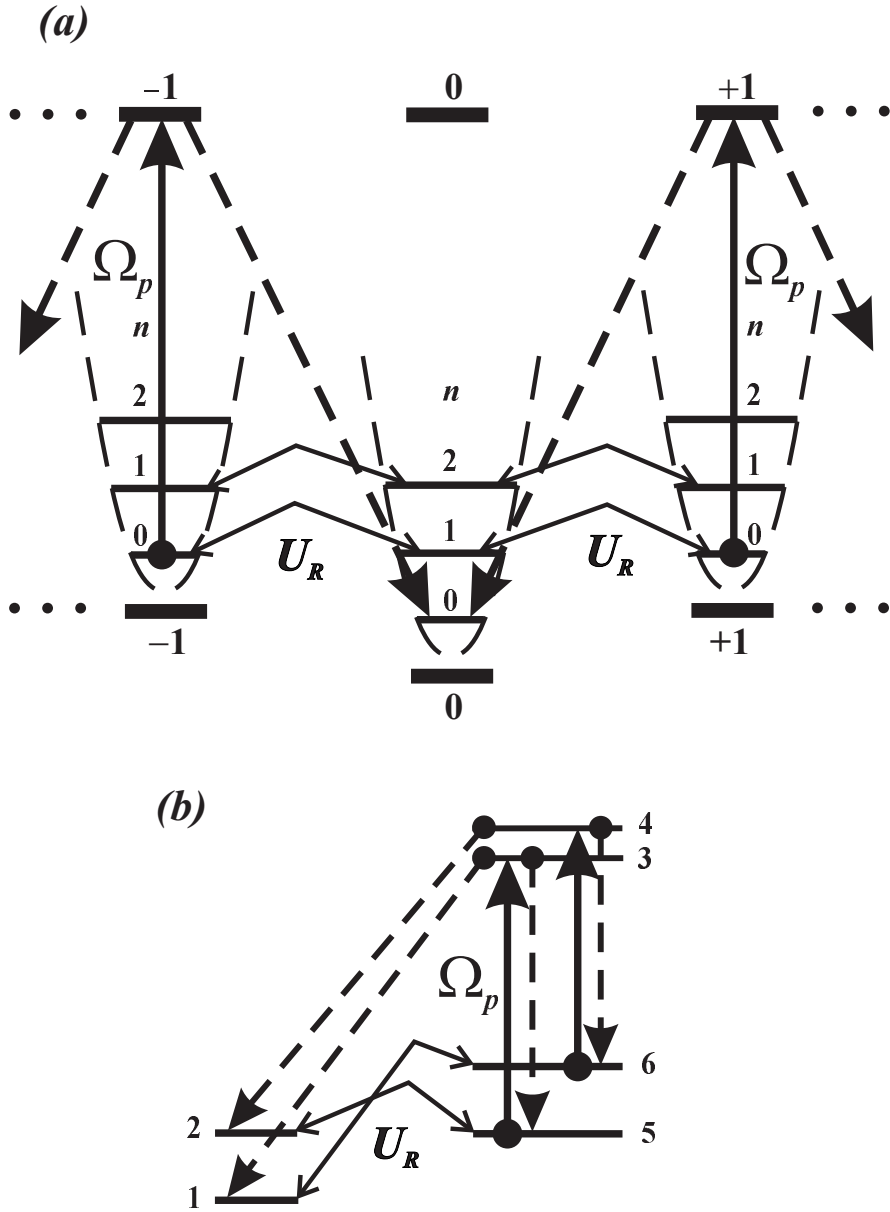


FIG. 2. (a) Scheme of sideband Raman cooling. The Raman transitions are shown by angle arrow lines. The transitions induced by the pumping field (solid lines) and spontaneous transitions (dashed lines) provide the back relaxation to the $|m_F = 0; n = 0\rangle$ state. The Zeeman sublevels are shown optically shifted. (b) Simple double-system model.

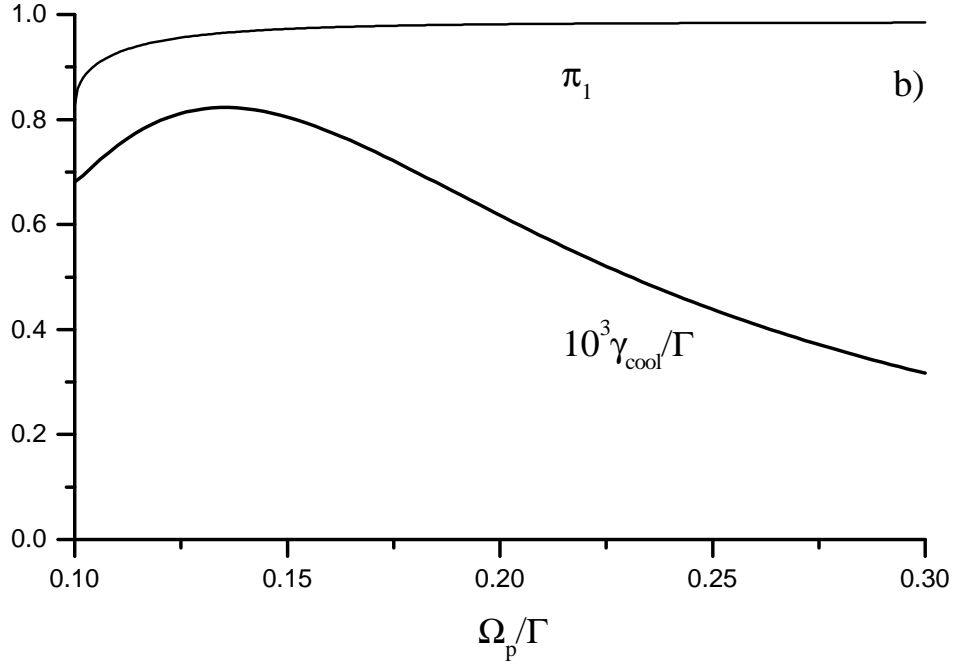
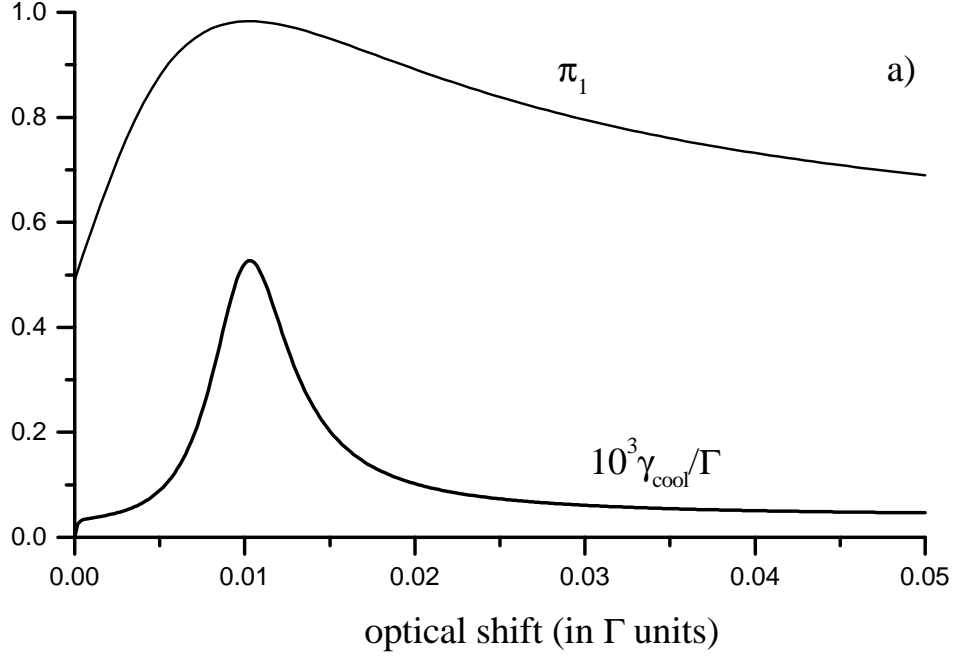


FIG . 3. (a) The target state population π_1 and the cooling rate vs the optical shift in the case of the double Λ -system model. The parameters $\gamma_p = 5$, $\gamma_v = 0.01$ and $U_R = 0.001$. (b) The target state population π_1 and the cooling rate vs the Rabi frequency in the exact resonance. The parameters $\gamma_v = 0.01$ and $U_R = 0.001$.