

Scaling properties of three-dimensional magnetohydrodynamic turbulence

Wolf-Christian Müller and Dieter Biskamp
*Max-Planck-Institut für Plasmaphysik,
 85748 Garching, Germany*

The scaling properties of three-dimensional magnetohydrodynamic turbulence are obtained from direct numerical simulations of decaying turbulence using 512^3 modes. The results indicate that the turbulence does not follow the Iroshnikov-Kraichnan phenomenology. The spectrum is consistent with $k^{-5/3}$. In the case of hyperresistivity the structure functions exhibit a clear scaling range yielding absolute values of the scaling exponents ζ_p , in particular $\zeta_3 \simeq 1$, consistent with a recent analytical result. The scaling exponents agree with a modified She-Leveque model $\zeta_p = p/9 + 1 - (1/3)^{p/3}$, corresponding to Kolmogorov scaling but sheet-like geometry of the dissipative structures.

PACS: 47.27Gs; 47.65+a; 47.27Eq

Magnetic turbulence is the natural state of a plasma in motion, especially in astrophysical systems. The convenient framework to describe such turbulence is magnetohydrodynamics (MHD). For high magnetic Reynolds number $Rm = vl_0/\eta$, where v is a typical turbulent velocity, l_0 the integral scale and η the magnetic diffusivity, there is a broad range of scales l between l_0 , and the dissipative scale length l_d , $l_0 \gg l \gg l_d$, called the inertial range which exhibits characteristic self-similarity or scaling properties.

The concept of inertial-range scaling was introduced by Kolmogorov [1] for hydrodynamic turbulence, which is called the Kolmogorov (K41) phenomenology. Assuming homogeneity and isotropy of the turbulence as well as locality of the turbulent cascade process, he obtains $\epsilon \sim (\delta v_l)^2/\tau_l = (\delta v_l)^3/l$ yielding the scaling law $\delta v_l \sim \epsilon^{1/3}l^{1/3}$. Here ϵ is the energy dissipation rate and, to be specific, $\delta v_l = [\mathbf{v}(\mathbf{x} + \mathbf{l}) - \mathbf{v}(\mathbf{x})] \cdot \mathbf{l}/l$ is the longitudinal velocity increment. A direct consequence is the Kolmogorov energy spectrum $E_k \sim \epsilon^{2/3}k^{-5/3}$.

For MHD turbulence the Iroshnikov-Kraichnan (IK) phenomenology [2], [3] takes into account the Alfvén effect, the coupling of small-scale velocity and magnetic fluctuations by the integral-scale field B_0 . Hence the natural variables are the Elsässer fields $\mathbf{z}^\pm = \mathbf{v} \pm \mathbf{B}$, which describe Alfvén waves. In the IK phenomenology the spectral transfer is reduced by the factor τ_A/τ_l , $\epsilon \sim (\tau_A/\tau_l)(\delta z_l)^2/\tau_l$, where $\tau_A = l/v_A$, $v_A =$ Alfvén velocity in the field B_0 , $\delta z_l \sim \delta v_l \sim \delta B_l \sim (\epsilon v_A)^{1/4}l^{1/4}$, and the IK energy spectrum becomes $E_k \sim (\epsilon v_A)^{1/2}k^{-3/2}$. This spectrum can also be written in the form $E_k \sim \epsilon^{2/3}k^{-5/3}(kl_0)^{1/6}$ with the integral scale l_0 defined by $l_0 = v_A^3/\epsilon$, which illustrates the nonlocal character of the energy cascade in MHD turbulence.

It is, however, well known that these qualitative scaling relations for δv_l or δz_l are not exactly valid in a statistical sense because of intermittency, which implies that the distribution of turbulent scales is not strictly self-similar. A quantitative measure is provided by the scaling exponents ζ_p of the structure functions, the moments of the

field increments. For hydrodynamic turbulence She and Leveque [4] proposed a model leading to the expression $\zeta_p^{\text{SL}} = p/9 + 2[1 - (2/3)^{p/3}]$, which fits the experimental results surprisingly well, reproducing in particular the exact result $\zeta_3 = 1$. This model has been modified for MHD incorporating the IK effect [5], [6], which yields $\zeta_p^{\text{IK}} = p/8 + 1 - (1/2)^{p/4}$, in particular $\zeta_4^{\text{IK}} = 1$.

The IK phenomenology has been supported by direct numerical simulations of 2D MHD turbulence at moderate Reynolds numbers [7]. However, recent developments in MHD turbulence theory cast some doubt on the general validity of the IK scaling. 2D simulations at considerably higher Reynolds numbers reveal an anomalous scaling behavior [8], [9], indicating that the results of Ref. [7] are not asymptotic. There have also been theoretical arguments in favor of a Kolmogorov scaling, e.g., [10], [11]. Even more convincingly, exact relations have been derived for moments of certain triple products of δz_l [12], which are shown to be proportional to l , i.e., $\zeta_3 = 1$, analogous to the well-known 4/5-relation in hydrodynamic turbulence, thus excluding the IK result $\zeta_4 = 1$. Scaling exponents for MHD turbulence have also been derived from observations in the solar wind [13]. Here agreement with the IK exponents has been claimed [5], but in this comparison the observational results were normalized *assuming* $\zeta_4 = 1$. Actually the error bars seem to be too large to reach a definite conclusion.

To clarify the issue of scaling in 3D MHD turbulence direct numerical simulations are desirable with higher Reynolds numbers than studied previously, for instance in [14], [15], [16], [17], [18]. In this Letter we present a numerical study of freely decaying turbulence with spatial resolution of 512^3 modes. The scaling properties are analyzed by considering the time-averages of the normalized spectra and structure functions. We solve the incompressible MHD equations

$$\partial_t \mathbf{B} - \nabla \times (\mathbf{v} \times \mathbf{B}) = \eta_\nu (-1)^{\nu-1} \nabla^{2\nu} \mathbf{B}, \quad (1)$$

$$\partial_t \mathbf{w} - \nabla \times (\mathbf{v} \times \mathbf{w}) - \nabla \times (\mathbf{j} \times \mathbf{B}) = \mu_\nu (-1)^{\nu-1} \nabla^{2\nu} \mathbf{w}, \quad (2)$$

$$\mathbf{w} = \nabla \times \mathbf{v}, \quad \mathbf{j} = \nabla \times \mathbf{B}, \quad \nabla \cdot \mathbf{v} = \nabla \cdot \mathbf{B} = 0,$$

by applying a pseudo-spectral method with spherical mode truncation as conveniently used in 3D turbulence simulations (instead of full dealiasing by the 2/3 rule used in most 2D simulations). The generalized magnetic Prandtl number η_ν/μ_ν has been set equal to unity. Initial conditions are

$$\mathbf{B}_\mathbf{k} = a e^{-k^2/k_0^2 - i\alpha_\mathbf{k}}, \quad \mathbf{v}_\mathbf{k} = b e^{-k^2/k_0^2 - i\beta_\mathbf{k}}, \quad (3)$$

which are characterized by random phases $\alpha_\mathbf{k}$, $\beta_\mathbf{k}$ and satisfy the conditions $\mathbf{k} \cdot \mathbf{B}_\mathbf{k} = \mathbf{k} \cdot \mathbf{v}_\mathbf{k} = 0$, $E = E^V + E^M = 1$ and $E^V/E^M = 1$. Further restrictions on $\mathbf{B}_\mathbf{k}$ arise by requiring a specific value of the magnetic helicity $H = \int d^3x \mathbf{A} \cdot \mathbf{B}$. We believe that finite magnetic helicity is more typical than $H \simeq 0$, since MHD turbulence usually occurs in rotating systems. The wavenumber k_0 , the location of the maximum of the initial energy spectrum, is chosen $k_0 = 4$, which allows the inverse cascade of $H_\mathbf{k}$ to develop freely during the simulation time of 10 time units (about 7 eddy turnover times, defining the eddy turnover time as the time required to reach the maximum dissipation from the smooth initial state). Though this choice implies a certain loss of inertial range, the sacrifice is unavoidable in the presence of inverse cascade dynamics, since assuming $k_0 \sim 1$ would lead to magnetic condensation in the lowest- k state, which would also affect the dynamics of higher- k modes. Both normal diffusion $\nu = 1$ and hyperdiffusion $\nu = 2$ have been used, $\nu = 1$ to discuss the spectral properties and $\nu = 2$ to determine the scaling of the structure functions. All runs presented in this Letter have finite H , $H/H_{\max} \simeq 0.6$, and negligible alignment. Table I lists the important parameters of the simulation runs, where the magnetic Taylor Reynolds number is $Rm_\lambda = Rm^{1/2}$. Since Rm_λ is not strictly constant during turbulence decay but increases slowly $Rm_\lambda \sim t^{1/8}$, we give the values taken at a specific time $t = 4$.

We first discuss the spectral properties considering the angle-averaged energy spectrum E_k . Figure 1 shows the scatter plot of the normalized spectrum (the normalization is discussed below), compensated by $k^{3/2}$, taken from run 3 over the period $t = 4 - 10$ of fully developed turbulence. The spectrum exhibits a clear scaling range of almost one decade with a spectral law, which is definitely steeper than the IK spectrum $k^{-3/2}$, close to (in fact slightly steeper than) $k^{-5/3}$ indicated by the dashed line. In order to form the time average in a system of decaying turbulence, the spectrum must be normalized to eliminate the time variation of the macroscopic quantities. In hydrodynamic turbulence the only such quantity is ϵ , which leads to the universal form of the Kolmogorov spectrum $\hat{E}(\hat{k}) = E_k/(\epsilon\eta^5)^{1/4}$, $\hat{k} = kl_K$, where

$l_K = (\eta^3/\epsilon)^{1/4}$ is the Kolmogorov length. However, when normalized in this way the MHD energy spectrum is found to change during turbulence decay and even more strongly so when comparing runs of different Rm_λ . For finite magnetic helicity the spectrum may also depend on H , which introduces a second macroscopic length scale $l_1 = H/v_A^2$ in addition to l_0 , i.e., the spectrum may contain some function of l_0/l_1 . To determine this function we propose the following argument. Since the Alfvén effect is clearly present in the simulations, kinetic and magnetic energy spectrum being nearly equal at small scales, while on the other hand the scaling $E_k \sim k^{-5/3}$ is observed, we modify the nonlinear transfer in the IK ansatz by a factor $(l/l_1)^\delta$,

$$\frac{\tau_A}{\eta} \left(\frac{l}{l_1} \right)^\delta \frac{\delta z_l^2}{\eta} = \epsilon, \quad (4)$$

and determine δ by requiring the observed scaling $\delta z_l \sim l^{1/3}$, which gives $\delta = -1/3$ and hence

$$E_k \sim \epsilon^{2/3} (l_0/l_1)^{1/6} k^{-5/3}. \quad (5)$$

Also the dissipation scale length is slightly changed. Balancing nonlinear transfer and dissipation gives

$$l_K^H = l_K (l_0/l_1)^{1/8}. \quad (6)$$

Using these relations we obtain a the normalized energy spectrum $\hat{E}(\hat{k}) = E_k/[(\epsilon\eta^5)^{1/4} (l_0/l_1)^{3/8}] = \hat{k}^{-5/3} F(\hat{k})$, $\hat{k} = kl_K^H$. Normalized in this way the spectra at different times of run 3 coincide very well as seen in Fig. 1 and so do the time-averaged normalized energy spectra of runs 1-3 shown in Fig. 2, which vary only by the extent of the inertial range, apart from statistical oscillations. Relations (5), (6) are not valid for $H \simeq 0$, where we expect the pure Kolmogorov normalization to be valid.

A more complete picture of the inertial-range distribution of turbulent structures is provided by the scaling exponents ζ_p of the structure functions, where the second order exponent ζ_2 is related to the inertial-range spectral law $\sim k^{-(1+\zeta_2)}$. To be definite we consider the moments of the absolute value of the longitudinal increments δz_l^\pm discussing only the runs 4 and 5 with the highest Reynolds numbers. The normalized structure functions $\hat{S}_p^\pm(\hat{l}) = \langle |\delta z_l^\pm|^p \rangle / E^{p/2}$, $\hat{l} = l/l_K^H$, are averaged over time, exhibiting a similar weak scatter as for the spectrum in Fig. 1.

For normal diffusion $\nu = 1$ no scaling range is visible. (Note that the structure function S_2 corresponds to the one-dimensional spectrum E_{k_x} , which has a shorter inertial range than the angle-averaged spectrum shown in Fig. 1.) For $\nu = 2$, however, there is a scaling range $30 < \hat{l} < 200$, as seen in Fig. 3, where the time-averaged curves \hat{S}_p^+ are plotted for $p = 3, 4$. The inserts give the logarithmic derivatives, where the central

quasi-constant parts determine the scaling coefficients, the dashed horizontal lines indicating the most probable values $\zeta_3^+ \simeq 0.95$, $\zeta_4^+ \simeq 1.15$. These results are consistent with the spectral law derived from Fig. 1 and are close to the analytical prediction $\zeta_3 = 1$. It is true that the analytical theory refers to third-order moments different from $\langle |\delta z|^p \rangle$ discussed here, but the scaling coefficients should not depend thereof (the scaling range, however, does). One might object that the use of hyperdiffusion affects the inertial-range scaling, if the scaling range is not very broad. In fact, the energy spectrum law tends to be polluted by the bottleneck effect, which is particularly pronounced for hyperdiffusion (see e.g., [19]). Thus the energy spectrum in run 4 (not shown) is effectively flatter than $k^{-5/3}$ expected from the value of ζ_2 . However, there is, to our knowledge, no argument for a similar effect in the structure functions.

Assuming the exact result $\zeta_3 = 1$ allows to obtain rather accurate values of ζ_p by using the property of ESS (extended self-similarity) [20] plotting S_p as function of S_3 . (It should be noted that ESS usually results in almost perfect scaling behavior, but the scaling coefficients thus derived vary in time, hence time averaging is required.) The results are shown in Fig. 4, which gives the ESS results of ζ_p^+ for run 4 (diamonds) and the ESS values $\xi_{3p}^+ = \zeta_p^+ / \zeta_3^+$ from [21] for 2D MHD turbulence (triangles). (In 2D MHD the absolute values of ζ_p are found in [9] to decrease with Rm , while the relative values ξ_{3p} appear to be independent of Rm .) The results indicate that in 3D MHD turbulence is less intermittent than 2D, but it is more intermittent than hydrodynamic turbulence, the continuous curve, which gives the She-Leveque result ζ_p^{SL} . As shown by Politano and Pouquet [6], the She-Leveque concept contains effectively three parameters: g related to the scaling $\delta z_l \sim l^{1/g}$, x related to the energy transfer time at the smallest, the dissipative scales $t_l \sim l^x$, and C , the codimension of the dissipative structures,

$$\zeta_p = \frac{p}{g}(1-x) + C \left(1 - (1-x/C)^{p/g} \right). \quad (7)$$

Our results for the 3D MHD case suggest Kolmogorov scaling $g = 3$, $x = 2/3$, while different from hydrodynamic turbulence the dissipative structures are sheet-like, hence the codimension is $C = 1$,

$$\zeta_p^{\text{MHD}} = p/9 + 1 - (1/3)^{p/3}. \quad (8)$$

This is the dashed curve in Fig. 4, which fits the numerical values very well.

In conclusion we have studied the spatial scaling properties of 3D MHD turbulence using direct numerical simulations with resolution of 512^3 modes. The results indicate that the turbulence does not follow the Iroshnikov-Kraichnan (IK) phenomenology. The energy spectrum is consistent with a $k^{-5/3}$ law. For hyperresistivity the

structure functions exhibit a clear scaling range yielding absolute values of the scaling exponents ζ_p , in particular $\zeta_3 \simeq 1$, consistent with recent analytical predictions. The scaling exponents agree well with a modified She-Leveque model $\zeta_p^{\text{MHD}} = p/9 + 1 - (1/3)^{p/3}$, corresponding to Kolmogorov scaling, but sheet-like geometry of the dissipative structures. The results are also consistent with observations of turbulence in the solar wind, which typically show a $k^{-1.7}$ spectrum.

The authors would like to thank Andreas Zeiler for providing the basic version of the code, Antonio Celani for developing some of the diagnostics, and Reinhard Tisma for optimizing the code for the CRAY T3E.

-
- [1] A. Kolmogorov, Dokl. Akad. Nauk SSSR **31**, 538 (1941).
 - [2] P. S. Iroshnikov, Astron. Zh. **40**, 742 (1963), [Sov. Astron. **7**, 568 (1964)].
 - [3] R. H. Kraichnan, Phys. Fluids **8**, 1385 (1965).
 - [4] Zh.-S. She and E. Leveque, Phys. Rev. Lett. **72**, 336 (1994).
 - [5] R. Grauer, J. Krug, and C. Marliani, Phys. Lett. A **195**, 335 (1994).
 - [6] H. Politano and A. Pouquet, Phys. Rev. E **52**, 636 (1995).
 - [7] D. Biskamp and H. Welter, Phys. Fluids B **1**, 1964 (1989).
 - [8] D. Biskamp, E. Schwarz, and A. Celani, Phys. Rev. Lett. **81**, 4855 (1998).
 - [9] D. Biskamp and E. Schwarz, to be published.
 - [10] M. Verma, M. L. Goldstein, S. Gosh, and W. T. Stribling, J. Geophys. Res. **101**, 21619 (1996).
 - [11] P. Goldreich and S. Sridhar, Astrophys. J. **485**, 680 (1997).
 - [12] H. Politano and A. Pouquet, Phys. Rev. E **57**, R21 (1998), and Geophys. Res. Lett. **25**, 273 (1998).
 - [13] L. F. Burlaga, J. Geophys. Res. **96**, 5847 (1991).
 - [14] A. Pouquet, M. Meneguzzi, and U. Frisch, Phys. Rev. A **33**, 4266 (1986).
 - [15] S. Kida, S. Yanase, and J. Mizushima, Phys. Fluids A **3**, 457 (1991).
 - [16] M. Hossain, P. C. Gary, D. H. Pontius, and W. H. Matthaeus, Phys. Fluids **7**, 2886 (1995).
 - [17] H. Politano, A. Pouquet, and P. L. Sulem, Phys. Plasmas **2**, 2931 (1995).
 - [18] A. Brandenburg, R. J. Jennings, A. Nordlund, M. Rieutord, R. F. Stein, and I. Tuominen, J. Fluid Mech. **306**, 325 (1996).
 - [19] V. Borue and S. A. Orszag, Europhys. Lett. **29**, 687 (1995).
 - [20] R. Benzi, S. Ciliberto, R. Tripicciono, C. Baudet, F. Massaioli, and S. Succi, Phys. Rev. E **48**, R29 (1993).
 - [21] H. Politano, A. Pouquet, and V. Carbone, Europhys. Lett. **43**, 516 (1998).

TABLE I. Summary of the simulation runs.

run No	N	ν	η_ν	Rm_λ
1	128	1	3×10^{-3}	19
2	256	1	10^{-3}	40
3	512	1	3×10^{-4}	81
4	512	2	3×10^{-8}	—

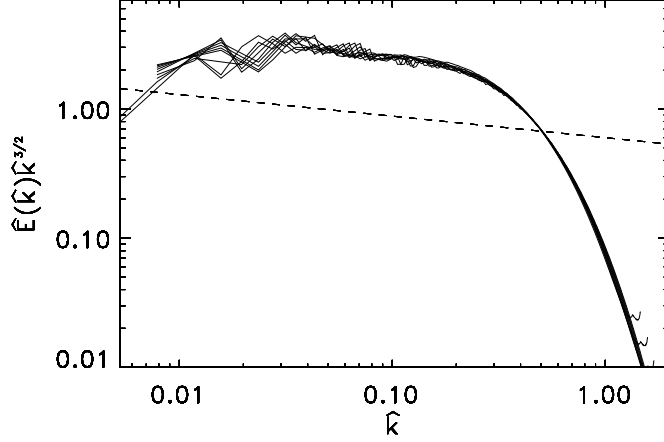


FIG. 1. Scatter plot of the normalized angle-integrated energy spectrum compensated with $k^{3/2}$ from run 3. The dashed line indicates the $k^{-5/3}$ spectrum.

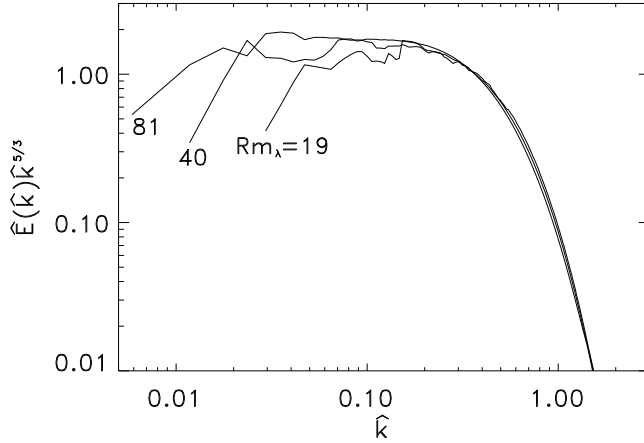


FIG. 2. Time-averaged normalized energy spectra compensated with $k^{5/3}$ from runs 1-3.

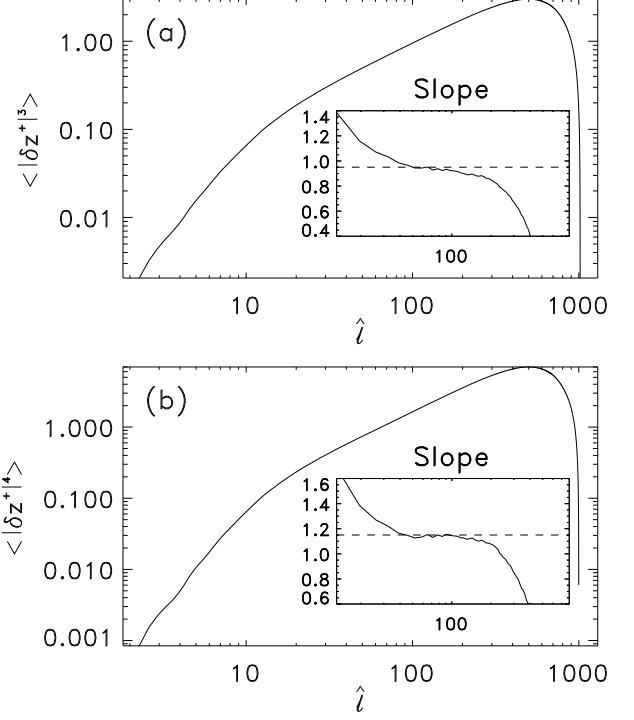


FIG. 3. Log-log plot of the time-averaged normalized structure functions from run 4. (a) $\widehat{S}_3^+(\widehat{l})$, (b) $\widehat{S}_4^+(\widehat{l})$. The inserts give the derivatives, the horizontal dashed lines provide most probable values of the scaling exponents.

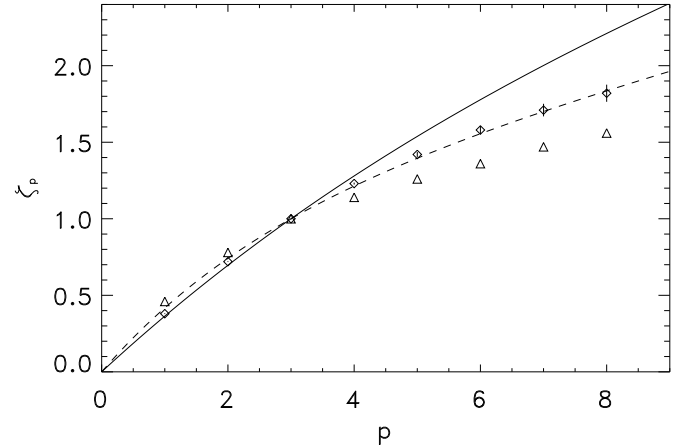


FIG. 4. Scaling exponents ζ_p^+ for 3D MHD turbulence (diamonds) and relative exponents ζ_p^+/ζ_3^+ for 2D MHD turbulence (triangles). The continuous curve is the She-Leveque model ζ_p^{SL} , the dashed curve the modified model ζ_p^{MHD} .