

# Acoustic Band Gap and Coherent Behavior in a Periodic Two-Dimensional System

Z. Ye\*, E. Hoskinson<sup>\*,†</sup>, and H. Hsu\*

April 24, 1999

\*Department of Physics, National Central University, Chung-li, Taiwan 320, ROC

<sup>†</sup>Department of Physics, University of California, Berkeley, CA 94720, USA

Many important discoveries in physics this century originate from the research of wave propagation in periodic structures [1]. An exciting example is the discovery of what is called *wave band structures* [2], asserted by Bloch theorem. Of special importance is the appearance of the complete band gaps in strong scattering structures. In the gaps, the system has no propagation modes and waves decay exponentially in any direction, rendering applications such as in noise screening and laser devices. Band structures or complete band gaps have been observed or predicted for electromagnetic waves in periodic dielectric structures [3,4], and only recently for acoustic waves [5–8] and hydrodynamic waves [9].

We have considered the acoustic band structures in a periodic two-dimensional system. Here we show that not only a complete band gap may be achieved, but an interesting collective behavior may appear in such a system. Place uniform air-cylinders of radius  $a$  in parallel to form a square lattice in water perpendicular to the  $x - y$  plane; thus the cylinders are parallel to the  $z$ -axis in the setting. The fraction of area occupied by the cylinders per unit area is  $\beta$ ; thus the lattice constant  $d$  is  $(\pi/\beta)^{1/2}a$ . Due to the large contrast in acoustic impedance between water and air, the air-cylinders are strong acoustic scatterer, and because of this the complete gap is relatively easy to realize. The scattering function of one of such cylinders can be readily computed in the form of a modal series solution, having a resonance scattering peak near  $ka = 0.005$ .

The band structure in the system is presented in Fig. 1(a), for which the cylinder concentration  $\beta$  is taken as  $10^{-3}$  and the frequency is written in terms of the non-dimensional parameter  $ka$ . A complete band gap appears between around  $ka = 0.007$  and  $0.032$ , somewhat above the resonance peak of a single cylinder. The complete gap is found to be stable against small distortions of the lattice structure. The width of the gap, however, diminishes as the cylinder concentration  $\beta$  decreases. Fig. 1(b), showing the dependence of the width on  $\beta$ , indicates that the gap disappears when  $\beta$  drops below  $10^{-5}$ . While the low band edge does not change much as  $\beta$  varies, the higher edge seems to increase exponentially with  $\beta$  in the range of frequencies considered.

To investigate what happens to the cylinders when the complete gap occurs, a novel diagram method is used to characterize the behavior of the cylinders themselves. Suppose that a unit line source, transmitting monochromatic waves, is located at the center of the array of the

cylinders and aligned parallel to the cylinders. The transmitted waves are multiply scattered by the cylinders, causing the scattering characteristics of the scatterers to change. The scattered wave from each cylinder is a response to all incident waves consisting of the direct wave from the source and the scattered waves from the other cylinders. The total wave, a measure of the transmitted energy, will be the summation of the direct wave and all the scattered waves at any spatial point. Driven by the source and the scattered waves, the surface of each cylinder vibrates. Invoking usual boundary conditions at the air-water interface, the surface vibration can be computed rigorously by the self-consistent method [10] and the matrix inversion [11].

Express the surface vibration for a cylinder, the  $i$ -th cylinder say, as  $|A_i|e^{j\theta_i}$ , with  $j = \sqrt{-1}$  and  $i = 1, 2, \dots$ . In the range of frequencies concerned, the pulsating mode of vibration dominates. The modulus  $|A_i|$  represents the vibration magnitude, and  $\theta_i$  is the phase. Assign a unit vector  $\vec{u}_i$ , hereafter termed phase vector, to associate with each phase  $\theta_i$  such that  $\vec{u}_i = \cos \theta_i \vec{e}_x + \sin \theta_i \vec{e}_y$ . Setting the phase of the source to zero, numerical experiments are carried out to study the behavior of the phase vectors of the cylinders and the spatial distribution of the acoustic energy.

Three transmitted frequencies are chosen to be below, inside and above the complete band gap respectively. The results are presented in Fig. 2. We observe that for frequencies outside the gap, there is no ordering for the phase vectors and the energy distribution is extended. The more variations in the case of  $ka = 0.006$  than that of  $ka = 0.034$  imply the stronger multiple scattering in the system. Inside the gap, an ordering in the phase vectors appears, that is, all cylinders are oscillating completely in phase, but exactly out of phase with the transmitting source. Meanwhile, the energy is trapped near the source and rapidly decays in all directions, in accordance with the evanescent mode of the cylinder lattice. The results indicate that the collective behavior of the cylinders are associated with the complete band gap. Such out-of-phase coherence allows for effective cancellation of wave propagation.

---

[1] Russell, P. St. J. Photonic band gaps. *Physics World*, August, 37-42 (1992).

- [2] John, S. Localization of light. *Physics Today* **44**, 32-40 (1991).
- [3] Ho, K. M., Chan, C. T., and Soukoulis, C. M. Existence of a photonic band gap in periodic dielectric structures. *Phys. Rev. Lett.* **65**, 3152-3155 (1990).
- [4] Yablonovitch, E. and Gmitter, T. J. Photonic band structure: The face-centered-cubic case employing nonspherical atoms. *Phys. Rev. Lett.* **67**, 2295-2298 (1991).
- [5] Kushwaha, M. S., Halevi, P., Dobrzynski, L., and Djafari-Rouhani, B. Acoustic band structure of periodic elastic composites. *Phys. Rev. Lett.* **71**, 2022-2025 (1993).
- [6] Turner, J. A., Chambers, M. E., and Weaver, R. L. Ultrasonic band gaps in aggregates of sintered aluminum beads. *Acustica*, **84**, 1-4 (1998).
- [7] Martinez-Sala, R. et al. Sound attenuation by sculpture. *Nature* **378**, 241 (1995).
- [8] Montero de Espinosa, F. R., Jimenez, E., and Torres, M. Ultrasonic band gap in a period two-dimensional composite. *Phys. Rev. Lett.* **80**, 1208 (1998).
- [9] Torres, M., Adrados, J. P., and Montero de Espinosa, F. R. Visualization of Bloch waves and domain walls. *Nature* **398**, 114-115 (1998).
- [10] Foldy, L. L. The multiple scattering of waves. *Phys. Rev.* **67**, 107-119 (1945).
- [11] Ye, Z. and Alvarez, A. Acoustic localization in bubbly liquids. *Phys. Rev.* **80**, 3503-3506 (1998).

## FIGURE CAPTIONS

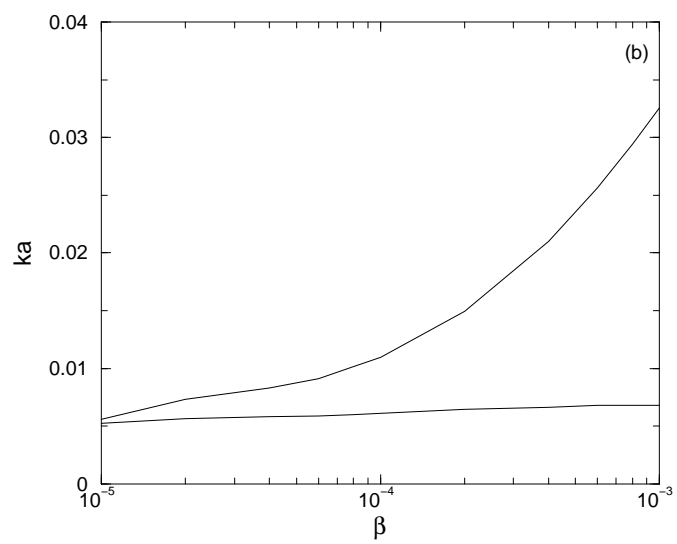
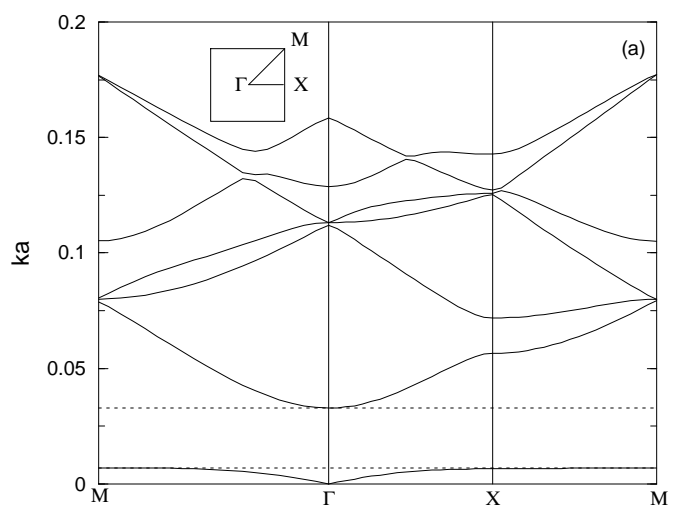
**Figure 1** (a) Acoustic bands for a square lattice of air-cylinders for  $\beta = 10^{-3}$ . A complete band gap lies between the two horizontal dashed lines. (b) The dependence of the complete band gap on the cylinder concentration  $\beta$ .

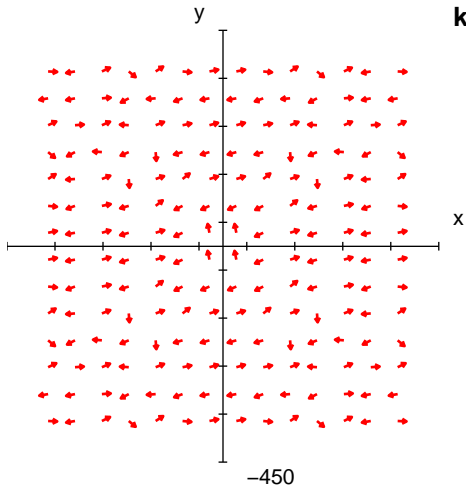
**Figure 2** The left column: The phase diagram for the two dimensional phase vectors defined in the text. Right column: The spatial distribution of acoustic energy. For brevity, 200 cylinders are considered in the computation. In the plot of the energy distribution, the geometrical spreading factor has been removed. Note that in the case of  $ka = 0.01$  there are a few phase vectors which do not point to the same direction as the others because of the effect of the finite boundary; when the cylinder number goes to infinity, this effect disappears.

**Acknowledgments.** The work received support from the National Central University and the National Science Council.

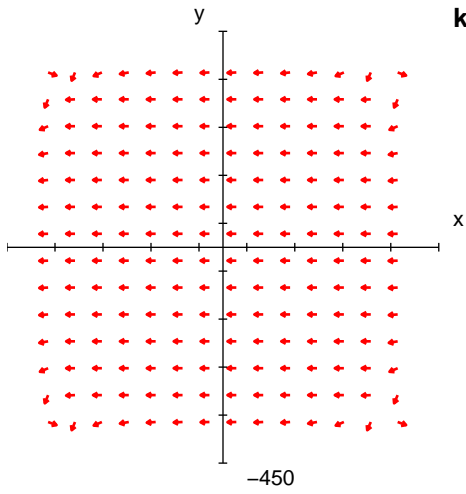
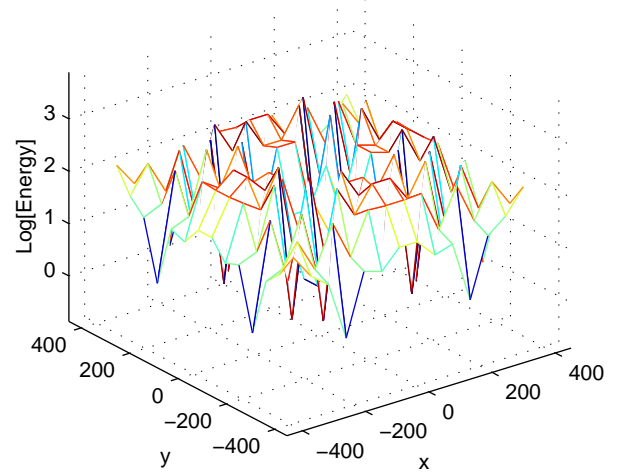
Correspondence and request for materials should be addressed to Z.Y.

Email : zhen@joule.phy.ncu.edu.tw

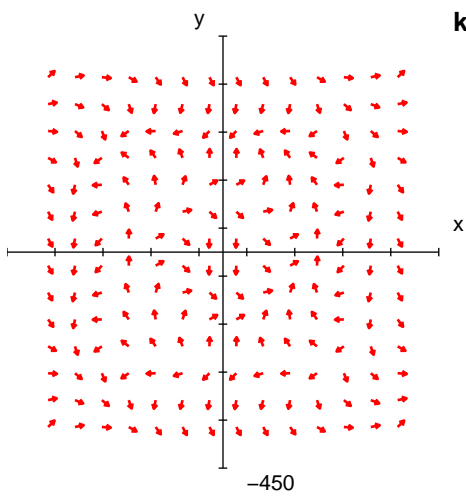
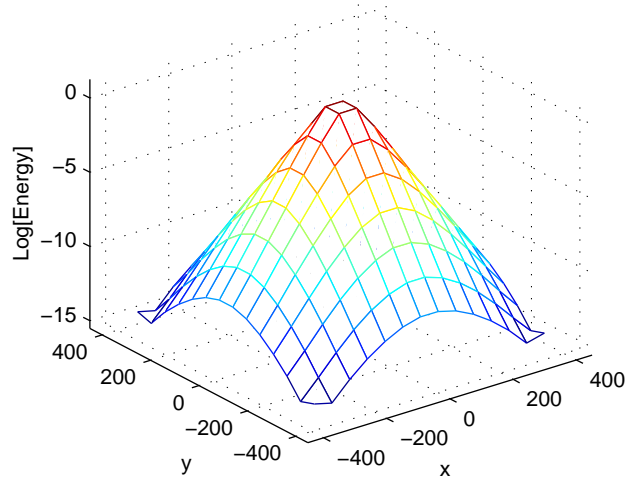




**ka = 0.006**



**ka = 0.01**



**ka = 0.034**

