

## *Gravitational Mass, Its Mechanics – What It Is; How It Operates*

*Roger Ellman*

### Abstract

The earlier paper, *Inertial Mass, Its Mechanics – What It Is; How It Operates*<sup>2</sup>, developed the mechanics of inertial mass. The present paper is for the purpose of equivalently developing gravitation.

The behavior of gravitation is well known, as described by Newton's Law of Gravitation. But just what gravitational mass is, how gravitational behavior comes about, what in material reality produces the effects of gravitational mass, has been little understood. The only extant hypotheses involve the unsuccessful efforts to develop "quantum gravitation" and to tie it into the rest of quantum mechanics, and the equally failed attempts to detect "gravitons" and "gravitational waves" in spite of very substantial efforts.

From a starting point of only the limitation on the speed of light, the necessity of conservation, and the impossibility of an infinity in material reality, the present paper presents a new and comprehensive analysis of the phenomenon gravitational mass:

- how it appears in particles,
- how the Newtonian gravitational behavior arises from that, and
- how the values of inertial mass and gravitational mass are identical,

or, in other words, the mechanics of gravitational mass and gravitation.

Roger Ellman, The-Origin Foundation, Inc.

<http://www.The-Origin.org>

320 Gemma Circle, Santa Rosa, CA 95404, USA

[RogerEllman@The-Origin.org](mailto:RogerEllman@The-Origin.org)

# *Gravitational Mass, Its Mechanics – What It Is; How It Operates*

Roger Ellman

## Development of the Unified Field

The following “thought experiments” develop the concept. [This section is repeated from the earlier paper *Inertial Mass, Its Mechanics – What It Is; How It Operates*<sup>2</sup> for clarity and continuity.]

### 1. Electric Field

- Nothing can travel faster than the speed of light,  $c$ . Given two static electric charges separated and with the usual Coulomb force between them, if one of the charges is moved the change can produce no effect on the other charge until a time equal to the distance between them divided by  $c$  has elapsed.
- For that time delay to happen there must be something flowing from the one charge to the other at speed  $c$  and the charge, itself, must be the source of that flow.

The Coulomb effect is radially outward from the charge, therefore every charge must be propagating such a flow radially outward in all directions from itself, which flow must be the "electric field".

### 2. Motion of Charge and "At Rest"

- Comparing two such charges, one moving at constant velocity relative to the other, at least one of the charges is moving with some velocity,  $v$ .
- The flow (of "field") outward from that charge must always travel at  $c$ . Forward it would go at  $[c+v]$  if propagated at  $c$  from the source charge already moving that way at  $v$ . Therefore, it must be sent forward from the charge at  $[c-v]$  so that it will travel at  $c$  when the  $v$  of its source charge is added.

$$(1) \quad \text{Flow}_{\text{fwd}} = [c - v]$$

- Analogously, rearward it would go at speed  $[c-v]$  if propagated at  $c$  from the source charge already moving the opposite way at  $v$ . Therefore, it must be emitted rearward from the charge at  $[c+v]$  so that it will travel at speed  $c$  when the  $v$  of the source charge in the opposite direction is subtracted.

$$(2) \quad \text{Flow}_{\text{rwd}} = [c + v]$$

- But, that rearward – forward differential means that the direction and speed of motion can be determined by looking at the propagation pattern of the flow as propagated by the charge.

And, if the pattern were the same in all directions then the charge would be truly "at rest", which means that there is an absolute "at rest" frame of reference.

### 3. Unification of Fields

- Except for the kind of field, all of the preceding applies in the same way and with the same conclusions for magnetic field and gravitational field as for electric field.
- Therefore, either a particle that exhibits all three such fields, as for example a proton or an electron, is a source of three separate and distinct such flows, one for each field, or there is only a single such flow which produces all three effects: electric, magnetic, and gravitational.

The only reasonable conclusion is that electric, magnetic, and gravitational field are different effects of the same sole flow from the source particles.

#### 4. Sources & Their Decay

- The flow is not inconsequential. Rather, it is substantial in that it produces the forces, actions and energies of our universe.
- For a particle to emit such a flow the particle must be a source of whatever it is that is emitted and then flows outward. The particle must have a supply of it.
- The process of emitting the flow from a particle must deplete the supply resource for the particle's emitting further flow, must use up part of its supply, else we would have something-from-nothing and a violation of conservation.

It must be concluded that an original supply [of whatever the flow is, which for convenience will now be called "medium"] came into existence at the beginning of the universe and has since been gradually being depleted at each particle by its on-going outward flow.

#### 5. The Beginning

- Before the universe began there was no universe. Immediately afterward there was the initial supply of medium to be propagated by particles. How can one get from the former to the latter while avoiding an infinite rate of change and maintaining conservation ?

The only form that can accommodate the change from nothing to something in a smooth transition without an infinite rate of change is the oscillatory form of equation 3a, below.

$$(3a) \quad A \cdot [1 - \cos(2\pi \cdot f \cdot t)]$$

The only way that such an oscillation can have come into existence without violating conservation is for there simultaneously to have come into existence a second oscillation, the negative of equation 3a as in equation 3b.

$$(3b) \quad -A \cdot [1 - \cos(2\pi \cdot f \cdot t)]$$

That is, the two simultaneous oscillations must have been such as to yield a net of nothing, the prior starting point, when taken together.

#### 6. The Oscillatory Medium Flow = Electric charge and field

- The initial medium supply of each particle must be oscillatory in form per equations 3. Therefore the outward flow from each particle is likewise an oscillatory medium flow of the form of equations 3.

The amplitude,  $A$ , of the  $[1 - \cos]$  form oscillation is the amplitude of the flow emitted from the source particle, which flow corresponds to the electric field. Thus the oscillation amplitude must be the charge magnitude of the source particle -- the fundamental electric charge,  $q$ , in the case of the fundamental particles, the electron and the proton.

Then, the conservation-maintaining distinction of amplitude  $A$  versus amplitude  $-A$  must be the positive / negative charge distinction.

The frequency,  $f$ , of the  $[1 - \cos]$  form oscillation must then correspond to the energy and mass of the source particle, that is the energy of the oscillation is  $E = h \cdot f$  and the mass is  $m = E/c^2 = h \cdot f / c^2$ .

- [- While it does not pertain to the present analysis of mass it can be observed here that, because the outward medium flow from each particle must deplete the source particle's remaining supply of medium for further propagation, the amplitude magnitude,  $A$ , must exponentially decay. That is, it must be of the form of equation 4, below.

$$(4) \quad A(t) = A \cdot e^{-t/\tau}$$

## 7. Magnetic Field

- The cause of magnetic field differs from that of electrostatic field only in the motion of the charges. Magnetic field is, in effect, electrostatic field modified by the charges' motion. At the above equations 1 and 2 it was developed that the oscillatory medium flow forward and rearward from charged particles in motion is different from those same particles at rest and that the change "points" in the direction of motion and is proportional to the speed.

Because that forward/rearward flow difference is the only field difference between the case of electrostatic field and magnetic field, the difference being directly proportional to the velocity of the charged particle's motion, it must be that that shift in the medium flow from a charged particle corresponds to, actually is, its magnetic field.

A charged particle in motion has an electric field and a magnetic field. The electric field corresponds to the spherically uniform part of the particles' medium flow propagation and the magnetic field corresponds to the forward/rearward distortions.

Propagating electromagnetic field is the carrying of both of those field aspects as an imprint on the otherwise uniform medium flow from the charged particle, an imprint analogous to the modulation of a carrier wave in radio communications.

It is not the speed of light which is the fundamental constant, light being a mere modulatory imprint on medium flow. It is the speed of medium flow which is the fundamental constant.

### *$\epsilon$ , $\mu$ , and the Speed of Propagation*

At this point a brief consideration of an electrical analog to medium wave propagation is necessary to further develop its behavior and the medium. A transmission line is an electrical device for transmitting oscillatory electrical energy from one place to another. Examples are: the various coaxial cables and two-wire pairs found in radio, and video systems interconnecting equipment components; the longer length such lines to antennas; wave guides; and so forth. When electrical signals and energy are introduced at one end of such a line they do not appear at the far end instantaneously. Rather, there is a finite speed of travel of the electrical effects along the line.

Aside from the essential requirement that the speed could not be infinite in any case, the more proximate reason for the limited speed is that any such line inevitably has some electrical inductance and capacitance whether intentionally placed there or not. These limit the speed of propagation as will be described below. A simple straight conducting wire has some self inductance and, since one must deal with such wires of various lengths it is best to deal in terms of the inductance per unit length of the wire,  $L_p$ . Likewise, any pair of electrical conductors, whether coaxial or not, have some capacitance between them. Again it is more convenient to deal in terms of the capacitance per unit length of the transmission line,  $C_p$ . Figure 1, below indicates the nature of the transmission line electrically, schematically.

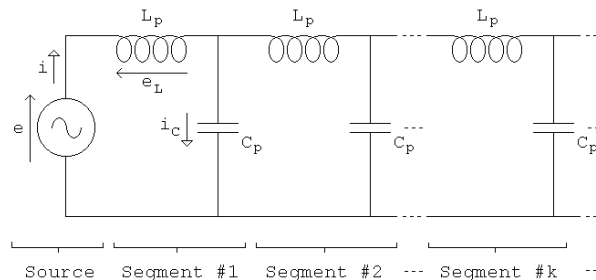


Figure 1

If an electrical potential source of some magnitude,  $e$ , is connected to one end of the line, an electric current,  $i$ , starts to flow in the line. If we consider one quite short segment of the line ("infinitesimally short") it consists (aside from its function as a pure conductor) of an inductance,  $L$ , and a capacitance,  $C$ . The amount of the inductance in the segment is

$$(5) \quad L = [\text{Inductance per length}] \times [\text{segment length}] \\ = [L_p] \cdot [v \cdot t]$$

where the length of the short segment, the [segment length] of equation 5, is the product of whatever the speed of travel,  $v$ , down the line is (its value not yet known) times a minute (infinitesimal) time segment,  $t$ .

Similarly, the amount of the capacitance is

$$(6) \quad C = [C_p] \cdot [v \cdot t]$$

The potential produced in the inductance is

$$(7) \quad e_L = L \cdot \frac{di}{dt} \quad \begin{array}{l} \text{[The natural behavior of} \\ \text{inductance, } L, \text{ in general]} \end{array} \\ = \left[ L_p \cdot v \cdot t \right] \cdot \left[ \frac{i}{t} \right] \\ = L_p \cdot v \cdot i$$

where  $di/dt = i/t$  because  $t$  is infinitesimally small.

Similarly, the current through the capacitance is

$$(8) \quad i_C = C \cdot \frac{de}{dt} \quad \begin{array}{l} \text{[The natural behavior of} \\ \text{capacitance, } C, \text{ in general]} \end{array} \\ = \left[ C_p \cdot v \cdot t \right] \cdot \left[ \frac{e}{t} \right] \\ = C_p \cdot v \cdot e$$

where, again,  $de/dt = e/t$  because  $t$  is so small.

For any such infinitesimal segment of the line, when the electrical potential source,  $e$ , is first connected to it  $e_L = e$ , the source voltage, and  $i_C = i$ , the current in the inductance. That is, all of the voltage appears initially on the inductance and all of the current initially flows into the first segment of capacitance, which initially has no voltage on it. This is most easily visualized for the first instant of time and the first minute segment of the line, segment #1 in the above Figure 1, but, as changes, it is valid for all minute time segments and minute line segments if they are infinitesimal. Therefore

$$(9) \quad e = e_L \quad \text{and} \quad i = i_C \\ = L_p \cdot v \cdot i \quad = C_p \cdot v \cdot e$$

which, multiplied together give

$$(10) \quad e \cdot i = \left[ L_p \cdot v \cdot i \right] \cdot \left[ C_p \cdot v \cdot e \right] \\ = L_p \cdot C_p \cdot v^2 \cdot i \cdot e \\ v^2 = \frac{1}{L_p \cdot C_p} \quad \text{[Solving for } v^2]$$

Thus the speed of propagation along the transmission line, the speed of propagation through a medium of distributed inductance and capacitance of values per unit length  $L_p$  and  $C_p$ , is

$$(11) \quad v = \frac{1}{\sqrt{L_p \cdot C_p}} \quad [\text{Square root of equation 10}]$$

This same result applies to light, which is an electromagnetic propagation through space, which has inductance per unit length of  $\mu_0$  and capacitance per unit length of  $\epsilon_0$ , as follows.

- The electrical inductance of a coil of wire is  $\mu_0$  times the dimensions of the coil,  $N \cdot A / l$ , where  $N$  is the number of turns, or loops, in the coil,  $A$  is the cross-sectional area of the coil and  $l$  is the length of the coil. The  $N$  is a dimensionless number. Thus the inductance is, dimensionally,  $\mu_0$  times an area divided by a length, that is times a net length. The  $\mu_0$  must then be inductance-per-length.
- The electrical capacitance of a simple parallel plate capacitor is  $\epsilon_0$  times the dimensions of the capacitor,  $A/L$ , where  $A$  is the area of each of the two identical plates and  $L$  is the distance between them. Thus the capacitance is, dimensionally,  $\epsilon_0$  times an area divided by a length, that is times a net length. The  $\epsilon_0$  must then be capacitance-per-length.

Therefore, the speed of light is the already frequently presented

$$(12) \quad c = \frac{1}{\sqrt{\mu_0 \cdot \epsilon_0}}$$

However, as presented above, the electromagnetic waves of light are merely an imprint, a modulation, on the flowing medium. It is medium that travels at the speed  $c$ . The speed of light is  $c$  only because light, static relative to the flowing medium on which it is imprinted, must travel at the speed of that medium flow. The flowing medium has both its flow and its potential just as does the electrical behavior in the transmission line.

The flowing medium is propagated by the oscillation of the center-of-oscillation. Every oscillation must consist of two aspects so that the oscillation energy is exchanged back and forth between them. Then the propagation of the center involves the propagation of the effect of the two aspects of the center's oscillation. For any oscillation those aspects are always in the form of potential and flow, for example: water pressure "head" and the flow, electrical voltage and current, or a pendulum's potential and kinetic energy.

But where do the  $\mu_0$  and  $\epsilon_0$  come from; how does empty "free space", the nothing that was before the universe began, have those characteristics ? It cannot and does not. Until medium appears the "free space" is absolute nothing, the non-existence (except as potentiality to receive medium) of before the origin of the universe. Clearly, it must be the medium itself, the only non-nothing material reality, that is the cause of  $\mu_0$  and  $\epsilon_0$ .

Propagating medium, then, is like an electrical signal traveling along a transmission line where the electrical signal is the transmission line. Propagating medium waves are medium laying down its own transmission line as it propagates. (It is helpful to picture a humorous animated cartoon analogy of a train going along a railroad track that does not exist in front of the train, imagining a very busy man standing on the front of the locomotive furiously constructing new laid track just in time for the train to roll onto it.)

Three principal quantities are involved in electrical propagation along a transmission line and pertain to each location along the line: the amount of charge at the location, the electric potential and the electric current which is the flow of charge. There are three analogous quantities pertaining to each location in space involved in the propagation of medium: the amount of medium at the location, the medium potential and the medium flow. (This is an analogy and is

not to say that medium amount corresponds to charge, and so forth. Rather, it has already been shown<sup>2</sup> that medium flowing corresponds to static charge, that flowing medium produces the static Coulomb effect.)

It is the medium, the amount of medium at a particular location, that carries, and therefore determines, the value of  $\mu_0$  and  $\epsilon_0$  at that location. That quantity, the medium amount is a scalar quantity, one having magnitude but not an associated direction, just as is the case with electrical charge. The medium potential, the "head" in analogy to the corresponding water flow term, is a vector quantity, one having both magnitude and direction, and is the impetus, the "driving force" of the medium flow just as electrical potential impels electric charge flow, which is electric current. The medium flow is also a vector quantity, of course.

There is another difference between medium propagation and the transmission line analogy: medium propagates radially outward in all directions from its source whereas a transmission line is linear, does not spread out. The speed of propagation along the transmission line is constant because the inductance and capacitance per unit length are constant. But, if the medium is the source of the  $\mu_0$  and  $\epsilon_0$  then as the medium spreads out into ever greater spherical volume the local amount of medium becomes correspondingly diffused so that the values of  $\mu_0$  and  $\epsilon_0$  should decrease and the speed of the propagation increase. However, that does not happen, as follows.

The speed of propagation's dependency in a transmission line on the inductance and capacitance really means that the speed of propagation depends on the time that the electrical signal requires to build up its current through the inductance and to build up its voltage on the capacitance, both build-ups being accomplished in each incremental transmission line segment, sequentially segment-by-segment. Since the same identical current flow and charging-up must occur in each successive segment of the transmission line there is no change in the propagation factors, no change in the propagation velocity, from segment to segment.

In the transmission line the electrical input voltage and current are independent of the line's characteristic inductance and capacitance. Consequently a large input signal travels at the same speed in a transmission line as does a small signal. The transmission line, with its independent  $L_p$  and  $C_p$ , literally "just sits there" waiting for whatever input comes along.

But in propagating medium the "input signal", the medium potential and medium flow, are integral with and inseparable from the "line's characteristics", the  $\mu_0$  and  $\epsilon_0$  that determine the flow behavior. Medium propagation does not first "lay down its transmission line  $\mu_0$  and  $\epsilon_0$ " and then propagate medium flow and medium potential into them. Rather the medium propagation is the "laying down" of medium flow-in- $\mu_0$  and medium potential-on- $\epsilon_0$ . Furthermore, the elements of the propagating medium are myriad infinitesimals of flow-in- $\mu_0$  inextricably inter-mixed and inter-existing with myriad infinitesimals of potential-on- $\epsilon_0$ , all distributed in three dimensions. It is a continuum of infinitesimals, not the linear sequence of distributed characteristics that is an electrical transmission line.

For propagating medium the factor determining the speed of propagation is the time required to build up the medium's flow through the  $\mu_0$  and to build up its potential on the  $\epsilon_0$ . But, in radially outward propagating medium, the flow is inverse square diffused and the potential is inverse square reduced in exactly the same ratio as are the  $\mu_0$  and  $\epsilon_0$  reduced. The ratio of that medium wave propagation's medium flow to its  $\mu_0$  and of its medium potential to its  $\epsilon_0$  remains constant, and so likewise the speed, radially outward, of its propagation,  $c$ .

However, that behavior of propagating medium produces a major effect when medium propagating from one source encounters, that is passes through the same space as, medium from some other source. Depending on the orientation of the flows the effect can be a reducing of the speed of propagation, the  $c$  of both medium flows.

In general a medium's propagation speed depends on the magnitude of its medium flow (a vector quantity) relative to the amount of its  $\mu_0$  (a scalar quantity) and the magnitude of its medium potential (also vector) relative to the amount of its  $\varepsilon_0$  (also scalar). Both of the quantities, medium flow and medium potential are proportional to the then, there, local amount of the medium, its amplitude as originally propagated and subsequently inverse-square reduced in its travel to its current location just, as also are the values of  $\mu_0$  and  $\varepsilon_0$ . In speaking of the medium flow to be established through a  $\mu_0$  and the medium potential to be developed on an  $\varepsilon_0$  one can just as readily speak of the medium amplitude involved in the process of propagating medium through a region of a given  $\mu_0$  and  $\varepsilon_0$ .

If two mutually encountering medium flows are traveling in the same direction their parameters all combine. The combined flow balances the combined  $\mu_0$ . The combined potential balances the combined  $\varepsilon_0$ . Just as medium from a single source, diffusing into greater spherical volumes in space maintains constant speed of propagation,  $c$ , because the ratio of the medium amplitude to the  $\mu_0$  and  $\varepsilon_0$  remains constant, so two medium flows in the exact same direction have, combined, the same ratio of amplitude to  $\mu_0$  and  $\varepsilon_0$  as do their individual flows taken separately.

But if those two flows are in exactly opposite directions, through each other, a different result occurs. The  $\mu_0$  and  $\varepsilon_0$  of the individual flows still combine to produce new somewhat greater values. The  $\mu_0$  and  $\varepsilon_0$  are scalar quantities, not having direction, and so combine. They simply reflect the local amount of medium regardless of the direction in which it happens to be moving and regardless of the source from which it came.

But, the flows are vectors in opposite directions. They cannot obtain a combining of their medium flows and medium potentials to compensate for the increased values of  $\mu_0$  and  $\varepsilon_0$  present. They are inverse-square diffusing in opposite directions and there is no valid net resultant. Each flow acts and must act as if alone, as if propagating independently, which it is in its own direction.

This is always the case with vector quantities. Similar vectors can be resolved into a net combination or resultant vector. (By "similar" is meant that they are identical except for their direction and magnitude, that is they are otherwise the same kinds of quantities, forces for example, and have identical response and cause / effect relations with their environment.) But if the vectors do not linearly respond to their environment in identical fashion such a combination is not valid.

For example electrical signals respond to inductance in proportion to the oscillation frequency of the signal and to capacitance inversely to the frequency. Two electrical signals of different frequencies in an inductive-capacitive environment respond each independently according to its frequency. One cannot take a vector resultant in such a case.

The independent behavior of the components of complex quantities appears in normal human experience. For example, the overall sound of a symphony orchestra is a combination of many waves at many frequencies and would not at all "look" like a simple pure sinusoid if it could be viewed. If it could be viewed it would "look" like the sum, the combination, that it is. But we distinctly and separately hear each of the different instruments, each different note and tone in spite of the sum. Each component, each musical tone and its harmonics acts individually and retains its distinctive character while simultaneously participating in the combination.

Thus, for medium flows propagating in opposite directions through each other there is for each flow an increase in the  $\mu_0$  and  $\varepsilon_0$  that it must address for which it has available only the same, now proportionally less sufficient, amplitude of its own to drive itself. Each flow encounters a partially reduced value of  $c$ . Each is effectively slowed by the other.

If  $u_1$  is the local medium flow #1 and  $u_2$  the local medium flow #2 then the effect is:



(13)

Each of the two flows alone

$$c_1 = f\left(\frac{u_1(\text{amplitude})}{u_1(\mu \text{ and } \epsilon)}\right) = c$$

$$c_2 = f\left(\frac{u_2(\text{amplitude})}{u_2(\mu \text{ and } \epsilon)}\right) = c$$

The two flows encountering each other

Same Direction

Opposite Directions

$$c_1 = f\left(\frac{u_1(\text{amplitude})}{u_1(\mu \text{ and } \epsilon) + u_2(\mu \text{ and } \epsilon)}\right) < "c"$$

$$c_{1,2} = f\left(\frac{u_1(\text{amplitude}) + u_2(\text{amplitude})}{u_1(\mu \text{ and } \epsilon) + u_2(\mu \text{ and } \epsilon)}\right) = "c"$$

$$c_2 = f\left(\frac{u_2(\text{amplitude})}{u_1(\mu \text{ and } \epsilon) + u_2(\mu \text{ and } \epsilon)}\right) < "c"$$

If the two medium flows encounter each other neither exactly in the same nor opposite directions, they can be resolved into mutually parallel and perpendicular components. The parallel components fit one of the above two cases with the magnitudes being those of the components.

Such slowing correlates with gravitational lensing's light path bending. The medium flow carrying light propagation passing a gravitating mass would experience greater slowing of its wave front on the portion nearer to the gravitating mass and lesser slowing further away [because of the inverse square behavior] - effects tending to bend the direction of the wave front somewhat toward the attracting mass as in the observed gravitational lensing.

### The Mechanism of Gravitation

This same medium flow slowing behavior that produces the observed bending of light rays by gravitational fields is the fundamental mechanism of gravitation as follows.

Just as the [1 - Cos] type oscillatory wave of propagated medium is the field, so the source of that propagation, the source itself from which the propagation is emitted radially outward in all directions, [hereafter referred to as *center-of-oscillation*] must embody the charge and the mass, that is, the matter of the "particle" involved. Those are the only physical realities underlying our entire universe: the center-of-oscillation and the propagated wave of medium. Those alone are, cause, account for all of matter, mass, field, force, charge, energy, radiation, everything.

A medium propagating particle, i.e. a center-of-oscillation, being encountered by incoming waves from another such center experiences an unsymmetrical interference with its own normal wave propagation because of those incoming waves. On the side of the encountered center that is toward the source center the encountered center's propagated waves are slowed because they pass through the incoming source waves. On the opposite side of the encountered center there is no such slowing since both the incoming waves (now out-going) and the encountered center's own propagation are in the same direction, away from the source, and at the same speed. See Figure 2, below.

The slowing is the same as that just developed above in conjunction with equation 13. The effect is quite small (as is gravitation) because the inverse square diffusion of the incoming

waves makes their amplitude quite small relative to the amplitude of the encountered center's waves immediately adjacent to that center. But the effective result is that the encountered center, forced to propagate at a slightly lesser wave velocity toward the source center, must then move in that direction, its propagation in the opposite direction being forced to accommodate accordingly.

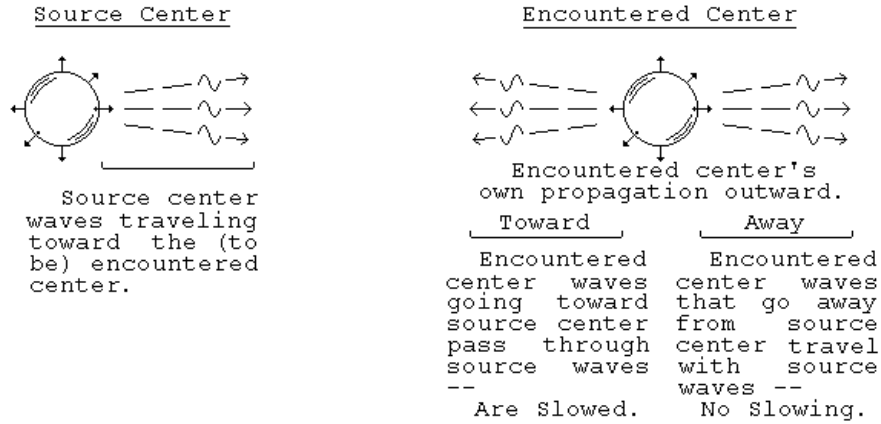


Figure 2

That is, a center always propagates forward and rearward as is required by its then state of motion per equations 1 and 2. If an external action, incoming waves, forces a change in that propagation then the state of motion changes, must change, along with the forward and rearward propagation so that all are again consistent with each other.

If the encountered center's wave velocity toward the source center is slowed in the amount  $\Delta v$  then the encountered center has been forced by that slowing to:

- (1) propagate toward the source at the slowed value

$$c' = c - \Delta v$$

which requires that

- (2) the encountered center must therefore increase its velocity toward the source center to

$$v' = v + \Delta v$$

(where  $v$  was the encountered center's velocity toward the source center before the slowing occurred) in order to maintain medium flow at  $c$ , which further requires that

- (3) the encountered center propagate away from the source (the opposite direction) at

$$c'' = c + \Delta v$$

The incoming waveform producing the slowing is a  $[1-\text{Cosine}]$  form as in Figure 3.

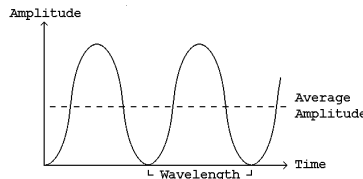


Figure 3

### Center Oscillation and Propagated Waveform

The slowing produced by the incoming waveform arrives as, in effect, pulses. An increment of gravitational slowing of the encountered center's propagation toward the source center,  $\Delta v$ , occurs for each cycle of incoming wave. Its effect is to change the encountered center velocity by that amount per cycle, each cycle, each period, period-after-period, of the incoming wave's oscillation. That time period is  $T_w$ , the incoming wave period which is

identical to  $T_S$ , the source center's oscillation period. That is, the frequency, or time rate, of the  $\Delta v$  velocity change increments is the source center's oscillation frequency,  $f_S$ .

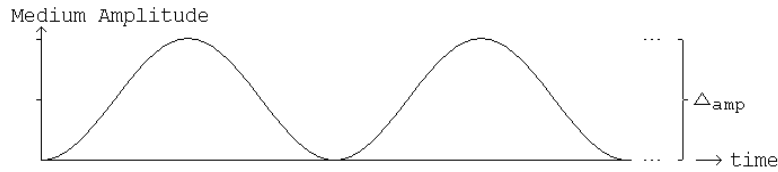
The result is an acceleration of

$$(14) \quad a_{grav} = \frac{\Delta v}{T_w} = \frac{\Delta v}{T_s} \quad \begin{array}{l} [T_w \text{ is the period of} \\ \text{the incoming waves.} \\ T_s \text{ is the (identical)} \\ \text{period of the source} \\ \text{center, itself.}] \end{array}$$

$$= \Delta v \cdot f_{source} \quad [f = 1/T]$$

Because  $f_{source}$  is directly proportional to the source center's frequency  $a_{grav}$  is directly proportional to the source center's mass as the gravitational acceleration must be. Because the slowing,  $\Delta v$ , is directly proportional to the amplitude at the encountered center of the source's waves,  $a_{grav}$  exhibits the inverse square reduction as expected and required. Figure 4, below illustrates the cyclic action.

(a) The Incoming Wave Form from a Proton



(b) Its Gravitational Effect on an Encountered Center

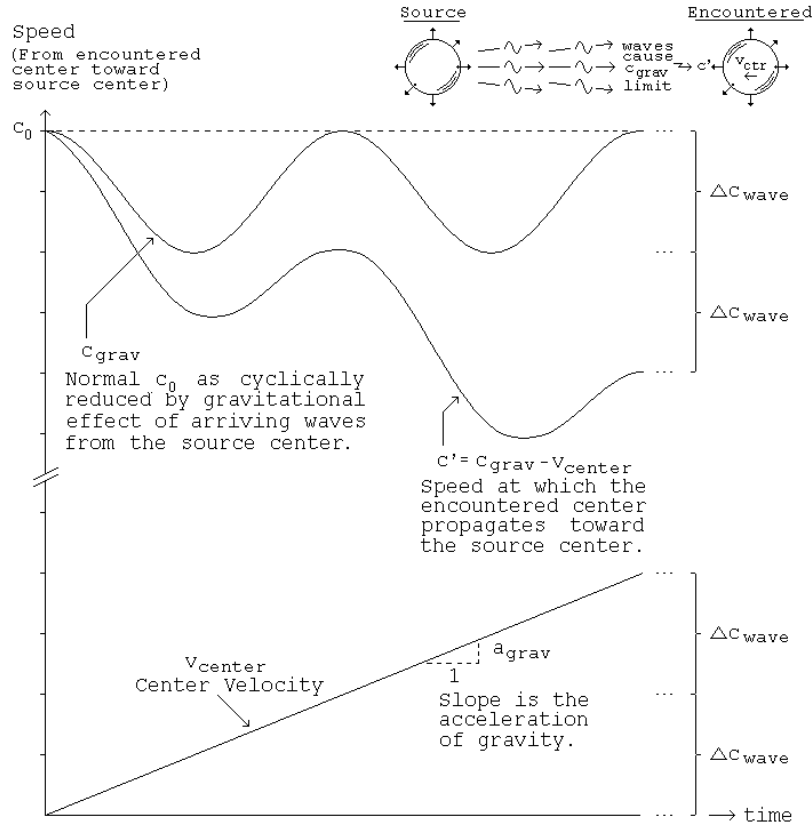


Figure 4  
The Gravitational Action

In the gravitational action a cycle of wave arriving from a distant source center produces a temporary pulse of local increase in the values of  $\mu$  and  $\varepsilon$  on the side of the encountered center that is toward the source center. That reduces the speed at which the encountered center can propagate in the direction of the source center. That imbalance forces the encountered center to make the necessary changes in its velocity and propagation. See Figure 4, above.

The discussion has been in terms of the waves from the source center encountering and producing their effects on the encountered center. Of course all of the effects are mutual. Each of the centers performs in both roles, as source and as encountered center, all of the time and simultaneously. At the same time that the propagation velocity of a center's waves is being reduced by the effect on them of incoming waves – a gravitational action on the center that also results in its acceleration – the outgoing waves of that center are acting similarly on other centers and producing similar effects upon arriving there.

### Analytical Derivation of Newton's Law of Gravitation

Newton's law of gravitation expressed in terms of  $m_{\text{source}}$  and  $m_{\text{acted-on}}$  and with both sides of the equation divided by  $m_{\text{a}}$  is, of course,

$$(15) \quad a_{\text{grav}} = G \cdot \frac{m_s}{d^2}$$

which states that gravitation is proportional to the mass of the gravitationally attracting body; it is a property of that body's mass.

However, mass and energy are equivalent, so that mass,  $m$ , is proportional to a frequency,  $f$ , that is characteristic of that mass. That is

$$(16) \quad m \cdot c^2 = h \cdot f$$

$$f = \frac{c^2}{h} \cdot m$$

so that the source mass of equation 15,  $m_s$ , has a corresponding, associated, equivalent frequency,  $f_s$ .

That being the case, the amount of gravitational acceleration,  $a_{\text{grav}}$ , can be expressed in terms of that frequency as the change,  $\Delta v$ , in the velocity,  $v$ , of the attracted mass per time period,  $T_s$ , of the oscillation at the corresponding frequency,  $f_s$ , as follows.

$$(17) \quad a_{\text{grav}} = \Delta v / T_s = \Delta v \cdot f_s$$

It can then be reasoned as follows.

$$(18) \quad a_{\text{grav}} = \Delta v \cdot f_s = G \cdot \frac{m_s}{d^2} \quad [\text{Equating } a_{\text{grav}} \text{ of (15) and (17)}]$$

$$(19) \quad \Delta v \cdot \left[ \frac{m_s}{m_p} \cdot f_p \right] = G \cdot \frac{m_s}{d^2} \quad [\text{Frequency is proportional to mass and } f_p \text{ and } m_p \text{ are the proton frequency and mass: } f_s = (m_s/m_p) \cdot f_p.]$$

$$\Delta v = G \cdot \frac{m_p}{d^2 \cdot f_p} \quad [\text{Rearrange, canceling } m_s \text{'s.}]$$

Then:

$$\begin{aligned}
 (20) \quad \Delta v &= G \cdot \frac{1}{d^2 \cdot f_p} \cdot \frac{h \cdot f_p}{c^2} \quad [\text{Substituting } m_p = h \cdot f_p / c^2] \\
 &= G \cdot \frac{h}{d^2 \cdot c^2}
 \end{aligned}$$

Now, the Planck Length,  $l_{Pl}$ , is defined as

$$(21) \quad l_{Pl} = \left[ \frac{h \cdot G}{2\pi \cdot c^3} \right]^{1/2} \quad [\text{the } h/2\pi \text{ part being } \hbar]$$

so that

$$(22) \quad G = \frac{2\pi \cdot c^3 \cdot l_{Pl}^2}{h}$$

Substituting  $G$  as a function of the Planck Length from equation 22 into  $G$  in equation 20, the following is obtained.

$$\begin{aligned}
 (23) \quad \Delta v &= \frac{2\pi \cdot c^3 \cdot l_{Pl}^2}{h} \cdot \frac{h}{d^2 \cdot c^2} \\
 &= c \cdot \frac{2\pi \cdot l_{Pl}^2}{d^2}
 \end{aligned}$$

This result states that:

- the velocity change due to gravitation,  $\Delta v$ ,
- per cycle of the attracting mass's equivalent frequency,  $f_s$ ,
  - which quantity,  $\Delta v \cdot f_s$ , is the gravitational acceleration,  $a_{grav}$ ,
- is a specific fraction of the speed of light,  $c$ , namely the ratio of:
  - $2\pi$  times the Planck Length squared,  $2\pi \cdot l_{Pl}^2$ , to
  - the squared separation distance of the masses,  $d^2$ .

That squared ratio is, of course, the usual inverse square behavior.

This result also means that at distance  $d = \sqrt{2\pi} \cdot l_{Pl}$  from the center of the source, attracting, mass the acceleration per cycle of that attracting mass's equivalent frequency,  $f_s$ , namely  $\Delta v$ , is equal to the full speed of light,  $c$ , the most that it is possible for it to be. In other words, at that [quite close] distance from the source mass the maximum possible gravitational acceleration occurs. That is the significance, the physical meaning, of  $l_{Pl}$  or, rather, of  $[2\pi]^{1/2} \cdot l_{Pl}$ .

If the original definition of  $l_{Pl}$  had been in terms of  $\hbar$ , not  $h$ , the distinction with regard to  $[2\pi]^{1/2}$  would not now be necessary. The  $2\pi$  is a gratuitous addition, coming about from the failure to address the Hydrogen atom's stable orbits as defined by the orbital path length being an exact multiple of the orbital matter wavelength. The statement that the orbital electron's angular momentum is quantized, as in

$$(24) \quad m \cdot v \cdot R = n \cdot \frac{\hbar}{2\pi} \quad [n = 1, 2, \dots]$$

is merely a mis-arrangement of

$$(25) \quad 2\pi \cdot R = n \cdot \frac{h}{m \cdot v} = n \cdot \lambda_{mw} \quad [n = 1, 2, \dots]$$

the statement that the orbital path,  $2\pi \cdot R$ , must be an integral number of matter wavelengths,  $\lambda_{mw}$ , long. And, that may have resulted from a lack of confidence in the fundamental significance of matter waves because of the failure to develop theory that produced acceptable, valid, matter wave frequencies, ones such that  $f_{mw} \cdot \lambda_{mw} = \text{particle velocity}$ , which is an obvious necessity.

The physical significance of  $l_{Pl}$  is in its setting of a limit on the minimum separation distance in gravitational interactions and its implying that a "core" of that radius is at the center of fundamental particles having rest mass. That is, equation 23 clearly implies that it is not possible for a particle having rest mass to approach another such particle closer than that distance. It is as if that distance is the radius of some impenetrable core of particles having rest mass.

That physical significance of  $\sqrt{2}\pi \cdot l_{Pl}$ , is so fundamental, fundamental to gravitation and apparently fundamental to particle structure, that it more truly represents a fundamental constant than does  $l_{Pl}$ . For those reasons that distance should replace  $l_{Pl}$  as a fundamental constant of nature as follows.

(26) The fundamental distance constant  $\delta$ .

$$\delta^2 \equiv 2\pi \cdot l_{Pl}^2$$

$$\delta = 4.05084 \times 10^{-35} \text{ meters} \quad [1986 \text{ CODATA Bulletin}]$$

Equation 22, above, then becomes equation 27, below,

$$(27) \quad \Delta v = c \cdot \frac{\delta^2}{d^2}$$

a quite pure, precise and direct statement of the operation of gravitation. It states that gravitation is a function of the speed of light,  $c$ , and the inverse square law, in the context of the oscillation frequency,  $f_s$ , corresponding to the attracting, source body's mass. It is interesting to note that equation 27 is exact without involving a constant of proportionality such as  $G$ .

The equation 27 result can also be obtained directly from consideration of solely how slowing is caused by  $\mu$  and  $\epsilon$ , which demonstrates that the cause of gravitation is the slowing of wave propagation presented in the prior section " *$\mathcal{E}$ ,  $\mu$ , and the Speed of Propagation*" and equation 13. That is as follows.

For propagating medium, at the instant of its propagation from its source center responding to its own  $\mu_0$  and  $\epsilon_0$ , the value of those two are constant at what we term their free space values. Those values are inverse square reduced as the medium carrying them propagates outward from their source center-of-oscillation. (As discussed in the prior section, the speed of wave propagation remains the same because the waves are also inverse square reduced in amplitude.)

(28) (1) At distance  $\delta$  from the center of the source center-of-oscillation, the first place where the propagated medium appears and the place where its concentration is greatest, the values of  $\mu$  and  $\epsilon$  are the free space values:

$$\mu = \mu_0 \quad \text{and} \quad \epsilon = \epsilon_0$$

(2) Because of the inverse square law the values at distance " $d$ " from the center of the source center-of-oscillation are:

$$\mu(d) = \mu_0 \cdot \frac{\delta^2}{d^2} \quad \text{and} \quad \epsilon(d) = \epsilon_0 \cdot \frac{\delta^2}{d^2}$$

Then, the overall net effective values when flowing medium from a distant center [per equation 29 (2), above] passes through the outward propagation of an encountered center [per equation 29 (1), above] are:

$$(29) \quad \mu_{\text{net}} = \left[ \mu_0 + \mu_0 \cdot \frac{\delta^2}{d^2} \right] = \mu_0 \cdot \left[ 1 + \frac{\delta^2}{d^2} \right]$$

$$\epsilon_{\text{net}} = \left[ \epsilon_0 + \epsilon_0 \cdot \frac{\delta^2}{d^2} \right] = \epsilon_0 \cdot \left[ 1 + \frac{\delta^2}{d^2} \right]$$

The resulting net speed of propagation is, then

$$(30) \quad c_{\text{net}} = \frac{1}{\left[ \mu_{\text{net}} \cdot \epsilon_{\text{net}} \right]^{1/2}} = \frac{1}{\left[ 1 + \frac{\delta^2}{d^2} \right] \cdot \left[ \mu_0 \cdot \epsilon_0 \right]^{1/2}}$$

$$= \frac{c}{\left[ 1 + \frac{\delta^2}{d^2} \right]} = \frac{d^2}{d^2 + \delta^2} \cdot c$$

and the amount of the slowing is

$$(31) \quad \Delta c = c - c_{\text{net}}$$

$$= c - \frac{d^2}{d^2 + \delta^2} \cdot c$$

$$= c - \frac{\delta^2}{d^2 + \delta^2} \cdot c$$

$$= c \cdot \frac{\delta^2}{d^2} \quad [d^2 \text{ is much greater than } \delta^2]$$

so that

$$(32) \quad \Delta v = c \cdot \frac{\delta^2}{d^2} \quad [\text{the slowing, } \Delta c, \text{ equals the velocity change, } \Delta v]$$

which is identical to equation 27.

With the definition of  $\delta$  per equation 26 the simplest statement of the universal gravitation constant,  $G$ , is

$$(33) \quad G = \frac{c^3 \cdot \delta^2}{h} \quad [\text{Substituting } \delta \text{ for } 2\pi l_{Pl}^2 \text{ in equation 22}]$$

The length  $\delta$  is a true universal constant joining  $c$ ,  $G$ ,  $h$ , and  $\pi$  as fundamental constants that characterize the universe and completing that family.

Equation 27 gives the gravitationally caused velocity change per cycle of the incoming gravitational wave field. The time rate of those velocity change increments, i.e. the gravitational

acceleration,  $a_g$ , is  $\Delta v$  times the incoming wave's frequency, which is the source center's frequency,  $f_s$ , as

$$\begin{aligned}
 (34) \quad a_g &= \Delta v \cdot f_s \\
 &= c \cdot \frac{\delta^2}{d^2} \cdot f_s \\
 &= c \cdot \frac{\delta^2}{d^2} \cdot \frac{m_s \cdot c^2}{h} \quad [m_s \text{ is the source center's mass; } f_s = m_s \cdot c^2 / h] \\
 &= G \cdot \frac{m_s}{d^2} \quad [\text{substituting } G \text{ per equation 33}]
 \end{aligned}$$

$$\begin{aligned}
 (35) \quad F_g &= a_g \cdot m_e \\
 &= G \cdot \frac{m_s \cdot m_e}{d^2} \quad [m_e \text{ is the encountered center's mass}]
 \end{aligned}$$

which is Newton's Law of Gravitation.

As with Coulomb's Law and inertial mass, as developed in the earlier paper, *Inertial Mass, Its Mechanics – What It Is; How It Operates*<sup>2</sup>; here gravitation, gravitational mass, and Newton's Law of gravitation thus cease to be mere empirically valid observations becoming instead requisite behavior aspects of natural reality derived from fundamentals.

### Inertial Mass and Gravitational Mass

From equation 34 it is clear that only  $m_s$  operates in the process of gravitation. That is,  $m_s$  in equation 34 is a gravitational mass and the gravitational acceleration is independent of  $m_e$ . Equation 35, on the other hand is merely a statement of Newton's 2<sup>nd</sup> Law of Motion. The new (relative to equation 34) mass in equation 35,  $m_e$ , is the inertial mass of Newton's law.

But, the overall action is mutual. The "encountered" center gravitationally attracts the "source" center at the same time as the "source" center gravitationally attracts the "encountered" center. Therefore, the quantities,  $m_s$  and  $m_e$ , are, and operate simultaneously, in both roles – "source" and "encountered", as both types of mass – inertial and gravitational. That means that inertial mass and gravitational mass are identical as follows.

Given two gravitationally attracting bodies, #1 and #2, the force with which #1 attracts #2 must equal that with which #2 attracts #1 [Newton's 3<sup>rd</sup> Law of Motion]. That is

$$\begin{aligned}
 (36) \quad \text{Using: } & \text{"Grav"} = \text{the gravitation constant [normally "G"]} \\
 & \text{Body \#1 has inertial mass} = i \\
 & \text{and gravitational mass} = g \\
 & \text{Body \#2 has inertial mass} = I \\
 & \text{and gravitational mass} = G
 \end{aligned}$$

Then:

$$\begin{aligned}
 F_{g, \#1 \rightarrow 2} &= F_{g, \#2 \rightarrow 1} \\
 \text{"Grav"} \cdot \frac{g \cdot I}{d^2} &= \text{"Grav"} \cdot \frac{G \cdot i}{d^2} \\
 g \cdot I &= G \cdot i = k \quad [\text{a temporary constant}]
 \end{aligned}$$

so that:

$$g = k \cdot i \quad \text{and} \quad G = k \cdot I$$



Equation 36 requires that inertial mass and gravitational mass, if not identical in value, must at least always be in the same ration,  $k$ , to each other. Substituting the results of equation 36 back into equation 36 for  $g$  and  $G$

$$(37) \quad F_{g, \#1 \rightarrow 2} = F_{g, \#2 \rightarrow 1}$$

$$\text{"Grav"} \cdot \frac{g \cdot I}{d^2} = \text{"Grav"} \cdot \frac{G \cdot i}{d^2}$$

$$\text{"Grav"} \cdot \frac{(k \cdot i) \cdot I}{d^2} = \text{"Grav"} \cdot \frac{(k \cdot I) \cdot i}{d^2}$$

it appears that whether the temporary constant,  $k$ , equals unity or not is moot because if  $k \neq 1$  then whatever value it has is absorbed into the universal gravitational constant "grav" above and normally simply  $G$ . In other words: inertial mass and gravitational mass are identical.

Further proof of the same is that in the earlier paper, *Inertial Mass, Its Mechanics – What It Is; How It Operates*<sup>2</sup> the inertial mass as used in that paper's inertial derivation is [equation 17 of that other paper]

$$m_i = \frac{h/c}{\lambda} = \frac{h \cdot f}{c^2} \quad [m \text{ of equation 17 is inertial mass, } m_i, \text{ from the context}]$$

and in the present paper gravitational mass is [from the third line of equation 34, above] as a necessary part of the derivation

$$f_s = \frac{m_s \cdot c^2}{h} \quad \text{or} \quad m_g = \frac{h \cdot f}{c^2} \quad [m_s \text{ of equation 34 is gravitational mass, } m_g, \text{ from the context}]$$

whereby proving that:

*The inertial mass and the gravitational mass are identical.*

[That conclusion, has long been thought by modern physicists to be the case, and has been indicated by the most sophisticated measurements, but has been beyond proof because of the lack of understanding of gravitation.]

### Conclusion

The physical effects that we refer to as gravitational mass and gravitation and their behavior in Newton's Law of Gravitation are all properly interpreted in terms of particles' behavior as propagators of medium waves and the effect of incoming such waves on other such particles and their propagation, slowing their propagation toward the source of the incoming waves.

Gravitational mass is identical to inertial mass.

### References

- [1] This paper is based on development in R. Ellman, *The Origin and Its Meaning*, The-Origin Foundation, Inc., <http://www.The-Origin.org>, 1997, in which the development is more extensive and the collateral issues are developed.
- [2] R. Ellman, *Inertial Mass, Its Mechanics – What It Is; How It Operates*, arXiv.org, physics 9910027.