

Raman cooling of atoms below the gravitational limit

A. V. Soroko*

*National Center of Particle and High Energy Physics, Belarusian State University,
Bogdanovich Street 153, Minsk 220040, Belarus*

Raman cooling of non-zero spin atoms in the presence of gravitational and external magnetic fields is investigated. The magnetic field is to be adjusted to compensate the gravitational force for ground-state atoms. The dark state (DS) is created and supported in momentum space with additional velocity-selective two-photon transitions. The minimum allowed temperature is found to be determined only by the width of velocity selection and therefore can be much less than the gravitational limit. Complete set of analytical formulas describing cooling of dilute atomic sample is derived. On this basis numerical simulations in one-dimension (1D) case are carried out.

32.80.Pj, 42.50.Vk

I. INTRODUCTION

Methods of laser cooling of atoms achieved a great progress in present time. There are three typical temperature scales characterized this methods. The first one is peculiar to the most common scheme where the Doppler shift causes the radiation pressure force to be velocity dependent, thus damping atomic motion when the laser frequency is tuned below an atomic resonance. The minimum temperature for atoms cooled in such a way is called the "Doppler limit". It constitutes [1] $k_B T_D = \hbar\gamma/2$, where γ is the natural width of the laser driven transition, and for D line of Na is about $240 \mu\text{K}$.

Schemes based on dissipation of atomic energy via interaction with the vacuum modes of electromagnetic field have a lower border for the temperature defined by the minimum of recoil energy which atom obtains after spontaneous photon emission. Corresponding scale is known as the recoil limit $k_B T_R = (\hbar k)^2/2M$, where k is the wave number of the light and M is the atomic mass. For Na it approximately equals to $1 \mu\text{K}$.

To overcome this limit two subrecoil cooling methods have been developed and demonstrated: velocity selective coherent population trapping (VSCPT) [2] and Raman cooling [3]. Both methods imply the existence of so-called dark state, which does not interact with the light, has a long lifetime and occupies only a few modes in the momentum space [4]. During the cooling cycle atoms diffuse into this state due to random recoil induced by spontaneous emission and accumulate. Since DS has a vanishing absorption rate of light, the final temperature is restricted no by the recoil limit but by the time of cooling which, however, cannot be greater than the lifetime of DS.

If there were no Earth gravity one would use an infinitely long cooling times. In practice the gravitational field pushes atoms from DS that reduces its lifetime dramatically. For any 3D configuration this leads to the third scale of temperature [5] $k_B T_G = Mg/k$, the gravitational limit. It lies below the recoil limit for most atoms, e.g., $T_G = 0.07 T_R$ for Rb, and $T_G = 0.003 T_R$ for Na.

Two ways are foreseen to prepare a stable quantum state of matter in the gravitational field: to bound particles or to hung them free in inhomogeneous magnetic field using Stern-Gerlach effect. In the first approach the atom is confined by a conservative trapping potential which can be realized, e.g., in a far-off-resonance or dipole trap, where an intensity gradient provides a spatially dependent ac Stark shift. In momentum space, only the existence of approximate dark state, i.e., the state having decay rate in special 1D atomic and laser field configuration much smaller than for all other states in a trap, was demonstrated up to now [6]. Finite lifetime of approximate DS evidently restricts the cooling possibilities in a trap, leaving the question about going below the gravitational limit to be clarified. However, a scheme [7] which is based on the creation of a dark state in position space with the help of an appropriate spatial profile of the cooling laser, e.g., in a doughnut mode, seems to be much more efficient, allowing to cool a significant fraction of atoms to the ground state of a trapping potential.

Another approach may be applied to atoms possessing a magnetic moment. Superimposing a weakly inhomogeneous magnetic field on the path of beforehand polarized particles and adjusting the field gradient it is possible to compensate the gravity for definite internal atomic state. However, the magnetic field induces spatially dependent shifts of the Zeeman levels, which lead to unwanted residual excitation from the DS in the framework of any traditional subrecoil

*Electronic address: soroko@hep.by

cooling method. Moreover, in the case of VSCPT the dark state can not be an eigenvector of the total Hamiltonian since only one of the internal states forming the non-coupled to laser field superposition may escape the gravity. Thus, both VSCPT and Raman cooling mechanisms in their standard form are incompatible with the last approach.

To resolve this problem we suggest a modification of Raman cooling method, where the ground-level atoms are made motionally free with the Stern-Gerlach effect and the DS is created and supported in momentum space of this atoms with additional velocity-selective two-photon transitions. The transitions couple external momentum states of the same ground internal level and are organized in such a manner that DS cyclically occupies different thin sets of velocity modes leaving unreachable for the Raman excitation-repumping pulse sequences all the time.

In Sec. II detailed qualitative treatment of suggested scheme is given. At certain physical condition all the scheme stages allow an analytical description that is done in Sec. III - Sec. V. Namely, in Sec. III formulas describing coherent two-photon transition are presented when atom is placed in superposition of two plain electromagnetic waves with arbitrary directions of the wave vectors. In Sec. IV Raman excitation to the closest hyperfine level is investigated in neglecting of the photon spontaneous emission. Both exact quadrature and convenient approximate expressions are derived. In Sec. V the optical pumping of atoms back to the ground state is considered for short times of light pulse, i.e., when the external potential field does not affect the atomic motion substantially. A numerical simulation of 100 cooling sequences in one dimension is given in Sec. VI. Section VII concludes a summary of the obtained results.

II. QUALITATIVE TREATMENT

For definiteness consider an atom with a $J = \frac{1}{2}$ to $J = \frac{3}{2}$ transition, e.g., sodium or cesium. The homogeneous magnetic field \mathbf{B}_0 is supposed to be the main part of external field $\mathbf{B}(\mathbf{r})$ applied to compensate the gravity ($|\mathbf{B}(\mathbf{r}) - \mathbf{B}_0| \ll B_0 = |\mathbf{B}_0|$) and is directed along the gravity acceleration $\mathbf{B}_0 \uparrow \uparrow \mathbf{g}$. If this field is strong enough so that the Zeeman shifts considerably exceed the hyperfine splitting intervals $\sim \hbar\omega_{\text{HFS}}$ (but not the multiplet ones), then an internal atomic eigenstate $|J, I, M_J, m_I\rangle$ may be well described with the quantum numbers like angular momentum of electronic shell J and nucleus I and their projections M_J, m_I . In the framework of perturbation theory $|J, I, M_J, m_I\rangle$ represents a combination of eigenstates $|J, I, M_J, m_I\rangle^{(0)}$ related to atomic Hamiltonian without the hyperfine interaction

$$\begin{aligned} |J, I, M_J, m_I\rangle &= |J, I, M_J, m_I\rangle^{(0)} + \frac{a}{2\mu_B g_L B_0} \\ &\times \left\{ [(J + M_J)(J - M_J + 1)]^{1/2} [(I + m_I + 1)(I - m_I)]^{1/2} \right. \\ &\times |J, I, M_J - 1, m_I + 1\rangle^{(0)} \\ &- [(J + M_J + 1)(J - M_J)]^{1/2} [(I + m_I)(I - m_I + 1)]^{1/2} \\ &\left. \times |J, I, M_J + 1, m_I - 1\rangle^{(0)} \right\}, \end{aligned} \quad (2.1)$$

where a is the hyperfine coupling constant ($a \propto \hbar\omega_{\text{HFS}}$) and g_L denotes the Lande factor. Corresponding energy eigenvalue is determined not only by the multiplet level E_J but by the magnetic field $B(\mathbf{r})$ and therefore is spatially dependent

$$\begin{aligned} E_{|J, I, M_J, m_I\rangle}(\mathbf{r}) &= E_J + a M_J m_I \\ &+ (\mu_B g_L M_J - \mu_{\text{nuc}} m_I) B(\mathbf{r}), \end{aligned} \quad (2.2)$$

where μ_{nuc} is the nuclear magnetic moment.

The ground state $|1\rangle = |1/2, I, -1/2, I\rangle$ is assumed to possess a translation invariance due to adjustment of the magnetic field

$$E_{|1\rangle}(\mathbf{r}) - M\mathbf{g} \cdot \mathbf{r} = \text{const.} \quad (2.3)$$

All the other levels are affected by the residual external potential. In particular, after transition from $|1\rangle$ to the neighbor state $|2\rangle = |1/2, I, -1/2, I - 1\rangle$ atom undergoes a force

$$\mathbf{f}_2 = \frac{M\mu_{\text{nuc}}\mathbf{g}}{(1/2)\mu_B g_L + \mu_{\text{nuc}} I}. \quad (2.4)$$

In our scheme, a pulses of laser light are used at frequencies ω_1 and ω_2 which are roughly tuned to the $|1\rangle \rightarrow |3\rangle$ and $|2\rangle \rightarrow |3\rangle$ transitions, where $|3\rangle = |3/2, I, -3/2, I\rangle$ is an excited state with the lowest energy. The typical size

$2L$ of atomic sample is restricted by the condition $L \ll a/(Mg)$, which allows to regard $E_{|3\rangle}(\mathbf{r})$ as the closest to resonance excited level within a whole interaction domain. Indeed, the force \mathbf{f}_3 atoms undergo in the state $|3\rangle$ may be appreciated from Eqs. (2.2) and (2.3) as $|\mathbf{f}_3| \sim Mg$. It induces the maximal spatial shift of the level $\sim MgL$ which is much less than the hyperfine splitting intervals ($MgL \ll a \sim \hbar\omega_{\text{HFS}}$), and the hierarchy of detunings retains. Therefore an atom being initially in $|1\rangle$ or $|2\rangle$ state behaves as a three-level system in respect to the processes with stimulated emission of photons.

Since the atomic dipole momentum operator $\hat{\mathbf{d}}$ is diagonal over quantum numbers I and m_I in the basis $|J, I, M_J, m_I\rangle^{(0)}$ the transitions which change m_I , e.g., $|2\rangle \rightarrow |3\rangle$, are allowed only due to hyperfine interaction, what may be seen from Eq. (2.1). The value of any matrix element like $|\langle 3|\hat{\mathbf{d}}|2\rangle|$ is approximately $\propto \eta_{\text{HF}}|\langle 3|\hat{\mathbf{d}}|1\rangle|$, where $\eta_{\text{HF}} = a/(2\mu_B g_L B_0) \ll 1$. As a consequence the upper state $|3\rangle$ decays to the lower ones preferably in the channel $|3\rangle \rightarrow |1\rangle$ (with the rate γ). It makes possible to deal with an atom as a three-level system even if spontaneous photon emission takes place.

When the atom is irradiated with two laser beams at frequencies ω_1 and ω_2 , the two-photon Raman transition from $|1\rangle \rightarrow |2\rangle$ has twice the Doppler sensitivity of a single-photon transition, provided that $\omega_1 - \omega_2 \sim \omega_{\text{HFS}}$ and the beam wave vectors $\mathbf{k}_1, \mathbf{k}_2$ are opposite [3]. However, if we take into account the force (2.4), a wide set of atomic momenta \mathbf{p} may satisfy the resonance condition, following from the energy conservation:

$$\hbar\Delta_1 - 2\mathbf{p} \cdot \Delta_p/M = \hbar\Delta_2 - \mathbf{f}_2 \cdot \mathbf{r} + 2\Delta_p^2/M, \quad (2.5)$$

where detunings $\Delta_m \equiv \omega_m + [E_{|m\rangle}(0) - E_{|3\rangle}(0)]/\hbar$, $m = 1, 2$, are defined in the center of atom-laser interaction region ($\mathbf{r} = 0$), $\Delta_p = \hbar(\mathbf{k}_1 - \mathbf{k}_2)/2$, and $\Delta_p = |\Delta_p|$. It broadens the dip in the velocity dependence of absorption rate so that the width of trapping zone [8] becomes

$$\delta v \sim L|\mathbf{f}_2|/(2\Delta_p). \quad (2.6)$$

As a consequence, since the sample of unconfined particles considered in this paper may spread up to $L \sim 1$ cm during the cooling, the effective temperature of atoms, e.g., of sodium, left in the state $|1\rangle$ may reach $\sim 0.02T_R \gg T_G$.

Despite insufficient velocity selectivity of the $|1\rangle \rightarrow |2\rangle$ transition the state $|2\rangle$ may be used in Raman excitation cycle. To avoid unwanted radiation impact on definite group of particles, which are referenced here as the DS atoms, one should move them in momentum space to another place, where the resonance condition (2.5) brakes down. It can be made by means of a two-photon $|1\rangle \rightarrow |1\rangle$ transition while the atom is irradiated with two noncollinear laser beams at the same frequency ω_1 .

If the ground-level initial momentum distribution along the direction of vector Δ_p were as shown in Fig. 1(a), such a transition would selectively brought concentrated near the point $-\Delta_p$ particles to the point Δ_p and vice versa. To prove this imagine an atom with momentum \mathbf{p} passing through a superposition of two laser beams. The superposition may be treated as a diffraction grating in the case $\mathbf{k}_1 \uparrow \downarrow \mathbf{k}_2$ (standing wave) [9,10] or as an effective atomic hologram, when directions of the wave vectors are arbitrary [11]. At low laser light intensity and large detuning Δ_1 only the first-order Bragg scattering is of importance [12]. In this case, two diffraction modes with indices 0 and 1 resonantly couple with each other [10,13]. Physically, the first-order Bragg resonance corresponds to an absorption and stimulated photon emission process from one laser beam to another. As a consequence of the atomic kinetic energy conservation one gets the Bragg resonance condition

$$\pm \mathbf{p} \cdot \Delta_p = \Delta_p^2, \quad (2.7)$$

which is just satisfied for any momentum with the component $p = \pm\Delta_p$ along the vector Δ_p . Figure 1(b) contains the final distribution, the pike around Δ_p being the moved DS. So it is a *first step* of our scheme.

In a *second step* of cooling, the Raman excitation cycle [3] takes place. In agreement with Eq. (2.5), atoms with any negative p can be transferred to the $|2\rangle$ state by varying the difference of beam frequencies. Due to finite width of trapping zone atoms with positive $p < M\delta v$ also have a chance of transition. The DS being hidden near the point $p = \Delta_p > M\delta v$ does not take part in this process, what is illustrated in Fig. 1(b).

In a *third step*, an optical pumping pulse at frequency ω_2 is used to return the atoms back to the state $|1\rangle$. It is important that the ground level appears to be far off resonance and laser light does not affect DS directly. The population of DS rises during the spontaneous emission process, which randomizes the atomic momenta [see Fig. 1(c)].

To increase the efficiency of DS growing one can combine the Raman and optical pumping pulses as it is done, for example, in the classical method [3], where every Raman transition is followed by the optical repumping, or may apply a series of cycles each including multiple Raman and one optical pumping pulses.

Then the sequence of steps 1 – 3 are repeated with opposite directions of \mathbf{k}_1 and \mathbf{k}_2 involving residual positive-momentum atoms of the ground level in DS filling and finishing a 1D cooling cycle along Δ_p . After such a stage the DS occupies its initial place near the point $-\Delta_p$.

By choosing linearly independent vectors Δ_p^m in a set of two ($m = 1, 2$) or three ($m = 1, 2, 3$) 1D cooling cycles one can proceed with decreasing the temperature in two or three dimensions numerously applying such sets.

Since the time necessary to collect all the atoms in DS is, generally speaking, infinitely large it may be useful to separate the DS from background with the final *first-step* transitions (on one for each dimension), so that the DS and background atoms will move in opposite directions and will not spatially overlap after a while. In particular, when vectors Δ_p^m , $m = 1, 2, 3$, form an orthogonal basis, our scheme will produce a cooled atomic beam with average momentum $\Delta_p^1 + \Delta_p^2 + \Delta_p^3$ as it follows from Eq. (2.7). The minimum allowed temperature (but not the intensity) of such a beam is obviously defined by the width of velocity selection peculiar to *first-step* transitions and therefore can be much less than the gravitational limit.

III. GROUND-STATE TWO-PHOTON TRANSITIONS

In contrast to the case of Bragg scattering [10,12], where diffracted modes are assumed to be spatially resolvable at some distance from the light standing wave, present paper deals with short interaction times when an atom moves inside superposition of two laser beams from the beginning to the end. This allows to interpolate each of the beam with a plane electromagnetic wave ($m = 1, 2$)

$$\mathbf{E}_m(\mathbf{r}, t) = \mathbf{E}_m \exp(i\mathbf{k}_m \cdot \mathbf{r} - i\omega_m t) + c.c., \quad (3.1)$$

where \mathbf{E}_m stands for the complex amplitude, and $\omega_2 = \omega_1$.

To simplify the consideration the coherent scattering processes are assumed to dominate the spontaneous emission, i.e., the regime $|\Delta_1| \gg \gamma$ is kept [14]. Under such a condition the one-particle density matrix [12] has an evident time evolution

$$\begin{aligned} \rho_{ab}(\mathbf{p}_1, \mathbf{p}_2, t) = & \int d\mathbf{p}'_1 \int d\mathbf{p}'_2 \sum_{a'b'} G_{aa'}(\mathbf{p}_1, \mathbf{p}'_1, t) \\ & \times G_{bb'}^*(\mathbf{p}_2, \mathbf{p}'_2, t) \rho_{a'b'}(\mathbf{p}'_1, \mathbf{p}'_2, t=0), \end{aligned} \quad (3.2)$$

where indices a, b, \dots enumerate the internal atomic states and $G_{aa'}(\mathbf{p}_1, \mathbf{p}'_1, t)$ is the Green function of two-component Shrödinger equation describing atomic dynamics during the $|1\rangle \leftrightarrow |3\rangle$ transitions.

In rotating wave approximation this equation rewritten for slowly time dependent ground- and excited-level wave functions $\psi_1(\mathbf{p}, t)$ and $\psi_3(\mathbf{p}, t)$ takes the form

$$\begin{aligned} i\frac{\partial}{\partial t}\psi_1(\mathbf{p}, t) = & [t(\mathbf{p}) + \Delta_1]\psi_1(\mathbf{p}, t) - \Omega_1^*\psi_3(\mathbf{p} + \hbar\mathbf{k}_1, t) \\ & - \Omega_2^*\psi_3(\mathbf{p} + \hbar\mathbf{k}_2, t), \end{aligned} \quad (3.3a)$$

$$\begin{aligned} i\frac{\partial}{\partial t}\psi_3(\mathbf{p}, t) = & [t(\mathbf{p}) - i\mathbf{f}_3 \cdot \nabla]\psi_3(\mathbf{p}, t) - \Omega_1\psi_1(\mathbf{p} - \hbar\mathbf{k}_1, t) \\ & - \Omega_2\psi_1(\mathbf{p} - \hbar\mathbf{k}_2, t), \end{aligned} \quad (3.3b)$$

where $\Omega_m = \langle 3|\hat{\mathbf{d}} \cdot \mathbf{E}_m|1\rangle/\hbar$, $m = 1, 2$, are the Rabi frequencies, and the terms $t(\mathbf{p}) = \mathbf{p}^2/(2M\hbar)$ and $-i\mathbf{f}_3 \cdot \nabla$ arise in momentum space from the kinetic and potential energy $(-\mathbf{f}_3 \cdot \mathbf{r})$ correspondingly.

For the situation at hand, the upper electronic state can be adiabatically eliminated from Eqs. (3.3a), (3.3b) provided that the detuning Δ_1 is large enough [10,15,16]

$$|\Delta_1| \gg |\Omega_1|, |\Omega_2|, |\mathbf{f}_3|L/\hbar. \quad (3.4)$$

In this case, the excited-level wave function in the Eq. (3.3a) acquires a representation

$$\begin{aligned} \psi_3(\mathbf{p}, t) \simeq & \frac{\Omega_1\psi_1(\mathbf{p} - \hbar\mathbf{k}_1, t)}{t(\mathbf{p}) - t(\mathbf{p} - \hbar\mathbf{k}_1) - \Delta_1} \\ & + \frac{\Omega_2\psi_1(\mathbf{p} - \hbar\mathbf{k}_2, t)}{t(\mathbf{p}) - t(\mathbf{p} - \hbar\mathbf{k}_2) - \Delta_1}. \end{aligned} \quad (3.5)$$

For ultracold atomic sample one can further discard the kinetic energy terms in denominators of the above expression so that after introducing of a new set of functions ($n \in Z$)

$$\psi^{(n)}(\mathbf{p}, t) \equiv \psi_1(\mathbf{p} + (2n - 1)\mathbf{\Delta}_p, t), \quad (3.6)$$

the Eq. (3.3a) becomes equivalent to the endless system of equations defined in the domain $\mathcal{D} = \{\mathbf{p} : |\mathbf{p} \cdot \mathbf{\Delta}_p| \leq \Delta_p^2\}$:

$$\begin{aligned} i \frac{\partial}{\partial t} \psi^{(n)}(\mathbf{p}, t) &= t^{(n)}(\mathbf{p}) \psi^{(n)}(\mathbf{p}, t) \\ &+ g \psi^{(n+1)}(\mathbf{p}, t) + g^* \psi^{(n-1)}(\mathbf{p}, t), \end{aligned} \quad (3.7)$$

where

$$t^{(n)}(\mathbf{p}) = t(\mathbf{p} + (2n - 1)\mathbf{\Delta}_p) + \Delta_1 + \frac{|\Omega_1|^2}{\Delta_1} + \frac{|\Omega_2|^2}{\Delta_1}, \quad (3.8)$$

and $g = \Omega_1^* \Omega_2 / \Delta_1$ stands for the effective Rabi frequency.

At low $|g|$ exceptionally two functions with $n = 0$ and $n = 1$ have a possibility to influence each other resonantly in the system (3.7) because only $t^{(0)}(\mathbf{p})$ and $t^{(1)}(\mathbf{p})$ may be equal when $\mathbf{p} \in \mathcal{D}$. If we take into account the coupling of other functions, all $\psi^{(n)}(\mathbf{p}, t)$ will get corresponding corrections $\propto \delta^{(n)} = |g| / (t^{(n)}(\mathbf{p}) - t^{(m)}(\mathbf{p}))$, where $m = n \pm 1$, and $m + n \neq 1$. Therefore it is possible to truncate relations (3.7) having in mind that $\delta^{(n)} \ll 1$ when the effective Rabi frequency is small enough. In this case the equations for $\psi^{(n)}(\mathbf{p}, t)$ with $n = 0, 1$ become homomorphic with the rate equations describing a two-level atom and their solution is well known (see, e.g., [17]). The rest non-resonance functions merely undergo a free evolution.

However, as a general rule, the original wave function $\psi_1(\mathbf{p}, t)$ reconstructed in accordance with the formula (3.6) appears to be discontinuous along the planes $\mathbf{p} \cdot \mathbf{\Delta}_p = 0, \pm 2\Delta_p^2$. To recover a smooth behavior of this value one can modify the reconstruction prescription, e.g.,

$$\begin{aligned} \psi_1(\mathbf{p}, t) &= \psi^{(0)}(\mathbf{p} + \mathbf{\Delta}_p, t) + \psi^{(1)}(\mathbf{p} - \mathbf{\Delta}_p, t) \\ &- \exp[-it^{(0)}(\mathbf{p} + \mathbf{\Delta}_p)t] \psi_1(\mathbf{p}, t = 0), \end{aligned} \quad (3.9)$$

where the solutions $\psi^{(0,1)}(\mathbf{p}, t)$ of the truncated system (3.7) must be analytically continued for all momentum space. It is easy to check up that built in such a way $\psi_1(\mathbf{p}, t)$ coincides within the accuracy $\delta^{(0)} \simeq \delta^{(1)} \simeq |g|/t(2\Delta_p)$ with the exact representation via $\psi^{(n)}(\mathbf{p}, t)$ and consequently obeys (within the same accuracy) the Eqs. (3.3a) – (3.3b).

As a result the ground-state component of Green function is given by

$$\begin{aligned} G_{11}(\mathbf{p}, \mathbf{p}', t) &= \sum_{\sigma=0, \pm 1} \phi^{(\sigma)}(\mathbf{p}, t) \delta^3(\mathbf{p} + 2\sigma\mathbf{\Delta}_p - \mathbf{p}') \\ &\times \exp[i\omega_1 t - (i/\hbar)E_{|3\rangle}(0)t], \end{aligned} \quad (3.10)$$

where the following notations are used:

$$\phi^{(\pm 1)}(\mathbf{p}, t) = \frac{-ig^{(\pm 1)}}{d^{(\pm 1)}} \exp(-ib^{(\pm 1)}t) \sin(d^{(\pm 1)}t), \quad (3.11)$$

$$\begin{aligned} \phi^{(0)}(\mathbf{p}, t) &= \sum_{\sigma=\pm 1} \left[\frac{ia^{(\sigma)}}{d^{(\sigma)}} \sin(d^{(\sigma)}t) + \cos(d^{(\sigma)}t) \right] \\ &\times \exp(-ib^{(\sigma)}t) \\ &- \exp[-it^{(0)}(\mathbf{p} + \mathbf{\Delta}_p)t]. \end{aligned} \quad (3.12)$$

In this formulas $g^{(+1)} = g$, $g^{(-1)} = g^*$,

$$a^{(\pm 1)} = [t(\mathbf{p} \pm 2\mathbf{\Delta}_p) - t(\mathbf{p})]/2,$$

$$b^{(\pm 1)} = a^{(\pm 1)} + t^{(0)}(\mathbf{p} + \mathbf{\Delta}_p),$$

and

$$d^{(\pm 1)} = \sqrt{(a^{(\pm 1)})^2 + |g|^2}.$$

It is seen from Eqs. (3.10) – (3.12) that an atom initially having momentum component (along Δ_p) $p \simeq \Delta_p$ will change it to $p \simeq -\Delta_p$ at a time τ_n (time of the $n\pi$ pulse)

$$\tau_n = \frac{\pi}{2|g|}(2n+1), \quad n \in Z. \quad (3.13)$$

This transition is velocity-selective with the most efficiency determined by the Bragg resonance condition (2.7). The width of a peak in momentum distribution (the interval from maximum to the first minimum) depends on interaction time and for $t = \tau_0$ is

$$\delta p = \sqrt{3}\hbar|g|M/\Delta_p. \quad (3.14)$$

For given Δ_p it decreases with $|g|$. Therefore one should use a large detuning and small Rabi frequencies to get a narrower peak.

IV. RAMAN EXCITATION

Consider a three-level atom placed in two plane electromagnetic waves (3.1) with different frequencies ($\omega_1 - \omega_2 \sim \omega_{\text{HFS}}$). As before the regime of large detunings is expected $|\Delta_{\{1,2\}}| \gg \gamma$, which allows to neglect the spontaneous emission and to use the Eq. (3.2) for finding the density matrix evolution, provided that $G_{aa'}(\mathbf{p}_1, \mathbf{p}'_1, t)$ is interpreted as the Green function of three-component Shrödinger equation describing atomic dynamics during the $|1\rangle \leftrightarrow |3\rangle$, $|2\rangle \leftrightarrow |3\rangle$ transitions.

If the detunings are also large enough in comparison with the maximal spatial shifts of transition frequencies and the laser intensities are far below saturation, i.e., the conditions

$$|\Delta_2| \gg |\Omega_1|, |\Omega_2|, |\mathbf{f}_3 - \mathbf{f}_2|L/\hbar, \quad (4.1)$$

and (3.4) are satisfied, the excited state of the atom can be eliminated adiabatically on analogy with the Eq. (3.5). Making these and the rotating wave approximations one can reduce the Shrödinger equation so that it will involve only the wave functions $\tilde{\psi}_1(\mathbf{p}, t)$ and $\tilde{\psi}_2(\mathbf{p}, t)$ of atomic motion in the states $|1\rangle$ and $|2\rangle$ correspondingly. When rewritten in terms of closed family wave functions [14,18] ($m = 1, 2$)

$$\psi_m(\mathbf{p}, t) = \exp[(i/\hbar)E_{|3\rangle}(0)t - i\omega_m t] \tilde{\psi}_m(\mathbf{p} - \hbar\mathbf{k}_m, t), \quad (4.2)$$

this equation takes the form

$$i\frac{\partial}{\partial t}\psi_1(\mathbf{p}, t) = t_1(\mathbf{p})\psi_1(\mathbf{p}, t) + g_2\psi_2(\mathbf{p}, t), \quad (4.3a)$$

$$i\frac{\partial}{\partial t}\psi_2(\mathbf{p}, t) = [t_2(\mathbf{p}) - i\mathbf{f}_2 \cdot \nabla]\psi_2(\mathbf{p}, t) + g_1\psi_1(\mathbf{p}, t), \quad (4.3b)$$

where $g_1 = \Omega_2^*\Omega_1/\Delta_1$, $g_2 = \Omega_1^*\Omega_2/\Delta_2$, and

$$t_m(\mathbf{p}) = t(\mathbf{p} - \hbar\mathbf{k}_m) + \Delta_m + \frac{|\Omega_m|^2}{\Delta_m}. \quad (4.4)$$

A. Quadrature solution

Here the exact solution of the set of equations (4.3a) – (4.3b) are presented. First, the Laplace transformation is taken ($m = 1, 2$)

$$\psi_m(\mathbf{p}, \lambda) = \int_0^\infty dt e^{-\lambda t} \psi_m(\mathbf{p}, t) \quad (4.5)$$

with the initial conditions $\psi_m(\mathbf{p}, t=0) = \psi_m(\mathbf{p})$. Second, a Cartesian coordinate system in momentum space is introduced $\mathbf{p} = (p_x, p_y, p_z)$ with the direction of z-axis being chosen opposite the vector \mathbf{f}_2 . Then the equations for the Laplace transforms read as follows ($f_2 = |\mathbf{f}_2|$):

$$[t_1(\mathbf{p}) - i\lambda]\psi_1(\mathbf{p}, \lambda) + g_2\psi_2(\mathbf{p}, \lambda) = -i\psi_1(\mathbf{p}), \quad (4.6a)$$

$$\left[t_2(\mathbf{p}) + if_2 \frac{\partial}{\partial p_z} - i\lambda \right] \psi_2(\mathbf{p}, \lambda) + g_1\psi_1(\mathbf{p}, \lambda) = -i\psi_2(\mathbf{p}). \quad (4.6b)$$

Expressing $\psi_1(\mathbf{p}, \lambda)$ via $\psi_2(\mathbf{p}, \lambda)$ from the Eq. (4.6a)

$$\psi_1(\mathbf{p}, \lambda) = \frac{-g_2\psi_2(\mathbf{p}, \lambda) - i\psi_1(\mathbf{p})}{t_1(\mathbf{p}) - i\lambda} \quad (4.7)$$

one can simplify the Eq. (4.6b) so that it will contain the only unknown function $\psi_2(\mathbf{p}, \lambda)$ and will allow an easy solution after imposing a proper boundary condition. This condition may be found if we take into account that an atom initially having a finite z-component of momentum is not able to reach infinitely large positive p_z at any time because of the force f_2 acting in opposite direction, i.e., it is necessary to put

$$\psi_2(\mathbf{p}, \lambda)|_{p_z \rightarrow \infty} = 0. \quad (4.8)$$

In such a way one gets

$$\begin{aligned} \psi_2(\mathbf{p}, \lambda) &= \frac{1}{f_2} \int_{p_z}^{\infty} dp'_z \left[\psi_2(\mathbf{p}') - \frac{g_1\psi_1(\mathbf{p}')}{t_1(\mathbf{p}') - i\lambda} \right] \\ &\times \exp \left\{ \frac{i}{f_2} [h(\mathbf{p}, \mathbf{p}', \lambda) - i\lambda(p_z - p'_z)] \right\}, \end{aligned} \quad (4.9)$$

where p_x and p_y are fixed, i.e., $\mathbf{p}' = (p_x, p_y, p'_z)$, and

$$h(\mathbf{p}, \mathbf{p}', \lambda) = \int_{p'_z}^{p_z} dp''_z \left[t_2(\mathbf{p}'') - \frac{g_1 g_2}{t_1(\mathbf{p}'') - i\lambda} \right]. \quad (4.10)$$

The inverse Laplace transformation of expressions (4.7) (4.9) with the Mellin formula delivers the desired quadrature solution ($m = 1, 2$)

$$\psi_m(\mathbf{p}, t) = 2\pi i \int_{\epsilon - i\infty}^{\epsilon + i\infty} d\lambda e^{\lambda t} \psi_m(\mathbf{p}, \lambda), \quad \epsilon > 0. \quad (4.11)$$

B. Approximate formulas

Although the integral in Eq. (4.11) can not be calculated explicitly at once, it becomes tabulated after applying some approximation. Note, that by the retardation theorem the value of $\psi_{\{1,2\}}(\mathbf{p}, t)$ will be nonzero only if $t + (p_z - p'_z)/f_2 > 0$, what has a clear physical sense: due to the action of force f_2 a state with the momentum p_z may arise only from the states which span the interval $p_z < p'_z < p_z + f_2 t$. At times considered here (\sim time of the π pulse) this interval appears to be narrow in comparison with the typical momentum in the system $f_2 t \ll \Delta_p$. Therefore one can expand the function $h(\mathbf{p}, \mathbf{p}', \lambda)$ as a power series in $p_z - p'_z$ and retain only the linear term

$$h(\mathbf{p}, \mathbf{p}', \lambda) \simeq (p_z - p'_z) \left[t_2(\mathbf{p}) - \frac{g_1 g_2}{t_1(\mathbf{p}) - i\lambda} \right]. \quad (4.12)$$

The validity of such approximation is restricted by the condition

$$t \ll \sqrt{\pi \hbar M / (f_2 \Delta_p)} \quad (4.13)$$

preserving the phase of integrand in the Eq. (4.9) against considerable variation due to omitted terms in $h(\mathbf{p}, \mathbf{p}', \lambda)$. In the case of Na it requires the interaction time to be much less than 3.8×10^{-3} c.

After changing the order of integration over dp'_z and $d\lambda$ subsequent calculations are obvious and lead to the following expressions for the Green function components ($m, n = 1, 2$):

$$\begin{aligned}
G_{mn}(\mathbf{p}, \mathbf{p}', t) &= D_{mn}(\mathbf{p} + \hbar \mathbf{k}_m, \mathbf{p}' + \hbar \mathbf{k}_n, t) \\
&\times \delta_{\perp}[\mathbf{p} + \hbar(\mathbf{k}_m - \mathbf{k}_n) - \mathbf{p}'] \\
&\times \exp[i\omega_m t - (i/\hbar)E_{|3\rangle}(0)t],
\end{aligned} \tag{4.14}$$

which determine the evolution of wave functions $\tilde{\psi}_{\{1,2\}}(\mathbf{p}, t)$. Here $\delta_{\perp}(\mathbf{p}) \equiv \delta(p_x)\delta(p_z)$ and

$$\begin{aligned}
D_{11}(\mathbf{p}, \mathbf{p}', t) &= \exp[-it_1(\mathbf{p})t]\delta(p_z - p'_z) \\
&\quad - \sqrt{g_1 g_2} \eta(\mathbf{p}, \mathbf{p}', t) \chi_{(+)}(p_z - p'_z, t),
\end{aligned} \tag{4.15a}$$

$$\begin{aligned}
D_{22}(\mathbf{p}, \mathbf{p}', t) &= \exp[-it_2(\mathbf{p})t]\delta(p_z + f_2 t - p'_z) \\
&\quad - \sqrt{g_1 g_2} \eta(\mathbf{p}, \mathbf{p}', t) \chi_{(-)}(p_z - p'_z, t),
\end{aligned} \tag{4.15b}$$

$$D_{12}(\mathbf{p}, \mathbf{p}', t) = -ig_2 \eta(\mathbf{p}, \mathbf{p}', t) \chi_{(0)}(p_z - p'_z, t), \tag{4.15c}$$

$$D_{21}(\mathbf{p}, \mathbf{p}', t) = -ig_1 \eta(\mathbf{p}, \mathbf{p}', t) \chi_{(0)}(p_z - p'_z, t). \tag{4.15d}$$

Used in this equations values $\eta(\mathbf{p}, \mathbf{p}', t)$ and $\chi_{(k)}(p_z, t)$ ($k = 0, \pm$) contain the theta-function $\theta()$ and the Bessel functions of the first kind $J_n()$ ($n = 0, 1$)

$$\begin{aligned}
\eta(\mathbf{p}, \mathbf{p}', t) &= \exp \left\{ \frac{i}{f_2} (p_z - p'_z) [t_2(\mathbf{p}) - t_1(\mathbf{p})] - it_1(\mathbf{p})t \right\} \\
&\quad \times \frac{1}{f_2} \theta(p_z + f_2 t - p'_z) \theta(p'_z - p_z),
\end{aligned}$$

$$\chi_{(0)}(p_z, t) = J_0 \left\{ t \sqrt{g_1 g_2 [1 - f^2(p_z, t)]} \right\},$$

$$\begin{aligned}
\chi_{(\pm)}(p_z, t) &= \frac{1 \pm f(p_z, t)}{\sqrt{1 - f^2(p_z, t)}} \\
&\quad \times J_1 \left\{ t \sqrt{g_1 g_2 [1 - f^2(p_z, t)]} \right\},
\end{aligned}$$

where $f(p_z, t) = 1 + 2p_z/(f_2 t)$.

C. Velocity selectivity

To involve all atoms into the DS filling one must use a set of Raman pulses during every cooling cycle adjusting their number and the difference of beam frequencies for each pulse repetition in accordance with the velocity selectivity of discussed transition $|1\rangle \rightarrow |2\rangle$, which appears to depend, besides other, on the size ($\sim 2L$) of atomic sample or, more precisely, on the width of initial coordinate distribution. Indeed, any finite coordinate distribution, if fitted with the Gaussian profile $\propto \exp(-\mathbf{r}^2/L^2)$, gives rise to a factor $\exp[-L^2(\mathbf{p}'_1 - \mathbf{p}'_2)^2/(4\hbar^2)]$ in the density matrix $\rho_{11}(\mathbf{p}'_1, \mathbf{p}'_2, 0)$. When $(Lf_2 t/\hbar)^2 \ll 1$ (a thin atomic sample), this exponential factor does not influence on integration over $d\mathbf{p}'_{\{1,2\}}$ in the Eq. (3.2), and for flat initial atomic momentum distribution one gets standard formulas describing velocity-selective transitions in a three-level system without an external potential (see, e.g., [14]). In this case, after π -pulse time

$$\tau_0 = \pi / (2\sqrt{g_1 g_2}) \tag{4.16}$$

the width of selection (half-width at $1/e$ of maximum) becomes

$$\delta^{(1)}p \simeq \hbar \sqrt{g_1 g_2} M / \Delta_p. \tag{4.17}$$

Conversely, at large L (when one can put $\mathbf{p}_1 \simeq \mathbf{p}_2 \simeq \mathbf{p}$) the damping of integrand in the Eq. (3.2) goes more rapidly than phase variation of the Green functions product $\propto \exp\{i[t_2(\mathbf{p}) - t_1(\mathbf{p})](p'_{1z} - p'_{2z})/f_2\}$, and the velocity selectivity

which at little L has been provided by resonance denominator disappear. Instead, if $\hbar/L \ll f_2 t$, in the closed family basis it is determined by the exponential factor $\sim \exp\{-\hbar^2[t_1(\mathbf{p}) - t_2(\mathbf{p})]^2/(L^2 f_2^2)\}$ because of negligible theta-function contributions to the integral. Such picture is in agreement with the Eq. (2.5). Thus, the width of selection may be evaluated as [cf. with the Eq. (2.6)]

$$\delta^{(2)}p \simeq MLf_2/(2\Delta_p). \quad (4.18)$$

To illustrate this in 1D configuration (when $\mathbf{k}_1 \uparrow \downarrow \mathbf{k}_2$ and $\Delta_p \uparrow \downarrow \mathbf{f}_2$) let us regard a population $\rho_{22} = \rho_{22}(p, p, \tau_0)$ of the state $|2\rangle$ as a function of momentum component $p = p_z$ and dimensionless parameter $\vartheta = Lf_2\tau_0/\hbar$. Figure 2 shows corresponding dependence calculated for sodium atoms with the initial density matrix $\rho_{11}(p_1, p_2, 0) = \exp[-L^2(p_1 - p_2)^2/(4\hbar^2)]$ after π -pulse time. The peak characterizing velocity selectivity of the Raman excitation decreases with increasing of ϑ and starts smearing from the point $\vartheta = \pi$ where $\delta^{(1)}p = \delta^{(2)}p$. So parameter ϑ discriminates two domains with different behavior of the selection width: when $\vartheta \ll \pi$ it is given by the Eq. (4.17) and does not depend on the size of atomic sample, whereas at $\vartheta \gg \pi$ it broadens with L in accordance with the Eq. (4.18). In any case however, the width of selection can not be less than $\delta^{(2)}p$.

V. OPTICAL PUMPING

In this section, the optical-pumping beam is considered to be a plane electromagnetic wave (3.1) at $m = 2$, whose interaction with atomic sample is described by means of master equation for the density matrix in external potential (see, e.g., [11]). In the closed family basis [18,19], where density matrix is denoted $\sigma_{ab}(\mathbf{p}_1, \mathbf{p}_2, t)$, $a, b = 1, 2, 3$, and rotating wave approximation the master equation may be rewritten as

$$i\frac{\partial}{\partial t}\sigma_{ab}(\mathbf{p}_1, \mathbf{p}_2, t) = \sum_{cd} [H_{ac}(\mathbf{p}_1)\delta_{bd} - H_{db}^*(\mathbf{p}_2)\delta_{ac}] \times \sigma_{cd}(\mathbf{p}_1, \mathbf{p}_2, t) + \mathcal{R}_{ab}[\sigma]. \quad (5.1)$$

The Hamiltonian $H_{ac}(\mathbf{p})$ is non Hermitian because governs the damping due to spontaneous decay of excited state

$$H_{ab}(\mathbf{p}) = [t(\mathbf{p} - \delta_{a2}\hbar\mathbf{k}_2) + \Delta_a - i(\delta_{a2}\mathbf{f}_2 + \delta_{a3}\mathbf{f}_3) \cdot \nabla] \delta_{ab} - i(\gamma/2)\delta_{a3}\delta_{b3} - \Omega_2\delta_{a3}\delta_{b2}. \quad (5.2)$$

The last term in the Eq. (5.1) is responsible for the return of the atom to the ground state in a spontaneous emission

$$\mathcal{R}_{ab}[\sigma] = \delta_{a1}\delta_{b1}\gamma \int d\hat{\mathbf{n}}\Phi(\hat{\mathbf{n}}) \times \sigma_{33}(\mathbf{p}_1 - \hbar k_{31}\hat{\mathbf{n}}, \mathbf{p}_2 - \hbar k_{31}\hat{\mathbf{n}}, t), \quad (5.3)$$

where function $\Phi(\hat{\mathbf{n}})$ determines the relative probability of photon radiation with the wave number $k_{31} = [E_{|3\rangle}(0) - E_{|1\rangle}(0)]/(\hbar c)$ in the $\hat{\mathbf{n}}$ direction. However, the spherical symmetry approximation is accepted for $\Phi(\hat{\mathbf{n}})$ in the following: $\Phi(\hat{\mathbf{n}}) \simeq 1/(4\pi)$.

Note, that independently on the shape of excited state distribution σ_{33} the profile of repumped into the state $|1\rangle$ atoms is represented by a smooth functional $\mathcal{R}_{ab}[\sigma]$ which undergoes sufficient variation only when its momentum argument changes on $\sim \hbar k_{31}$, as it is obvious from the Eq. (5.3). A strong simplification of the master equation may be achieved if we take into account that neither the force \mathbf{f}_2 nor \mathbf{f}_3 affect this functional significantly when the spatial shift of transition frequency is small enough

$$\max(|\Delta_2|, \gamma/2) \gg |\mathbf{f}_3 - \mathbf{f}_2|L/\hbar. \quad (5.4)$$

Indeed, last condition guarantees the excited level population against influence of external potential, and the presence of forces reduces to a momentum kick $\delta\mathbf{p}_k \sim \mathbf{f}_2\tau_p + \mathbf{f}_3\tau_d$ received by an atom, where τ_p and $\tau_d \simeq 1/\gamma$ are the times of life in the states $|2\rangle$ and $|3\rangle$ correspondingly. Evaluating τ_p from the optical pump rate (see, e.g., [6,17]) as

$$\tau_p \simeq \frac{\gamma^2 + 4\Delta_2^2}{4|\Omega_2|^2\gamma}, \quad (5.5)$$

one can find that for a realistic set of parameters the value of the kick appears to be small to induce a noticeable variation in the distribution of repumped atoms: $|\delta\mathbf{p}_k| \ll \hbar k_{31}$. For example, in the case of sodium $|\delta\mathbf{p}_k| \simeq 5 \times 10^{-6} \hbar k_{31}$

if $|\Omega_2| = 0.1\gamma$, and $\Delta_2 = 0$. Therefore the potential energy term containing forces \mathbf{f}_2 and \mathbf{f}_3 can be omitted in the Hamiltonian (5.2).

After such simplification the master equation admits an analytical solution, which one can get, e.g., with the Laplace transformation. As a result, the only component of original-basis density matrix, nonvanishing at $t \gg \tau_p$, takes the form

$$\begin{aligned} \rho_{11}(\mathbf{p}_1, \mathbf{p}_2, t) = & \rho_{11}(\mathbf{p}_1, \mathbf{p}_2, 0) \exp(-i\lambda_0 t) - \frac{i\gamma|\Omega_2|^2}{4\pi} \int \frac{d\hat{\mathbf{n}}}{\sqrt{D(\mathbf{p}'_1)} [\sqrt{D(\mathbf{p}'_2)}]^*} \sum_{\alpha=\pm 1} \sum_{\beta=\pm 1} (-1)^{\alpha+\beta} \\ & \times \frac{\exp(-i\lambda_0 t) - \exp\{-it[\lambda_{(\alpha)}(\mathbf{p}'_1) - \lambda_{(\beta)}^*(\mathbf{p}'_2)]\}}{\lambda_{(\alpha)}(\mathbf{p}'_1) - \lambda_{(\beta)}^*(\mathbf{p}'_2) - \lambda_0} \rho_{22}(\mathbf{p}'_1 + \hbar\mathbf{k}_2, \mathbf{p}'_2 + \hbar\mathbf{k}_2, 0). \end{aligned} \quad (5.6)$$

In this equation $\mathbf{p}'_{\{1,2\}} = \mathbf{p}_{\{1,2\}} - \hbar k_{31} \hat{\mathbf{n}}$, and

$$\lambda_0 = t(\mathbf{p}_1) - t(\mathbf{p}_2),$$

$$D(\mathbf{p}) = [\delta^{(-)}(\mathbf{p})]^2 + 4|\Omega_2|^2,$$

$$\lambda_{(\pm 1)} = \frac{1}{2} \left[\delta^{(+)}(\mathbf{p}) \pm \sqrt{D(\mathbf{p})} \right],$$

where

$$\delta^{(\pm)}(\mathbf{p}) = t(\mathbf{p} - \hbar\mathbf{k}_2) + \Delta_2 \pm [t(\mathbf{p}) - i\gamma/2].$$

Above solution is valid when the spontaneous decay rates into different from $|1\rangle$ states are negligible. Due to specific choice of $|3\rangle$ as the working excited state all they turn out to be $\eta_{\text{HF}}^2 \ll 1$ times less than γ . Nevertheless, in real atomic system some fraction of atoms will accumulate in unwanted states. To return them back into the ground level one should include additional laser beams in considered scheme, e.g., like it is done in the coherent optical pumping [20].

VI. NUMERICAL SIMULATION

In the following we show one-dimensional results obtained for Na assuming that all vectors have only z-components, i.e., lie on one axis with the gravity, and the laser beams with \mathbf{k}_1 and \mathbf{k}_2 are counterpropagating. An initial distribution of ground-state atoms is supposed to be Gaussian

$$\rho_{11}(p_1, p_2, 0) = \frac{L}{\hbar\pi^{1/2} \sqrt{1 + 2L^2\sigma_p^2}} \exp \left\{ \frac{-L^2}{4\hbar^2} \left[\frac{(p_1 + p_2)^2}{1 + 2L^2\sigma_p^2} + (p_1 - p_2)^2 \right] \right\}, \quad (6.1)$$

where $p = p_z$, and σ_p stands for momentum dispersion (in units of \hbar). Since in our scheme we imply an usage of atomic sample precooled to the recoil limit it is reasonable to take a wave number k of laser light as an input for σ_p .

In the numerical simulation of a cooling cycle each *first-step* pulse was followed by five repetitions of a set, involving seven Raman and one optical pumping pulses. A mapping between the density matrix at the beginning and end of this sequence of three-type pulses was given by the formulas (3.2), (3.10), (4.14), and (5.6). Both first and second steps of cooling continued during τ_0 -times defined according to the Eqs. (3.13) and (4.16) correspondingly. The duration of the optical pumping pulse was taken $10\tau_p$ to provide full devastation of the $|2\rangle$ state. The rest parameters were held as follows. For the *first step*: $\Omega_1 = \Omega_2 = 0.08\gamma$, and $\Delta_1 = -16\gamma$. For the *second step*: $\Omega_1 = 0.4\gamma$, $\Omega_2 = 0.04\gamma$, and all seven Raman pulses were detuned to the red so that the sum $\Delta_1 + \Delta_2 = -32\gamma$ remained constant while the difference $\Delta_1 - \Delta_2$ was increased by -135, 118, 372, 625, 880, 1135, and 1393 kHz. Such choice of detunings was tailored both to span the momentum interval $0 \leq p \leq 3\Delta_p$ and to minimize the losses of DS population due to parasitic excitation by sidelobes in the frequency spectrum of Raman transitions at $\vartheta < \pi$ [see Fig. 2]. For the *third step* we put $\Omega_2 = 0.1\gamma$, and $\Delta_2 = 0$. Initial size of atomic sample was taken $L = 1$ cm. However, for given set of Raman light parameters this or any less value of L leads to the inequality $\vartheta < \pi$. It means that width of velocity selection is determined by the Eq. (4.17) and does not depend on L . Therefore our results remain correct for all $L \leq 1$ cm.

Figure 3 shows the initial momentum distribution $\rho_{11}(p, p, 0)$ and forming of a DS peak during two first cooling cycles including an intermediate stages when position of this peak is alternated. Although each $|1\rangle \rightarrow |1\rangle$ transition captures atoms in a rather wide momentum interval $\sim 2\delta p \approx 0.28\Delta_p$ the width of the DS peak (at half-maximum) decreases rapidly with the number of applied cycles because of a fair maximum in the transition rate profile. After 10 cycles the decreasing slows down and arrives at $0.005\Delta_p$ to the end of cooling, as may be seen from Fig. 4(a). At the same time, a peak height growing is far off saturation, what is depicted in Fig. 4(b). After 100 cooling cycles the height constitutes more than 98 initial distribution maxima.

The fraction of cold atoms in the interval $-\Delta_p - \delta p \leq p \leq -\Delta_p + \delta p$ depends on the difference between the feeding rate due to optical pumping and losses during DS moving, which arise along with the reduction of the peak width. Figure 4(c) shows that about 65 % of all atoms collect there to the end of cooling.

When separated from background with final *first-step* transition which transfers aforementioned interval to positive momentum half-axis, the DS peak acquires a shape represented in the Fig. 5. As a result, the effective temperature calculated as a mean kinetic energy of atoms distributed within the domain $\Delta_p - \delta p \leq p \leq \Delta_p + \delta p$ reaches 0.4 nK or $0.015T_G$.

VII. CONCLUSIONS

In this paper we have studied a modification of Raman cooling method, in which the atomic internal ground state possesses a translation invariance due to compensation of gravity with the Stern-Gerlach effect. Our scheme has been based on creating a dark state which is cyclically moved in momentum space with additional velocity-selective two-photon transitions so that it is kept unreachable for Raman excitation-repumping pulse sequences all the time. The consideration has been performed for dilute atomic sample, i.e. we have not included any many-atom interactions [21]. In neglecting of DS losses induced by atomic collisions and photon scattering our one-dimensional numerical computations have shown that a considerable fraction of all particles can be cooled to the temperature below the gravitational limit. Furthermore, this temperature can be decreased significantly for laser pulses which provide less width of the velocity selection during DS moving. Though we have given a numerical example only for one-dimensional model, our theoretical investigation of suggested scheme is also valid for two- and three-dimensional case.

In a bosonic system, where the losses in DS population can be compensated by the quantum-statistical enhancement of feeding rate, our scheme will be appropriate for dense samples as well. Thus, it may be used in creation of a coherent atomic-beam generator [16,22]. An easy tunable wavelength will be one of advantages of such device, because the momentum of cooled atom is readily defined by the geometry of laser beams.

-
- [1] P. Lett, R. Watts, C. Westbrook, W. Phillips, P. Gould, and H. Metcalf, Phys. Rev. Lett. **61**, 169 (1988).
 - [2] A. Aspect, E. Arimondo, R. Kaiser, N. Vansteenkiste, and C. Cohen-Tannoudji, Phys. Rev. Lett. **61**, 826 (1988); J. Lawall, S. Kulin, B. Saubamea, N. Bigelow, M. Leduc, and C. Cohen-Tannoudji, *ibid.* **75**, 4194 (1995).
 - [3] M. Kasevich and S. Chu, Phys. Rev. Lett. **69**, 1741 (1992); N. Davidson, H. J. Lee, M. Kasevich, and S. Chu, *ibid.* **72**, 3158 (1994); H. J. Lee, C. S. Adams, M. Kasevich, and S. Chu, *ibid.* **76**, 2658 (1996).
 - [4] R. Dum, Phys. Rev. A **54**, 3299 (1996).
 - [5] R. Dum and M. Ol'shanii, Phys. Rev. A **55**, 1217 (1997).
 - [6] T. Pellizzari, P. Marte, and P. Zoller, Phys. Rev. A **52**, 4709 (1995).
 - [7] G. Morigi, J. I. Cirac, K. Ellinger, and P. Zoller, Phys. Rev. A **57**, 2209 (1998).
 - [8] J. Reichel, F. Bardou, M. Ben Dahan, E. Peik, S. Rand, C. Salomon, and C. Cohen-Tannoudji, Phys. Rev. Lett. **75**, 4575 (1995).
 - [9] P. E. Moskowitz, P. L. Gould, S. R. Atlas, and D. E. Pritchard, Phys. Rev. Lett. **51**, 370 (1983).
 - [10] P. J. Martin, B. C. Oldaker, A. N. Miklich, and D. E. Pritchard, Phys. Rev. Lett. **60**, 515 (1988).
 - [11] A. V. Soroko, J.Phys.B. **30**, 5621 (1997)
 - [12] A. P. Kazantsev, G. A. Ryabenko, G. I. Surdutovich, and V. P. Yakovlev, Phys. Rep. **129**, 75 (1985).
 - [13] W. Zhang and D. F. Walls, Phys. Rev. A **52**, 4696 (1995).
 - [14] E. A. Korsunsky, D. V. Kosachiov, B. G. Matisov, and Yu. V. Rozhdestvensky, JETP **76**, 210 (1993).
 - [15] W. Zhang and D. F. Walls, Phys. Rev. A **49**, 3799 (1994).
 - [16] A. M. Guzman, M. Moore, and P. Meystre, Phys. Rev. A **53**, 977 (1996).
 - [17] V. Minogin and V. Letokhov, *Laser Light Pressure on Atoms* (Gordon and Breach, New York, 1986).

- [18] A. Aspect, E. Arimondo, R. Kaiser, N. Vansteenkiste, and C. Cohen-Tannoudji, J. Opt. Soc. Am. B **6**, 2112 (1989).
- [19] B. Matisov, V. Gordienko, E. Korsunsky, and L. Windholz, JETP **80**, 386 (1995).
- [20] E. A. Korsunsky, W. Maichen, and L. Windholz, Phys. Rev. A **56**, 3908 (1997).
- [21] M. Lewenstein, L. You, J. Cooper, and K. Burnett, Phys. Rev. A **50**, 2207 (1994).
- [22] R. J. C. Spreeuw, T. Pfau, U. Janicke, and M. Wilkens, Europhys. Lett. **32**, 469 (1995); H. M. Wiseman and M. J. Collett, Phys. Lett. A **202**, 246 (1995); M. Holland, K. Burnett, C. Gardiner, J. I. Cirac, and P. Zoller, Phys. Rev. A **54**, R1757 (1994); G. M. Moy, J. J. Hope, and C. M. Savage, *ibid.* **55**, 3631 (1997).

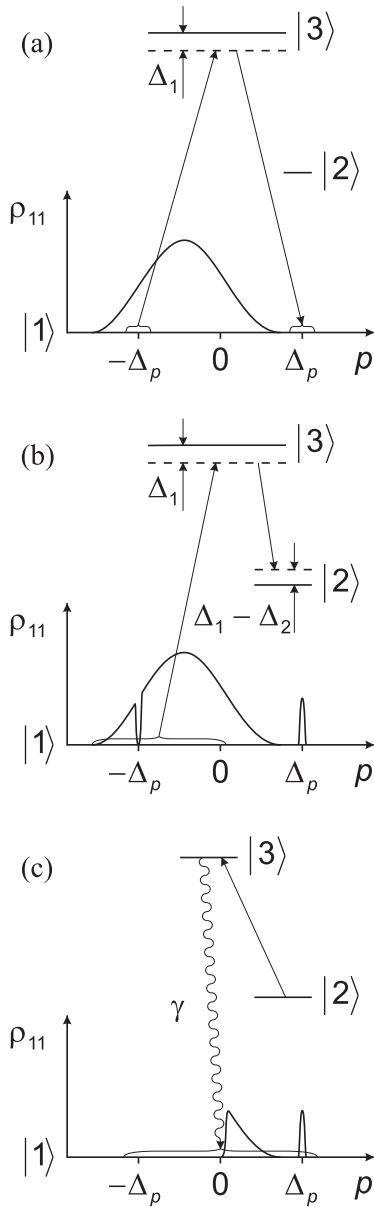


FIG. 1. Energy level diagram and profile of ground state atomic distribution ρ_{11} as a function of p , the momentum component along the direction of vector Δ_p : (a) before moving of DS with the two-photon $|1\rangle \rightarrow |1\rangle$ transition; (b) before the Raman excitation $|1\rangle \rightarrow |2\rangle$ cycle; and (c) before the optical repumping pulse tuned to the $|2\rangle \rightarrow |3\rangle$ transition. The curly braces denote momentum intervals involved in each of this processes.

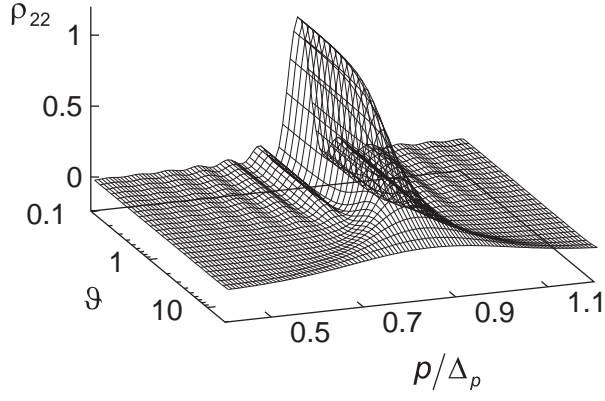


FIG. 2. Velocity selectivity of Raman excitation in 1D case for Na represented as the dependence of ρ_{22} , the state $|2\rangle$ population, on the momentum component $p = p_z$ and parameter $\vartheta = Lf_2\tau_0/\hbar$. Detunings $\Delta_1 = \Delta_2 = -16\gamma$ and Rabi frequencies $\Omega_1 = 0.16\gamma$, $\Omega_2 = 0.016\gamma$.

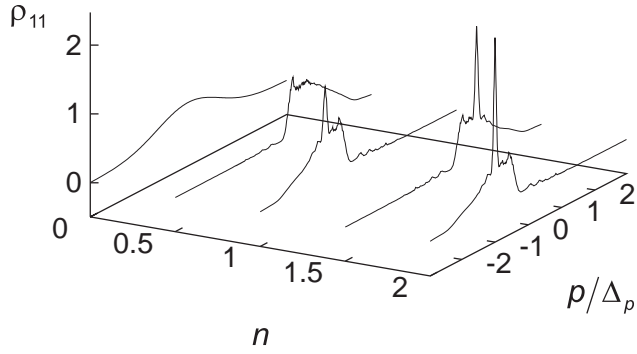


FIG. 3. One-dimensional ground-state distribution ρ_{11} for Na as a function of atomic momentum p and the number n of cooling cycles, normalized on 1 in the scale p/Δ_p . Half-integer values of n correspond to the beginning of the second stage of each cooling cycle which starts from laser beams reversing. Curve with $n = 0$ gives initial distribution. The highest peaks of the function represent the DS.

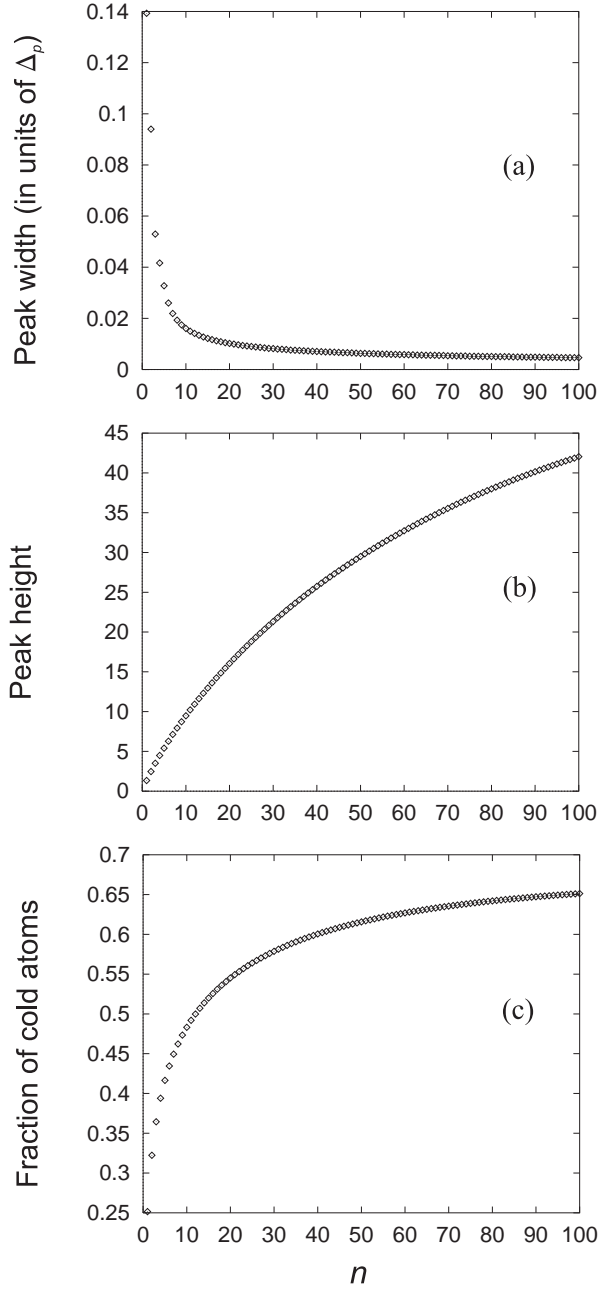


FIG. 4. Parameters of the DS peak vs the number of cooling cycles. (a) Peak width at the half-maximum, (b) peak height, and (c) fraction of cold atoms around DS in the interval $\pm\delta p \approx \pm 0.14\Delta_p$, which spreads between the first minima in momentum dependence of the $|1\rangle \rightarrow |1\rangle$ transition rate.

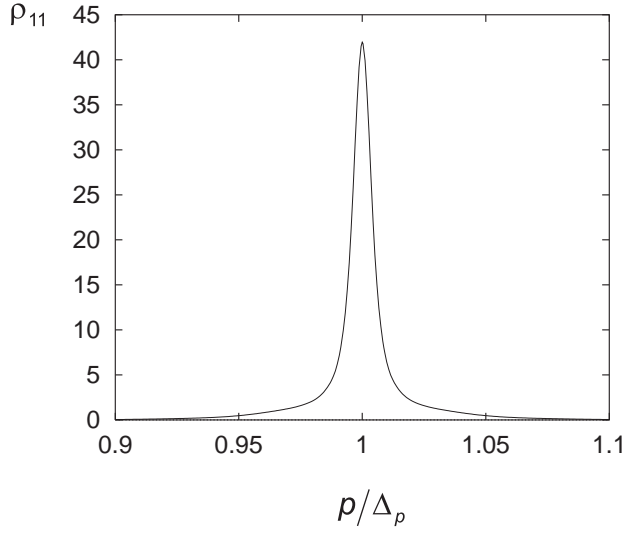


FIG. 5. Final ground-state distribution ρ_{11} of atoms with positive momenta as a function of p . The full-scale distribution is normalized as in the Fig. 3, whereas the plotted part contains $\sim 59\%$ of all particles.