

Exact field ionization rates in the barrier suppression-regime from numerical TDSE calculations

D. Bauer and P. Mulser

*Theoretical Quantum Electronics (TQE)[†], Darmstadt University of Technology,
Hochschulstr. 4A, D-64289 Darmstadt, Germany*

(December 2, 2024)

Abstract

Numerically determined ionization rates for the field ionization of atomic hydrogen in a strong and fast rising short laser pulse are presented. The laser pulse intensity reaches the so-called “barrier suppression ionization” regime where field ionization occurs within a few half laser cycles. Comparison of several existing analytical theories with our numerical results shows poor agreement. An empirical formula for the “barrier suppression ionization”-rate reproducing the numerical results in an excellent manner is presented.

PACS Number(s): 32.80.Rm

With the “table-top” laser systems, nowadays available, field strengths much greater than the binding field of the outer atomic electrons can be achieved (see e.g. [1] for an overview). In combination with the dramatic progress in decreasing the pulse duration below 10 optical cycles [2,3] new features in the ionization dynamics are expected. In particular, ionization at such high field strengths occurs mainly within a few half laser cycles, i.e., on sub-femtosecond time scale, provided that the pulse rises fast enough so that the tunneling domain is passed quickly. Fast depletion of bound states within one half laser cycle leads to a non-isotropic electron distribution, and there is asymmetry even along the polarization axis [4]. Therefore, by “tailoring” the pulse shape the plasma formation process may be controlled according to the application under consideration, e.g., harmonics generation [5] or XUV laser schemes [6].

Experimentally observed ion yields are usually analyzed with the help of tunneling theories among these Ammosov-Delone-Krainov (ADK) [7], Keldysh [8], Keldysh-Faisal-Reiss (KFR) [9] or Landau [10] theory are the most prominent ones. However, it is, in general, not possible to get good agreement for several ion species without “shifting” the laser intensity [11]. Furthermore, the exact experimental intensity distribution in the laser focus is difficult to determine.

By examining the derivations of KFR-type theories it becomes obvious that they *should* fail in the “barrier suppression ionization” (BSI) regime because depletion of the initial bound state is not taken into account there. However, depletion is, of course, crucial in BSI. An attempt to extend the ADK-theory to BSI has been undertaken [12]. A pure classical ionization rate has been proposed recently [13].

In this paper we compare numerically determined ionization rates with those predicted by the Landau tunneling formula [10], the Keldysh rate [8], the ADK formula [7] and its extension to the BSI-regime [12], a classical rate derived by Posthumus *et al.* [13] and a tunneling rate suggested by Mulser [14]. In our numerical studies we restrict ourselves to the ionization of atomic hydrogen in an intense, short, linearly polarized laser pulse.

The time-dependent Schrödinger equation (TDSE) for an electron interacting with the

nuclear potential $-Z/r$ and the laser field in dipole approximation and length gauge reads

$$i\frac{\partial}{\partial t}\Psi(\mathbf{r},t) = \left(-\frac{\nabla^2}{2} - \frac{Z}{r} + \mathbf{r}\mathbf{E}(t)\right)\Psi(\mathbf{r},t) \quad (1)$$

(atomic units (a.u.) are used throughout this paper [15]). If the electric field is chosen to be directed along the z -axis, cylindrical coordinates are introduced and the Ansatz $\Psi(\rho, \varphi, z, t) = \psi(\rho, z, t) \exp(im\varphi)$ is made the TDSE assumes the following form:

$$i\frac{\partial}{\partial t}\psi = -\frac{1}{2}\left(\frac{1}{\rho}\frac{\partial}{\partial\rho}\left(\rho\frac{\partial}{\partial\rho}\right) - \frac{m^2}{\rho^2} + \frac{\partial^2}{\partial z^2}\right)\psi + (zE(t) - \frac{Z}{\sqrt{\rho^2 + z^2}})\psi. \quad (2)$$

In all our calculations we started from the 1s ground state, i.e., $m = 0$. In order to fix the boundary conditions properly the substitution $\Phi(\rho, z, t) = \rho\psi(\rho, z, t)$ is advantageous which finally leads to the two-dimensional TDSE

$$i\frac{\partial}{\partial t}\Phi = -\frac{1}{2}\left(\frac{\partial^2}{\partial\rho^2} - \frac{1}{\rho}\frac{\partial}{\partial\rho} + \frac{1}{\rho^2} + \frac{\partial^2}{\partial z^2}\right)\Phi + \left(zE(t) - \frac{Z}{\sqrt{\rho^2 + z^2}}\right)\Phi. \quad (3)$$

This TDSE was solved on massively parallel computers using an explicit algorithm [16]. The TDSE (3) was numerically solved first by Kulander in 1987 [17], but for intensities below 10^{15} W/cm².

We chose a \sin^2 -shaped pulse covering 6 cycles,

$$E(t) = \hat{E} \sin^2\left(\frac{\pi}{T}t\right) \sin \omega t, \quad T = 6 \text{ cycl.} = 6 \cdot \frac{2\pi}{\omega}. \quad (4)$$

The laser frequency was $\omega = 0.2$ a.u. and we studied atomic hydrogen, i.e., $Z = 1$. In the following we will discuss the numerical results for the 11 different peak field strengths listed in Table I.

It is well-known that equating the ground state energy level to the maximum of the barrier formed by the Coulomb potential and the external field leads to an underestimated critical field strength [18] in the case of hydrogen-like ions [19]. The correct critical electric field is given by [20]

$$E_{\text{crit}} = (\sqrt{2} + 1)|\mathcal{E}|^{3/2} \quad (5)$$

where \mathcal{E} is the ground state energy. Thus, for atomic hydrogen $E_{\text{crit}} = 0.146$ holds. As soon as the electric field reaches this value depletion of the ground state within a time interval of the order $|\mathcal{E}|^{-1}$ is expected. The times t_{crit} where the critical field is reached first for each of the 11 pulses are included in Table I as well as the number of the corresponding half cycle.

In contrast to the tunneling regime where depletion of bound states dominates, owing to the exponential dependence of the ionization rate, only in a small region around the field maxima, in the BSI-regime the ionization scenario can be different if the critical field is exceeded before the maximum of the present half cycle. This is the case for some of our model pulses as can be seen in Fig. 1. From the so-called “simple man’s theory” [21] follows that such an ionization out of phase leads to great residual electron drift energies at the end of the laser pulse.

From the decreasing ground state populations during the pulse instantaneous ionization rates can be determined. In Fig. 2 these instantaneous rates are plotted vs the instantaneous field E_{inst} . Fortunately, the rates are not very sensitive to the laser frequency as long as $\omega < |\mathcal{E}|$ holds (for comparison some results for $\omega = 0.1$ are also included).

Several theories provide formulas for the ionization rate as a function of the instantaneous electric field. We applied the following theories to atomic hydrogen: Landau tunneling [10], the Keldysh rate [8], the ADK formula [7] and its extension to the BSI-regime [12], a classical rate derived by Posthumus *et al.* [13] and Mulser’s rate [14]. The resulting curves are included in Fig. 2. The agreement with the exact numerical results is rather poor. Apart from Keldysh’s result the extrapolation of tunneling formulas to the BSI regime overestimates the ionization rate. However, except for Mulser’s rate, for very high field strengths a decreasing rate is predicted which is clearly unphysical (note that “stabilization” needs several laser cycles to occur). In the classical theory of Posthumus *et al.* [13] the influence of the external field on the inner-atomic motion of the electron is neglected which obviously leads to an underestimated rate at high field strengths. The numerical results in the region around $E_{\text{inst}} = 0.3$ can be fitted by

$$W_{\text{inst}}(E_{\text{inst}}) = 2.4 \times E_{\text{inst}}^2. \quad (6)$$

Taking then

$$\Gamma(t) = \exp\left(-\int_0^t W_{\text{inst}}[E_{\text{inst}}(t')] dt'\right) \quad (7)$$

for the ground state population, one can reproduce the exact numerical results. This is demonstrated in Fig. 3 for five of the test pulses. Although the rough fit (6) overestimates the ionization rate for very high and very low field strengths the agreement is quite good, even for the under-critical pulse no. 1. For longer pulses, passing through the tunneling region slowly, we suggest to use a “combined” formula as follows,

$$W(t) = \begin{cases} W_{\text{tunnel}}(E_{\text{inst}}(t)) & \text{for } E_{\text{inst}}(t) < E_{\text{thresh}} \\ 2.4 \times E_{\text{inst}}^2(t) & \text{for } E_{\text{inst}}(t) \geq E_{\text{thresh}} \end{cases} \quad (8)$$

Thereby E_{thresh} has to be determined by imposing $W(t)$ to be continuous. W_{tunnel} is an appropriate tunneling rate. Note that formula (8) can be easily re-scaled to be applicable to hydrogen-like ions as well.

We conclude that even for the simplest atom we can think of, i.e., atomic hydrogen, none of the theories discussed in this paper predict correctly the ionization rates in short intense laser pulses reaching the BSI regime. From the numerical results we deduce that a successful theory has to take depletion effects into account. Moreover, in classical approaches the influence of the external field on the electron’s *inner-atomic* dynamics cannot be neglected. An empirical formula for the BSI rate of hydrogen has been proposed.

This work was supported by the European Commission through the TMR Network SILASI (Super Intense Laser Pulse-Solid Interaction), No. ERBFMRX-CT96-0043. The opportunity to run the TDSE code on massively parallel machines of the “Paderborn Center for Parallel Computing” (PC²) is gratefully acknowledged.

REFERENCES

[†] URL: <http://www.physik.tu-darmstadt.de/tqe/>

- [1] R. M. More, *Laser Interactions with Atoms, Solids, and Plasmas*, Vol. 327 of *NATO Advanced Study Institute Series B: Physics* (Plenum, New York, 1994)
- [2] J. P. Zhou *et al.*, *Opt. Lett.* **20**, 64 (1995)
- [3] C. P. J. Barty *et al.*, *Opt. Lett.* **21**, 668 (1996)
- [4] D. Bauer, Ph. D.-Thesis (in german), Technische Hochschule Darmstadt, D17, (1997)
- [5] Kenneth J. Schafer and Kenneth C. Kulander, *Phys. Rev. Lett.* **78**, 638 (1997)
- [6] E. E. Fill and G. Pretzler, in *Multiphoton Processes 1996*, edited by P. Lambropoulos and H. Walther, Inst. Phys. Conf. Proc. No. 154 (Institute of Physics and Physical Society, Bristol, 1997), p. 10
- [7] M. V. Ammosov, N. B. Delone, and V. P. Krainov, *Sov. Phys. JETP* **64**, 1191 (1987), [*Zh. Eksp. Teor. Fiz.* **91**, 2008 (1986)]
- [8] L. V. Keldysh, *Sov. Phys. JETP* **20**, 1307 (1965), [*Zh. Eksp. Teor. Fiz.* **47**, 1945 (1964)]
- [9] Howard R. Reiss, *Phys. Rev. A* **22**, 1786, (1980); F. H. M. Faisal, *J. Phys. B* **6**, L89 (1973)
- [10] L. D. Landau and E. M. Lifshitz, *Quantum Mechanics*, 3rd revised edition, (Pergamon, Oxford, 1977), p. 294
- [11] S. Augst, D. D. Meyerhofer, D. Strickland, and S. L. Chin, *J. Opt. Soc. Am. B* **8**, 858 (1990)
- [12] V. P. Krainov, in *Multiphoton Processes 1996*, edited by P. Lambropoulos and H. Walther, Inst. Phys. Conf. Proc. No. 154 (Institute of Physics and Physical Society, Bristol, 1997), p. 98

- [13] J. H. Posthumus, M. R. Thompson, L. F. Frasinski, and K. Codling, in *Multiphoton Processes 1996*, edited by P. Lambropoulos and H. Walther, Inst. Phys. Conf. Proc. No. 154 (Institute of Physics and Physical Society, Bristol, 1997), p. 298
- [14] P. Mulser, A. Al-Khateeb, D. Bauer, A. Saemann, and R. Schneider, *Scenarios of plasma formation with intense fs laser pulses*, in the Proceedings of the "Laser Interaction and Related Plasma Phenomena"-conference, Osaka 1995, pp. 565-575, AIP Press, Woodbury, New York 1996
- [15] One atomic mass unit = $m_e = 9.1094 \times 10^{-31}$ kg; one atomic charge unit = $e = 1.6022 \times 10^{-19}$ C; one atomic action unit = $\hbar = 1.0546 \times 10^{-34}$ Js; one atomic length unit = 0.5292×10^{-10} m (Bohr radius); one atomic energy unit = 27.21eV; one atomic field strength unit = 5.1422×10^{11} V/m; one atomic time unit = 0.024fs; one atomic frequency (or rate) unit = 4.1341×10^{16} s $^{-1}$; one atomic intensity unit = 3.5095×10^{16} W/cm 2 . Useful for practical purposes is the following formula which converts a given field strength (given in atomic units) into intensity (in W/cm 2): $I[\text{W/cm}^2] = 3.51 \times 10^{16} \times E^2[\text{a.u.}]$.
- [16] P. B. Visscher, *Computers in Physics* Nov./Dec., 596 (1991)
- [17] Kenneth C. Kulander, *Phys. Rev. A* **35**, 445 (1987)
- [18] The critical field is defined as the field strength above which even a classically treated electron is able to escape from the atomic potential (i.e., without tunneling).
- [19] Robin Shakeshaft, R. M. Potvliege, Martin Dörr, and W. E. Cooke, *Phys. Rev. A* **42**, 1656 (1990)
- [20] D. Bauer, *Phys. Rev. A* **55**, 2180 (1997)
- [21] H. B. van Linden van den Heuvell and H. G. Muller, in *Multiphoton Processes*, edited by S. J. Smith and P. L. Knight, (Cambridge University Press, Cambridge, 1988); T. F. Gallagher, *Phys. Rev. Lett.* **61**, 2304 (1988); P. B. Corkum, *Phys. Rev. Lett.* **62**, 1259 (1989)

TABLES

TABLE I. Electric field amplitude \hat{E} , the time t_{crit} when the critical field is reached for the first time and the number of the half cycle when this happens for each of the 11 different pulses under consideration. Pulses no. 1 and 2 are “under-critical”, i.e., the critical field [18] is never reached during the pulse.

No.	\hat{E} (a.u.)	t_{crit} (a.u.)	n_{hc}
1	0.100	—	—
2	0.125	—	—
3	0.250	53.95	4
4	0.375	51.05	4
5	0.625	35.75	3
6	0.750	35.01	3
7	0.875	34.51	3
8	1.000	23.89	2
9	2.000	19.72	2
10	6.500	9.37	1
11	70.000	3.46	1

FIGURES

FIG. 1. Peak field strength \hat{E} of each of the over-critical pulses vs the time t_{crit} where the critical field is reached first. The course of the absolute value of the electric field is drawn dashed. Since t_{crit} may be strongly off t_{max} of the nearest electric field maximum (see e.g. puls no. 11) large residual drift energy at the end of the pulse is expected according to “simple man’s theory”. The number of the half cycle n_{hc} is indicated in the plot.

FIG. 2. Instantaneous ionization rate vs the electric field. Numerically determined rates are shown for $\omega = 0.2$ (+) and for $\omega = 0.1$ (*). Results from Kulander [17] are also included (\diamond). The theoretical curves are the Landau (L), Keldysh (K), ADK (A1), to BSI extended ADK (A2), Posthumus (P) and Mulser (M) results, each evaluated for atomic hydrogen. The straight line is an empirical fit to the numerical data in the field strength region of interest.

FIG. 3. Comparison of the exact numerically determined ground state populations (dashed) with the results from Eq. (7) (solid) for the pulses no. 1, 4, 6, 8, and 11. Even in the under-critical case no. 1 there is good agreement.

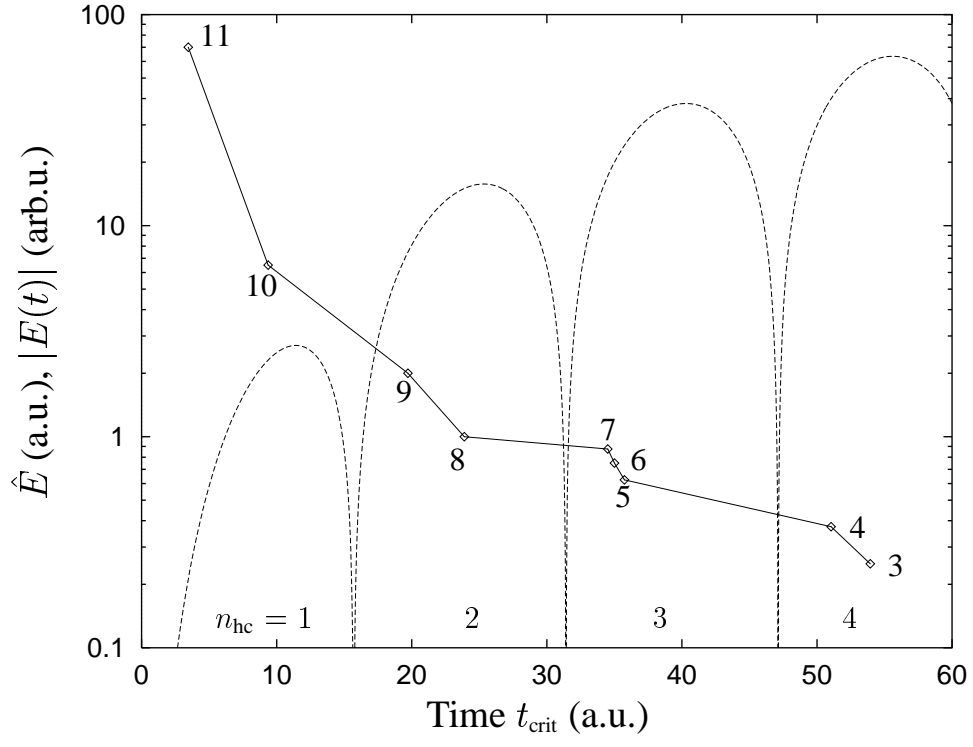


Fig. 1. D. Bauer and P. Mulser, “Exact field ionization rates ...”

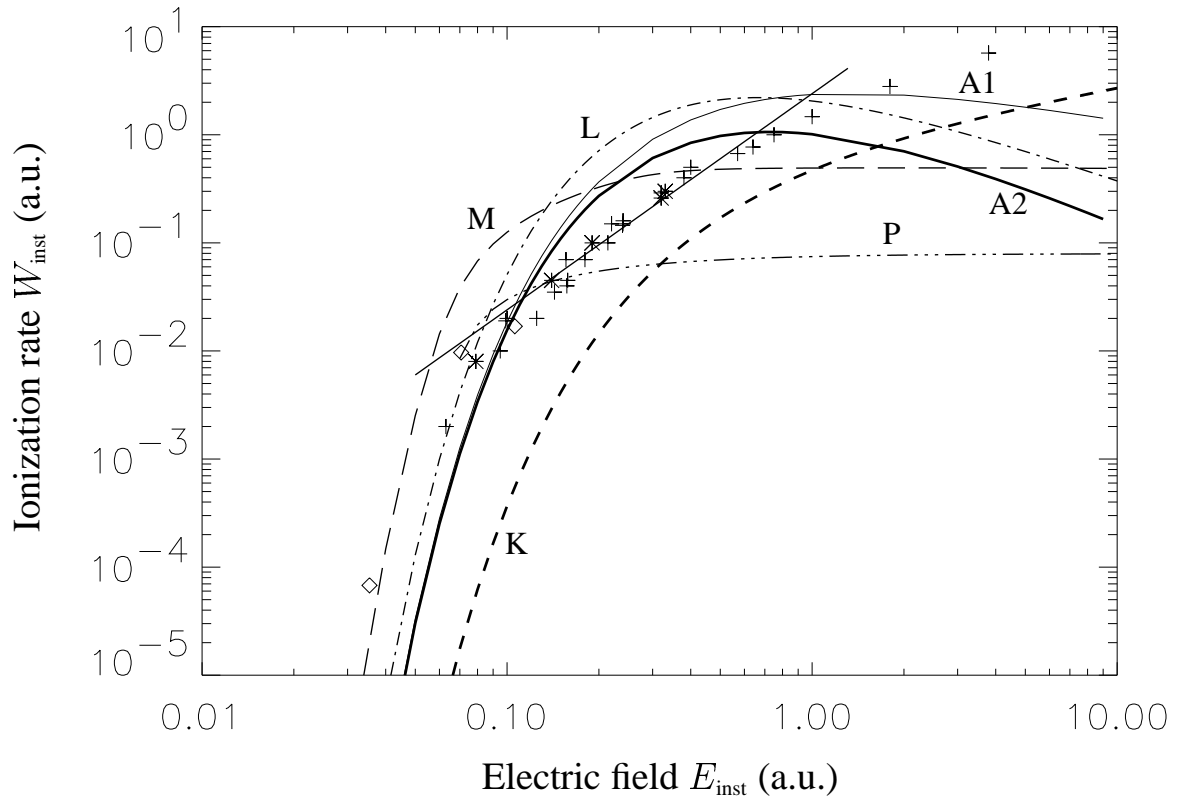


Fig. 2. D. Bauer and P. Mulser, “Exact field ionization rates ...”

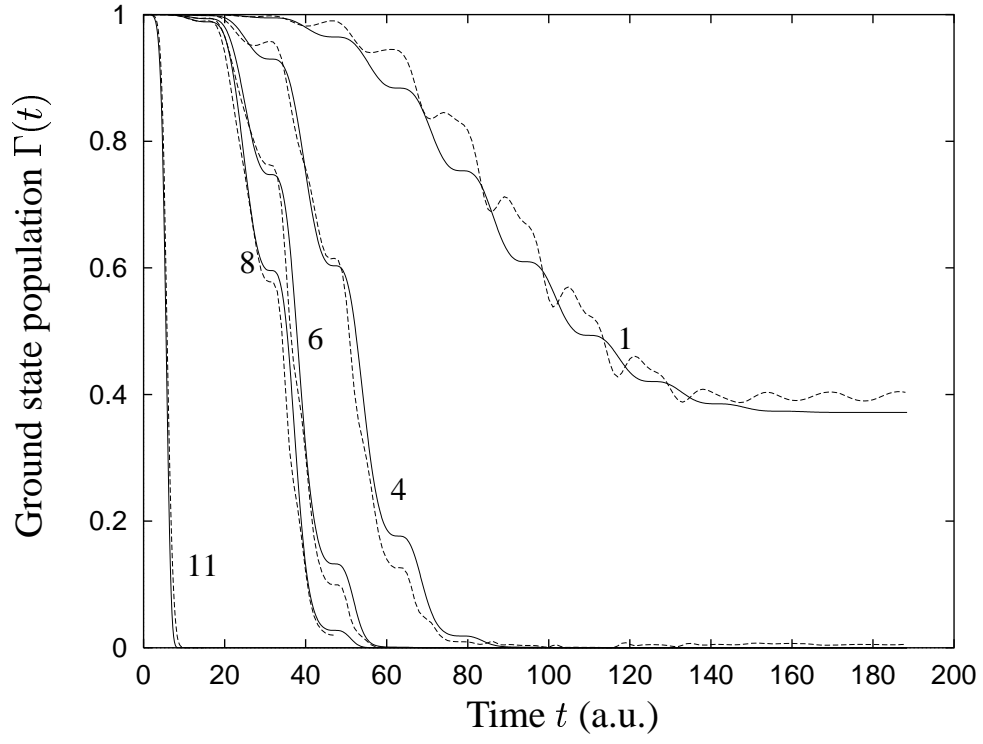


Fig. 3. D. Bauer and P. Mulser, “Exact field ionization rates ...”