

# Excitation and relaxation in atom–cluster collisions

U. Saalmann

*Max-Planck-Institut für Physik komplexer Systeme, Nöthnitzer Str. 38, 01187 Dresden, Germany*

R. Schmidt

*Institut für Theoretische Physik, Technische Universität Dresden, 01062 Dresden, Germany*

Electronic and vibrational degrees of freedom in atom–cluster collisions are treated simultaneously and self–consistently by combining time–dependent density functional theory with classical molecular dynamics. The gradual change of the excitation mechanisms (electronic and vibrational) as well as the related relaxation phenomena (phase transitions and fragmentation) are studied in a common framework as a function of the impact energy (eV...MeV). Cluster “transparency” characterized by practically undisturbed atom–cluster penetration is predicted to be an important reaction mechanism within a particular window of impact energies.

PACS numbers: 31.70.Hq, 31.15.Ew, 34.50.Bw, 36.40.Ei

Collisions with atomic clusters represent a relatively new branch of collision physics as compared to the well established fields of ion–atom collisions [1] and ion–solid interaction [2]. The study of cluster collisions is of particular interest and importance because it offers the possibility to tackle bridge–building questions (like the continuous transition from individual excitations in the elementary ion–atom collision to the macroscopic stopping power in solids) as well as fundamental problems (like phase transitions in finite systems). It is also an extremely challenging and complicated field as the comprehensive understanding of these collisions still requires the development of basically new techniques for both, large–scale (multi–parametric) experiment and many–body (quantum–mechanical) theory. In this request, the present situation resembles very much that of nuclear physics at the beginning of the 80’s [3].

Experimentally, large progress has been made, meanwhile, in the investigation of *adiabatic* cluster collisions where the reaction mechanism is determined by vibrational excitations only. Typical examples are the study of the vibrational energy transfer [4], the fusion between clusters [5], the formation of endohedral complexes [6], and the collision induced dissociation (CID) [7]. There is also a lasting interest to study *non–adiabatic* cluster collisions where electronic transitions occur. Experiments in this field concern the measurements of the charge transfer [8–10], ionization and electronic excitation [11], as well as the *selective* observation of vibrational and electronic excitations [12].

Theoretically, adiabatic cluster collisions can be well described by quantum molecular dynamics (QMD) or molecular dynamics (MD) [13–17]. Also, isomeric [18] and solid–liquid phase transitions [19,20] in clusters as well as the fission process of clusters [21] have been studied with MD or QMD where, basically, electronic excitations are not considered. On the other hand, electronic transitions in non–adiabatic cluster collisions have been

treated with classical [22,23], semi–classical [24], or one–electron quantum mechanical [25,26] approaches where the atomic structure, and thus the vibrational degrees of freedom, are not taken into account. Recently, a general theory has been developed [27] which is able to describe simultaneously adiabatic and non–adiabatic collisions and, in particular, also the still completely unknown transition regime where both — electronic and vibrational — excitations occur. This so–called non–adiabatic quantum molecular dynamics (NA–QMD) [27] can also be used to study, for the first time, phase transitions in and fragmentation of clusters induced by electron–vibration coupling.

In this work, different excitation mechanisms (electronic and vibrational) as well as related relaxation phenomena (phase transitions and fragmentation) in cluster collisions are studied in the microscopic framework of NA–QMD. This theory treats electronic and vibrational degrees of freedom simultaneously and self–consistently in atomic many–body systems by combining time–dependent density functional theory [28] with classical MD. The key point, in order to derive practicable equations of motion, is the split of the total electronic density into the adiabatic and a remaining part, treating afterwards the exchange–correlation terms with the adiabatic density only [27]. This approximation has been applied and successfully tested against experimental data, so far, for the interpretation of fragment correlations in CID [29] and the calculation of absolute cross sections for charge transfer [30] in cluster reactions. Here the universal NA–QMD approach is used to investigate the gradual change of the excitation and relaxation mechanisms as a function of the impact energy in a wide range for two, basically different collision systems,  $\text{Na}_9^+ + \text{Na}$  (with attractive adiabatic forces between projectile and target) and  $\text{Na}_9^+ + \text{He}$  (with dominating repulsive forces and a “magic” initial electronic configuration).

In Fig. 1, the total kinetic energy loss (TKEL) of

the collision,  $\Delta E = E_{\text{cm}} - E_{\text{cm}}(t \rightarrow +\infty)$ , with  $E_{\text{cm}}$  the impact energy and  $E_{\text{cm}}(t \rightarrow +\infty)$  the final kinetic energy of the relative motion between cluster–projectile and atomic target in the center-of-mass system is shown calculated for a fixed collision geometry (with impact parameter  $b=0$ ) but in a wide range of impact energies  $E_{\text{cm}}=0.2\text{ eV} \dots 1\text{ MeV}$ .

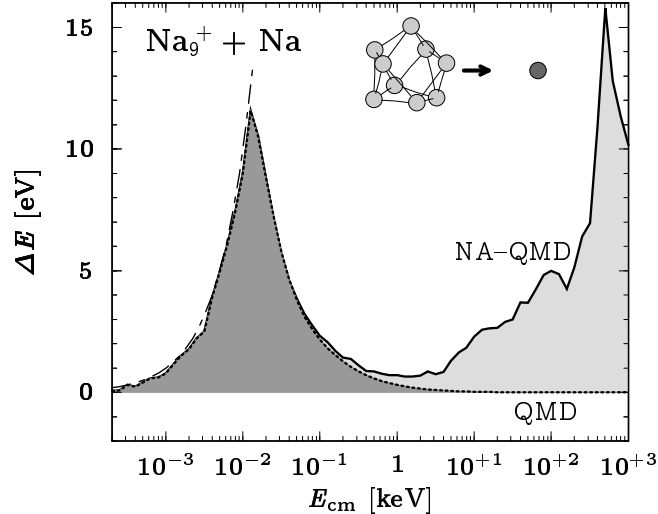


FIG. 1. Total kinetic energy loss of relative motion  $\Delta E$  in central  $\text{Na}_9^+ + \text{Na}$  collisions for a fixed collision geometry (see insert) as a function of the center-of-mass impact energy  $E_{\text{cm}}$  calculated with NA-QMD (solid line) and QMD (dotted line). Vibrational and electronic contributions to  $\Delta E$  are distinguished by grey and light-grey shaded areas, respectively. The dot-dashed line corresponds to  $\Delta E = E_{\text{cm}}$ .

For “real” scattering events (see below),  $\Delta E$  describes the change of the internal energy of the system generally connected with excitations in the cases studied here. In order to decide between electronic and vibrational contributions to  $\Delta E$  the NA-QMD results are compared to those obtained from adiabatic QMD [27] calculations performed with the same collision geometry. At impact energies below  $E_{\text{cm}} \lesssim 200\text{ eV}$ , QMD and NA-QMD results are clearly seen to be identical and, thus, only vibrational excitations occur (adiabatic regime). Above  $E_{\text{cm}} \gtrsim 5\text{ keV}$  electronic transitions dominate (non-adiabatic regime). In the intermediate range of  $E_{\text{cm}}$  both mechanisms compete (transition regime). Maximal TKEL, namely  $\Delta E = E_{\text{cm}}$ , is practically realized at all impact energies below  $E_{\text{cm}} \lesssim 10\text{ eV}$  and is connected with the formation of relatively long-living but in general unstable intermediate compounds  $\text{Na}_{10}^+$  [31]. The “real” scattering events with incomplete energy loss appear above  $E_{\text{cm}} \gtrsim 10\text{ eV}$ .

In Fig. 2, the time dependence of  $\Delta E(t) = E_{\text{cm}} - E_{\text{cm}}(t)$ , with  $E_{\text{cm}}(t)$  the actual kinetic energy of the relative motion, and the displacement of the cluster atoms  $d(t)$  are shown for characteristic impact energies. The quantity  $\Delta E(t)$  gives insight into

the collision and excitation dynamics (forces, interaction time, TKEL). The displacement, defined as  $d(t) := \left[ \sum_{A=1}^N [\mathbf{R}_A(t) - \mathbf{R}_A(0)]^2 \right]^{1/2} / (NR)$  with  $\mathbf{R}_A(0)$  the equilibrium positions of the  $N$  atoms in the ground state configuration and  $R$  the cluster radius, characterizes quantitatively the relaxation, i. e., if  $d$  is well below one a “solid” configuration is described, if  $d$  lies in the vicinity of one a “liquid” state is realized, and if  $d$  goes to infinity fragmentation occurs.

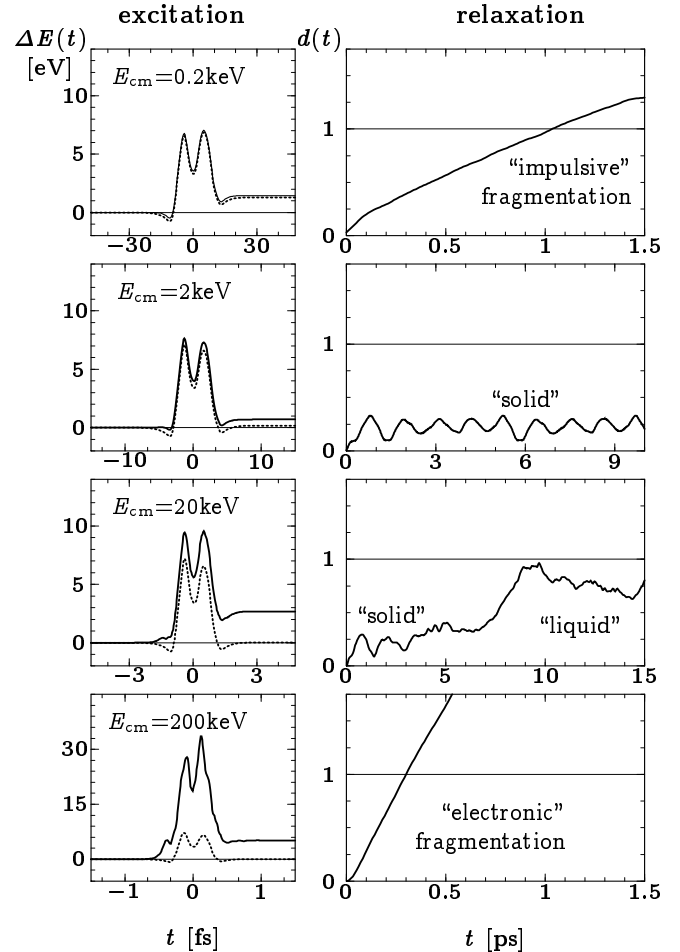


FIG. 2. Difference of the impact energy and the actual kinetic energy of relative motion  $\Delta E(t)$  (left column) and displacement of the cluster atoms  $d(t)$  (right column) as a function of time  $t$  for four impact energies  $E_{\text{cm}}=0.2, 2, 20, 200\text{ keV}$  and the same collision geometry as used in Fig. 1, calculated with NA-QMD (dark solid lines). In the left column, the corresponding adiabatic QMD calculations (dotted lines) are also shown for comparison. Note the different time scales for the excitation processes (femtoseconds) and the relaxation phenomena (picoseconds).

Excitation and relaxation mechanisms and, in particular, the related time scales are basically different in all cases. In the pure adiabatic regime ( $E_{\text{cm}}=200\text{ eV}$ ), the vibrational excitation of the cluster ( $\Delta E \approx 1.4\text{ eV}$ ) is immediately connected with a fragmentation process which,

in contrast to statistical evaporation, starts to proceed already during the interaction time of  $\sim 40$  fs (see left part of Fig. 2) as a consequence of sufficient momentum transfer between projectile and target atoms. Such non-statistical fragmentation has been experimentally verified only very recently [12] (called “impulsive” fragmentation mechanism). On the contrary, in the high-energetic non-adiabatic region  $E_{\text{cm}}=200$  keV electronic excitation ( $\sim 1$  fs) and fragmentation ( $\sim 300$  fs) processes are separated by two orders of magnitude. Obviously, electron-vibration coupling needs time to become effective and to induce dissociation (“electronic” fragmentation). At an impact energy of  $E_{\text{cm}}=2$  keV the cluster remains stable after the collision with a total excitation energy of  $\Delta E \approx 0.7$  eV originally stored predominantly in electronic excitation (cf. adiabatic and non-adiabatic contributions to  $\Delta E$  in the left part of Fig. 2). Electron-vibration coupling leads, however, to the excitation of collective surface vibrations indicated by the regular oscillating behaviour of  $d(t)$  well developed after about 1 ps. At  $E_{\text{cm}}=20$  keV the first step of the relaxation phase is very similar to that observed at  $E_{\text{cm}}=2$  keV. But, in this case electron-vibration coupling induces clearly a phase transition from “solid” to “liquid” in a second relaxation step coming about 10 ps after the collision. Owing to the large TKEL ( $\Delta E \approx 2.7$  eV) one should expect statistical evaporation as the final decay channel.

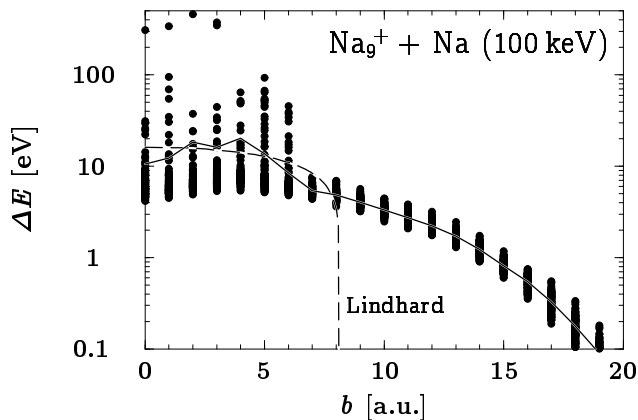


FIG. 3. Total kinetic energy loss  $\Delta E$  in  $\text{Na}_9^+ + \text{Na}$  collisions ( $E_{\text{cm}}=100$  keV) for randomly chosen cluster orientations as a function of the impact parameter  $b$  calculated with NA-QMD (dots) as well as the resulting mean value (solid line). The prediction of the Lindhard model [32] is also shown (dashed).

The excitation and relaxation mechanisms, summarized in Figs. 1 and 2, appear in a well defined order as a function of the impact energy due to the deliberately fixed collision geometry. For a given impact energy and, in particular, for comparison with experiment the impact parameter dependence of measurable quantities averaged over different orientations of the cluster with respect to the beam axis is of interest.

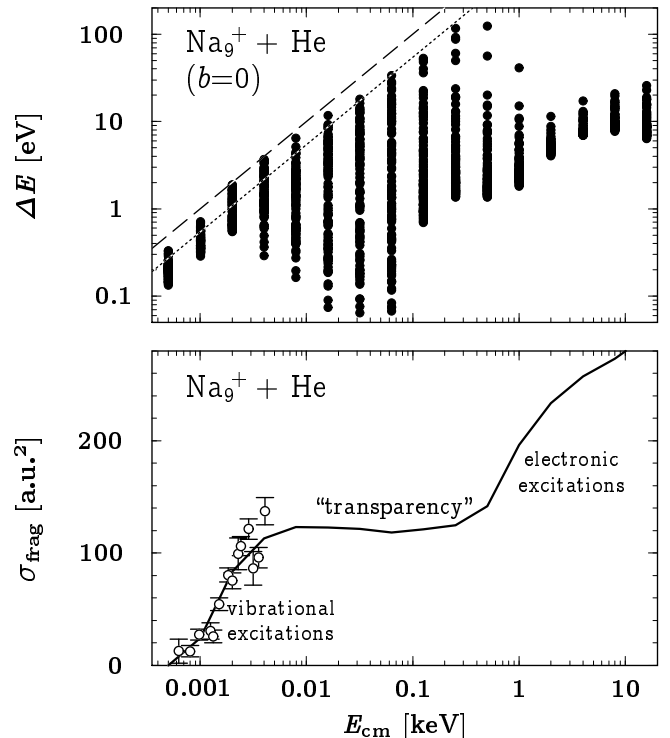


FIG. 4. Upper part: Total kinetic energy loss  $\Delta E$  in central  $\text{Na}_9^+ + \text{He}$  collisions as a function of the center-of-mass impact energy  $E_{\text{cm}}$  calculated with NA-QMD using randomly chosen orientations (dots). The lines correspond to a complete energy loss  $\Delta E = E_{\text{cm}}$  (dashed) and the maximal energy loss for a binary collision of the He atom with *one* cluster atom (dotted) [31,33]. Lower part: Total fragmentation cross sections as a function of  $E_{\text{cm}}$  calculated with NA-QMD (solid line). Available experimental data (circles) are from [33].

For the TKEL this dependence is shown in Fig. 3 for an impact energy in the non-adiabatic regime. The results are compared to the well-known Lindhard model [32] of the electronic stopping power in solids. This phenomenological model describes surprisingly well the mean value of  $\Delta E$  for impact parameters smaller than the cluster radius,  $b \lesssim 8$  a.u. There are, however, two characteristic and measurable peculiarities of  $\Delta E(b)$  in the microscopic calculations. First, for small impact parameters  $b \lesssim 6$  a.u., there are a few events with a very large TKEL. They result from binary atom collisions between the Na-target and a cluster atom, leading to very fast fragment monomers. In a macroscopic language, these direct “knock-out” collisions correspond to the nuclear stopping power [2]. Second, for impact parameters larger than the cluster radius,  $b \gtrsim 8$  a.u., the calculated (in that case purely electronic) TKEL are not small as compared to the dissociation energy of the cluster. Consequently, “electronic” fragmentation (cf. Fig. 2) may essentially contribute to the total fragmentation cross section which can be expected to be several times larger than the geometrical one.

The most interesting and unexpected phenomenon of

the studies performed so far is the occurrence of cluster “transparency” in the closed shell system  $\text{Na}_9^+ + \text{He}$ . This mechanism is characterized by a practically undisturbed atom–cluster penetration in a certain, small range of  $E_{\text{cm}}$  within the transition regime. In Fig. 4, the TKEL as a function of  $E_{\text{cm}}$  calculated for random orientations with impact parameter  $b=0$  is shown. It can be clearly seen that in the window between  $E_{\text{cm}} \sim 10 \text{ eV}$  and  $\sim 100 \text{ eV}$  the variance of  $\Delta E$  becomes markedly large and there are a lot of events with an extremely small energy loss. Obviously, for specific collision geometries in this range of  $E_{\text{cm}}$  the relative velocity between projectile and target becomes too large to excite vibrational degrees of freedom and is, on the other hand, still too small to induce electronic transitions. As a consequence, the cluster appears to be transparent even in central collisions.

One possibility to study the change in the excitation mechanisms and in particular the occurrence of transparency is to consider the total fragmentation cross section as a function of  $E_{\text{cm}}$  (lower part of Fig. 4). The theoretical cross section  $\sigma_{\text{frag}}$  has been calculated by taking into account an initial temperature of the clusters according to recent experiments [33]. An excellent agreement between theory and experiment is found in the adiabatic regime where experimental data are available at present, i. e.  $E_{\text{cm}} \lesssim 4 \text{ eV}$ . It is just the transparency effect which leads to a pronounced plateau in  $\sigma_{\text{frag}}$  between 10 eV and 100 eV before electronic excitations induce a further increase of  $\sigma_{\text{frag}}(E_{\text{cm}})$ .

In summary, we have shown how different excitation mechanisms compete and various relaxation phenomena occur in atom–cluster collisions. First relations and basic differences to macroscopic systems have been discussed. Cluster transparency has been predicted to be an important reaction mechanism in  $\text{Na}_9^+ + \text{He}$ . A systematic investigation of different collision systems (in particular the size dependence of transparency [34], its eventual relation to the channeling effects in solids [35], the temperature dependence, etc.) will be the scope of future studies.

We are grateful to O. Knospe for helpful discussions and E. E. B. Campbell for careful reading of the manuscript. This work was supported by the DFG through Schwerpunkt “Zeitabhängige Phänomene . . .” and by the EU through the HCM network CMRX–CT94–0614.

---

[1] B. H. Bransden, *Atomic Collision Theory* (Benjamin–Cummings Reading, 1983).  
 [2] M. Nastasi, J. Mayer, and J. K. Hirvonen, *Ion–Solid Interactions: Fundamentals and Applications* (Cambridge University Press 1996).

[3] R. Bock, *Heavy Ion Collisions* (North–Holland Amsterdam, 1980).  
 [4] U. Buck and R. Krohne, Phys. Rev. Lett. **73**, 947 (1994).  
 [5] E. E. B. Campbell, V. Schyja, R. Ehlich, and I. V. Hertel, Phys. Rev. Lett. **70**, 263 (1993).  
 [6] T. Weiske, J. Hrusak, D. K. Böhme, and H. Schwarz, Chem. Phys. Lett. **186**, 459 (1991).  
 [7] M. F. Jarrold, J. E. Bower, and J. S. Kraus, J. Chem. Phys. **86**, 3876 (1987).  
 [8] C. Bréchnignac *et al.*, Phys. Rev. Lett. **61**, 314 (1988).  
 [9] B. Walch, C. L. Cocke, R. Voelpel, and E. Salzborn, Phys. Rev. Lett. **72**, 1439 (1994).  
 [10] H. Shen *et al.*, Phys. Rev. A **52**, 3847 (1995).  
 [11] F. Chandezon *et al.*, Phys. Rev. Lett. **74**, 3784 (1995).  
 [12] J. C. Brenot *et al.*, Phys. Rev. Lett. **77**, 1246 (1996); M. Barat *et al.*, Z. Phys. D **40**, 323 (1997).  
 [13] For a review on adiabatic fullerene collisions see O. Knospe and R. Schmidt, in *Theory of Atomic and Molecular Clusters*, edited by J. Jellinek (Springer 1998); for a review on metallic systems see R. Schmidt and H. O. Lutz, Comm. At. Mol. Phys. **31**, 461 (1995).  
 [14] F. Rohmund *et al.*, Phys. Rev. Lett. **76**, 3289 (1996); O. Knospe, A. Glotov, G. Seifert, and R. Schmidt, J. Phys. B **29**, 5163 (1996).  
 [15] M. Ichihashi, T. Ikegami, and T. Kondow, J. Chem. Phys. **105**, 8164 (1996).  
 [16] B. L. Zhang, C. Z. Wang, C. T. Chan, and K. M. Ho, J. Phys. Chem. **97**, 3134 (1994).  
 [17] D. H. Robertson, D. W. Brenner, and C. T. White, J. Phys. Chem. **99**, 15721 (1995).  
 [18] J. Jellinek, V. Bonačić-Koutecký, P. Fantucci, and M. Wiechert, J. Chem. Phys. **101**, 10092 (1994).  
 [19] R. S. Berry, in *Clusters of Atoms and Molecules I*, edited by H. Haberland (Springer Berlin, 1994).  
 [20] S. G. Kim and D. Tománek, Phys. Rev. Lett. **72**, 2418 (1994).  
 [21] C. Bréchnignac *et al.*, Phys. Rev. Lett. **72**, 1636 (1994).  
 [22] A. Bárány and C. J. Setterlind, Nucl. Instr. and Meth. B **98**, 184 (1995).  
 [23] U. Thumm, J. Phys. B **28**, 91 (1995).  
 [24] M. Groß and C. Guet, Z. Phys. D **33**, 289 (1995); Phys. Rev. A **54**, R2547 (1996).  
 [25] K. J. Børve and J. P. Hansen, Z. Phys. D **25**, 247 (1993).  
 [26] M. Guissani and V. Sidis, Z. Phys. D **40**, 221 (1997).  
 [27] U. Saalman and R. Schmidt, Z. Phys. D **38**, 153 (1996).  
 [28] E. Runge and E. K. U. Gross, Phys. Rev. Lett. **52**, 997 (1984); E. K. U. Gross, J. F. Dobson, and M. Petersilka, in *Topics in Current Chemistry 181: Density Functional Theory II* (Springer Berlin, 1996).  
 [29] J. A. Fayeton *et al.*, Phys. Rev. A **57**, (1998), in print.  
 [30] O. Knospe, J. Jellinek, U. Saalman, and R. Schmidt, to be published.  
 [31] U. Saalman and R. Schmidt, to be published.  
 [32] J. Lindhard, Mat. Fys. Medd. Dan. Vid. Selsk. **28**, 1 (1954); J. Lindhard and A. Winther, Mat. Fys. Medd. Dan. Vid. Selsk. **34**, 1 (1965).  
 [33] S. Nonose *et al.*, J. Chem. Phys. **105**, 9167 (1996).  
 [34] Preliminary studies show, e. g., that this mechanism is much less pronounced in  $\text{Na}_9^+ + \text{He}$  [31].  
 [35] D. S. Gemmell, Rev. Mod. Phys. **46**, 129 (1974).