

A dynamical model of the chemical bond: kinetic energy resonances between atomic electrons

Holger F. Hofmann
German Aerospace Research Establishment
Institute of Technical Physics
Pfaffenwaldring 38-40
70569 Stuttgart
Germany

Abstract

While the theory of chemical bonding has advanced rapidly as more and more details of the quantum mechanical problem have been taken into account, surprisingly little effort has gone into the development of intuitive models to interpret the results obtained by more sophisticated means.

This article introduces an approach to chemical bonding, which should give a better connection between basic quantum mechanics and the covalent pair bond, focussing on the fact that, while the size of atoms and therefore the bond length are determined by an equilibrium between Coulomb attraction and the quantum incompressibility of the electrons, the energy of the bond is largely given by the electron kinetic energy term. This is well established in solid state physics, where the tight binding parameters for a large class of materials can be derived from the free electron dispersion relation. However, a similar argument can be made for small molecules if the electron density of the molecule is roughly similar to the atomic densities. It is shown that such an approach yields not only the energy of the bond but also a bonding potential as a function of bond length, which allows an estimate of vibrational frequencies for the molecule.

1 Introduction

The theory of electronic structure is usually introduced quite differently to chemists (for example [1]) and to physicists (for example [2]). While the former begin with energetic considerations in small molecules, the latter tend to focus on dynamics and solid state systems. Yet, the nature of the bonds is quite similar in solids and in molecules, and a lot can be learned by examining common features.

In 1979, Froyen and Harrison [3] showed, that the parameters for the LCAO or tight binding approach to the band structure of tetrahedrally bound solids such as Diamond, Silicon and Germanium can be derived from a comparison with free electrons. Consequently, the matrix elements of the bonding overlap depend only on the kinetic energy. The potential energy enters through the separation of the atomic energy levels and through the bond length, both of which are features of the atomic wavefunction.

It is therefore possible to explain bonding between atoms using only the contribution of the kinetic energy to the bond formation, while the Coulomb energy is responsible for tightly binding the electrons to the atoms. This qualitative difference between the formation of atomic orbitals and that of molecular bonds is crucial for understanding the physics of the chemical bond.

2 Properties of the Atomic System

Electrons are fermions. They obey the Pauli principle and therefore resist compression even if we neglect the Coulomb repulsion. In fact, for high densities, the Pauli principle turns out to be a stronger force of repulsion than the Coulomb forces. Since two electrons in the same Volume of space need to have different momentum, the average kinetic energy increases with electron density. The correct quantitative expression can be derived using only the rule that, in a phase space volume of h^3 , there is room for no more than 2 electrons:

$$E_{Pauli} = \frac{h^2}{2m} \rho^{2/3} \tag{1}$$

where m is the electron mass and ρ is the electron density.

This term, which increases with decreasing distance as r^{-2} , prevents the Coulomb attraction, which increases only with r^{-1} , from pulling the electrons into the atomic nuclei. Note that electron-electron repulsion simply weakens the net effect of the attraction of the positive charge. Since the power law is the same, however, the total effect of the Coulomb forces is similar, whether we look at the many particle problem or just at a hydrogen atom.

$$E_{Coulomb} = -\frac{e^2}{4\pi\epsilon_0 r} \quad (2)$$

In the atom, the electrons are compressed by the coulomb attraction until the repulsion caused by the Pauli principle compensates this force. The length scale at which this happens is, of course, the atomic length scale of the Bohr radius a_0 .

$$a_0 = \frac{4\pi\epsilon_0\hbar^2}{me^2} \quad (3)$$

To get an idea of the preassure which the Pauli principle creates in an atom, one can divide the Pauli Energy corresponding to one electron per atomic volume by this same Volume. Using a Volume of $4/3\pi a_0^3$, the result is approximately $10^{10} Pa$ or 100000 times atmospheric preassure. To get an idea of how "solid" the atom actually is, we can estimate the compressibility of the atom by taking the volume derivative of the sum of Pauli and Coulomb energy. Not surprisingly, the result is equivalent to simply dividing by the Volume. We therefore arrive at a compressibility of $\chi = 10^{-10} Pa^{-1}$. This is exactly the order of magnitude found in the elastic constants of solid materials, from lead at $0.6 \times 10^{-10} Pa^{-1}$ to steel at $0.05 \times 10^{-11} Pa^{-1}$. Most liquids have compressibilities which are 5 to 20 times lower, water being at the lower end, having a compressibility of $0.5 \times 10^{-9} Pa^{-1}$.

This is well in tune with the quite intuitive picture of solids consisting of densely packed atoms. However, while it is quite sufficient to invoke the Pauli preassure to explain what keeps matter apart and why a hard sphere model is quite an adequate picture for the atom despite the notion of emptyness associated with the assumed "sizes" of electrons and nuclei, we need to have a closer look at the electronic system in order to understand the forces that hold atoms together.

3 Unpaired electrons

Since electrons are particles with spin $1/2$ and can therefore occupy two spin states for every real space state, the Pauli pressure seems to act separately on two types of electrons. If the electron gas were continuous and did not consist of quantized particles, the spin up density would thus always equal the spin down density, and all matter would be paramagnetic. Indeed, this type of paramagnetism exists in some metals and is consequently known as Pauli paramagnetism [2].

However, since there are a discrete number of electrons in a discrete number of states, it may happen that n degenerate states are filled with less than $2n$ electrons. In this case, the Pauli pressure is insensitive to the distribution of the electrons. Indeed, if all unpaired electrons align their spins, the Pauli principle keeps them spatially separate, reducing the electron-electron Coulomb repulsion, while electrons with opposite spins would overlap more strongly, even if in separate real space states. This energy is the spin exchange energy calculated in Hartree-Fock theory. If we have a high degeneracy of states partially filled, we therefore have a ground state with all unpaired spins parallel. This is the reason for both Hund's first rule and for ferromagnetism. Energetically, the unpaired electrons are always somewhat unstable, as are all systems with a degenerate ground state, since any small perturbation will remove the degeneracy and break the symmetry of the system by forming new geometric patterns. In surface science, this tendency for forming bonds is often referred to as Jahn-Teller instability [4]. Although the change in geometry is not as impressive in the liquid or gas phase, the reactivity of atoms with partially filled shells is a consequence of an instability of the same type. The effect which causes the perturbation when another similar atom approaches is not, however, the electric field, although van-der-Waals forces will be present. Instead, homopolar bond formation is largely the effect of kinetic energy, as the nearly free electron bands in solid state physics, which are found even in non-metallic systems, suggest. We will therefore neglect van-der-Waals forces and determine the effect of kinetic energy only. This can also be justified by examining the Hamiltonian of the two atom system:

$$\hat{H} = \hat{T} + \hat{V}_1 + \hat{V}_2 + \hat{V}_{el-el} \quad (4)$$

\hat{T} is the kinetic energy of the electrons, $\hat{V}_{1/2}$ is the potential of the respective atom, and \hat{V}_{el-el} is the electron-electron interaction. Considering, that due to a negligible overlap of the electron distribution the Coulomb energies, including electron-electron interactions, act almost exclusively on wavefunctions localized at the respective atoms, this Hamiltonian may be separated into atomic Hamiltonians, each acting only on one of the atoms:

$$\hat{H}_1 = \hat{T} + \hat{V}_1 + \hat{V}_{el-el,1} \quad (5)$$

$$\hat{H}_2 = \hat{T} + \hat{V}_2 + \hat{V}_{el-el,2} \quad (6)$$

$$\hat{H} = \hat{H}_1 + \hat{H}_2 - \hat{T} \quad (7)$$

Of course, we have thus neglected all electron-electron interactions between electrons located at different atoms, as well as interactions between the atomic nucleus and electrons at the other nucleus. For well separated atoms, the net effect of these interactions are the van-der-Waals forces we have therefore neglected. We have further neglected the energy necessary to ionize the atoms. This is possible, because the homopolar bonds have a symmetric charge distribution. In polar bonds, this term must be considered in more detail.

Note, that the kinetic energy term responsible for the bond formation is generated because the kinetic energy is included in both atomic Hamiltonians, and must therefore be subtracted once from the total. This indicates the fact, that the kinetic energy is not localized at one of the atoms, but causes a delocalization connecting the two atoms.

We can now take the matrix element connecting two electron states at different atoms, $|1\rangle$ and $|2\rangle$:

$$\langle 1|\hat{H}|2\rangle = \langle 1|\hat{H}_1|2\rangle + \langle 1|\hat{H}_2|2\rangle - \langle 1|\hat{T}|2\rangle \quad (8)$$

If $|1\rangle$ and $|2\rangle$ are Eigenstates of the respective atomic Hamiltonians, the first two contributions are just the Eigenenergies multiplied with the direct overlap $\langle 1|2\rangle$. The latter is a correction for the fact that, since $|1\rangle$ and $|2\rangle$ are not orthogonal, a part of the matrix element represents the expectation value of the Energy of a state localized at one of the two atoms. If the non-orthogonality is removed, these parts go to 0, and the remaining contribution is purely kinetic:

$$\langle 1|\hat{H}|2\rangle = - \langle 1|\hat{T}|2\rangle \quad (9)$$

Note, that the sign already suggests a lower energy for the symmetric state!

4 Bonding and anti-bonding states

Assuming the electronic wavefunctions ψ_1 and ψ_2 to remain unchanged, we can now calculate the energies of the bonding and anti-bonding states by calculating the expectation values of the kinetic energy for the possible linear combinations. Assuming a homopolar bond, the bonding and anti-bonding states should be the sum and the difference of the atomic wavefunctions, which are automatically orthogonal, if the atomic wavefunctions are normalized states.

$$\psi_{\pm}(d) = \frac{1}{\sqrt{N_{\pm}}}(\psi_1(\mathbf{r} + \mathbf{d}/2) \pm \psi_2(\mathbf{r} - \mathbf{d}/2)) \quad (10)$$

$$N_{\pm} = 2 \pm \int (\psi_1(\mathbf{r} + \mathbf{d}/2)\psi_2^*(\mathbf{r} - \mathbf{d}/2) + \psi_1^*(\mathbf{r} + \mathbf{d}/2)\psi_2(\mathbf{r} - \mathbf{d}/2))d^3\mathbf{r} \quad (11)$$

$$\begin{aligned} \langle E_{kin} \rangle_{\pm}(\mathbf{d}) &= \frac{1}{N_{\pm}}(\langle E_{kin} \rangle_1 + \langle E_{kin} \rangle_2 \\ &\mp \frac{\hbar^2}{2m} \int (grad(\psi_1(\mathbf{r} + \mathbf{d}/2))grad(\psi_2^*(\mathbf{r} - \mathbf{d}/2)) + \\ &grad(\psi_1^*(\mathbf{r} + \mathbf{d}/2))grad(\psi_2(\mathbf{r} - \mathbf{d}/2)))d^3\mathbf{r} \end{aligned} \quad (12)$$

As the unpaired electrons approach each other, they can redistribute into the two bonding and two anti-bonding levels. If they pair up in the bonding level, a pair bond is formed.

Although these real space integrals already describe the effect of wavefunction overlap on the kinetic energy completely, it is quite revealing to take a look at the same equations in k space by fourier transforming the whole integral, which represents a convolution of two gradients. In k space, this changes into the integral of the product of the wavefunctions multiplied by \mathbf{k}^2 and a cosine which represents the effect of the real space separation:

$$\langle E_{kin} \rangle_{\pm}(\mathbf{d}) = \frac{1}{N_{\pm}}(\langle E_{kin} \rangle_1 + \langle E_{kin} \rangle_2$$

$$\mp \frac{\hbar^2}{2m} \int (\mathbf{k}^2 (\psi_1(\mathbf{k})\psi_2^*(\mathbf{k})e^{-i\mathbf{k}\mathbf{d}} + \psi_1^*(\mathbf{k})\psi_2(bf\mathbf{k})e^{+ibf\mathbf{k}\mathbf{d}})) d^3\mathbf{k} \quad (13)$$

If $\psi_1 = \psi_2$, the kinetic energy contributions of the overlapping wavefunctions can be written in an even more compact form:

$$< E_{kin} >_{\pm}(\mathbf{d}) = \frac{1}{N_{\pm}} \frac{\hbar^2}{2m} \int (2\mathbf{k}^2 \psi(\mathbf{k})\psi^*(\mathbf{k})(1 \pm \cos(\mathbf{k}\mathbf{d}))) d^3\mathbf{k} \quad (14)$$

$$< E_{kin} >_{\pm}(\mathbf{d}) = \frac{\hbar^2}{2m} \frac{\int (\mathbf{k}^2 \psi(\mathbf{k})\psi^*(\mathbf{k})(1 \pm \cos(\mathbf{k}\mathbf{d}))) d^3\mathbf{k}}{\int (\psi(\mathbf{k})\psi^*(\mathbf{k})(1 \pm \cos(\mathbf{k}\mathbf{d}))) d^3\mathbf{k}} \quad (15)$$

In this case, the kinetic energy distribution is therefore modified by a factor of $1 \pm \cos(\mathbf{k}\mathbf{d})$ at each point in \mathbf{k} space. If the width of the impulse distribution of the wavefunctions, that is, the width in \mathbf{k} space of $\psi^*\psi$, is roughly equal to π/d , then the contributions with the highest k^2 values at the edge of the distribution are suppressed by a multiplication with values close to 0 for the bonding state. The kinetic energy of the bond is therefore at a minimum. If the \mathbf{k} space width of the atomic wavefunctions is much larger than π/d , the rapid oscillations of the cosine make all overlap contributions cancel (as they should, since the atoms are far apart in real space now). If the \mathbf{k} space width is much smaller than π/d , all parts of the \mathbf{k} -space distribution contribute equally and the bonding state is again equivalent to the atomic wavefunction. [5]

The \mathbf{k} space distribution of the atomic wavefunction therefore defines a bond length of roughly π divided by its width in \mathbf{k} -space, at which the average wavelength of the electron is in resonance with the bond length. Since the \mathbf{k} -space width is connected with the real space width by the uncertainty relation, this bond length is roughly equal to the sum of the atomic radii, so the covalent bond is actually strongest when the atoms just about touch each other.

To understand the significance of this result, it should be remembered, that the potential energy effects only enter the picture indirectly, by forming the atomic wavefunctions. The formation of the chemical bond can then be explained entirely by the change of kinetic energy when unpaired electrons begin to tunnel resonantly between the atoms. While the total electron

density in real space changes only little, the kinetic energy distribution loses a major part of its high energy contributions.

5 A quantitative example: Gaussian wavefunctions

As an analytically solvable example, Gaussian wavefunctions offer a good insight into the formation of bonds by kinetic energy resonance. The most simple bond is a symmetric combination of s-type states:

$$\psi(\mathbf{r}) = \frac{1}{(2\pi\sigma^2)^{3/4}} e^{-\mathbf{r}^2/4\sigma^2} \quad (16)$$

Since the Fouriertransform of the Gaussian is again a Gaussian, it is easily possible to determine all features of the resulting bond between two unpaired electrons in such atomic states.

$$\psi(\mathbf{k}) = \left(\frac{2\sigma^2}{\pi}\right)^{3/4} e^{-\sigma^2 \mathbf{k}^2} \quad (17)$$

$$\langle E_{kin} \rangle = \frac{3\hbar^2}{4m\sigma^2} \quad (18)$$

Note that the factor of three is a consequence of the three spatial dimensions contributing to the energy. Since we can separate the dimensions for Gaussian wavefunctions, we could as well examine only the one dimensional problem. However, we shall include the constant energy contributions for the sake of completeness.

$$\psi_+(\mathbf{k}) = \sqrt{\frac{2}{1 + e^{-1/2(d/2\sigma)^2}}} \cos(\mathbf{dk}/2) \left(\frac{2\sigma^2}{\pi}\right)^{3/4} e^{-\sigma^2 \mathbf{k}^2} \quad (19)$$

$$\begin{aligned} \langle E_{kin} \rangle &= \frac{\hbar^2}{4m\sigma^2} \frac{3 + (3 - (d/2\sigma)^2) \exp(-1/2(d/2\sigma)^2)}{1 + \exp(-1/2(d/2\sigma)^2)} \\ &= \frac{3\hbar^2}{4m\sigma^2} - \frac{\hbar^2}{4m\sigma^2} \frac{(d/2\sigma)^2}{\exp(+1/2(d/2\sigma)^2) + 1} \end{aligned} \quad (20)$$

$$\psi_-(\mathbf{k}) = i\sqrt{\frac{2}{1 - e^{-1/2(d/2\sigma)^2}}} \sin(\mathbf{dk}/2) \left(\frac{2\sigma^2}{\pi}\right)^{3/4} e^{-\sigma^2 \mathbf{k}^2} \quad (21)$$

$$\begin{aligned} \langle E_{kin} \rangle &= \frac{\hbar^2}{4m\sigma^2} \frac{3 - (3 - (d/2\sigma)^2) \exp(-1/2(d/2\sigma)^2)}{1 - \exp(-1/2(d/2\sigma)^2)} \\ &= \frac{3\hbar^2}{4m\sigma^2} + \frac{\hbar^2}{4m\sigma^2} \frac{(d/2\sigma)^2}{\exp(+1/2(d/2\sigma)^2) - 1} \end{aligned} \quad (22)$$

Figure 1 shows the energy and the k-space distribution of the bonding state as a function of d and figure 2 shows the same for the anti-bonding state.

We can now determine the bond length, as well as the harmonic part of the potential around it. This should allow an estimate of typical molecular vibrations.

The minimum of the bonding potential is at $d = 3.2\sigma$. This corresponds very well with the estimate given in the previous section, that the bond length should be roughly equal to π divided by the width of the distribution in k-space. The standard deviation of the k-space distribution is $1/2\sigma$, so $1/\sigma$ is a good measure of its width.

Around the minimum at $d = 3.2\sigma$, the bonding potential may be written as

$$\langle E_{kin} \rangle = \frac{3\hbar^2}{4m\sigma^2} + \frac{\hbar^2}{4m\sigma^2} (-0.557 + 0.55(d/2\sigma - 1.6)^2). \quad (23)$$

The total energy is then given by Z times this potential, where Z is the number of electrons in the bond. From this potential, the following relations for bondlength d_0 , bond energy E_b and the bond elasticity k can be obtained:

$$d_0 = 3.2\sigma \quad (24)$$

$$E_b = 51 \frac{kJ}{mol} \left(\frac{10^{-10}m}{\sigma}\right)^2 Z \quad (25)$$

$$k = 4.2 \frac{N}{m} \left(\frac{10^{-10}m}{\sigma}\right)^4 Z \quad (26)$$

Table 1 lists a few examples of diatomic molecules with their bond length, bonding energy and the elastic constant. Data for the elastic constant was taken from [6] and all other data from [1]. The table also shows the σ values that would correspond to the respective bond properties if the wavefunctions were simple Gaussians. Although there are strong deviations even between different properties of the same molecule, the order of magnitude is reproduced even for this simple model.

To simulate a directional bond, we can calculate the bonding potential for two wavefunctions of p-type symmetry:

$$\psi(\mathbf{r}) = \frac{x}{\sigma(2\pi\sigma^2)^{3/4}} e^{-\mathbf{r}^2/4\sigma^2} \quad (27)$$

$$\psi(\mathbf{k}) = 2\sigma k_x \left(\frac{2\sigma^2}{\pi}\right)^{3/4} e^{-\sigma^2 \mathbf{k}^2} \quad (28)$$

$$\langle E_{kin} \rangle = \frac{5\hbar^2}{4m\sigma^2} \quad (29)$$

Note, that the separation between the two atoms, \mathbf{d} , need not be along the x axis. It is possible to calculate the potential for the additive and the subtractive linear combinations as before. The potential for the bond state in three dimensions is then given by

$$\begin{aligned} \langle E_{kin} \rangle_- = & \frac{5\hbar^2}{4m\sigma^2} + \\ & \frac{\hbar^2}{4m\sigma^2} \left(\frac{(d_x/2\sigma)^2((\mathbf{d}/2\sigma)^2 - 3)}{1 - (\mathbf{d}/2\sigma)^2 - \exp(+1/2(\mathbf{d}/2\sigma)^2)} + \frac{(d_y/2\sigma)^2 + (d_z/2\sigma)^2}{\exp(+1/2(\mathbf{d}/2\sigma)^2) - 1} \right) \end{aligned} \quad (30)$$

This equation describes a potential with two minima along the x axis, at $d_x = \pm 5.04\sigma$, as is shown in figure 3. It represents the bonding potential of a $pp\sigma$ bond, since there is rotational symmetry around the x-axis. In the vicinity of these minima, the potential may be approximated by a harmonic potential of

$$\begin{aligned} \langle E_{kin} \rangle = & \frac{5\hbar^2}{4m\sigma^2} + \\ & \frac{\hbar^2}{4m\sigma^2} (-0.727 + 1.08(d_x/2\sigma - 2.52)^2 + 0.42((d_y/2\sigma)^2 + (d_z/2\sigma)^2)). \end{aligned} \quad (31)$$

The bond is therefore softer against shear forces than against compression by a factor of about 2.5. This example shows how the geometrical structure of molecules and their vibrations can be described using only the kinetic energy and the symmetry of atomic wavefunctions. Of course, a more comprehensive description of molecules or crystals would require the full calculation of matrix elements between all the atomic wavefunctions involved, using more realistic wavefunctions than the Gaussians presented here.

6 The ionic contribution: extending the model to polar bonds

The kinetic energy only dominates the homopolar bond. In the case of heteropolar bonds, there will be an energy difference between the electronic states at atom A and at atom B, which pulls the electron towards the more electronegative one. In a very simpleminded tight binding approach, this effect may be included as a site dependend energy in a tight binding approach. With $E_A - E_B = 2D$, the two by two matrix of the polar bond is then given by

$$\begin{pmatrix} T_+ & D \\ D & T_- \end{pmatrix} \quad (32)$$

T_{\pm} is the kinetic energy of the bonding and anti-bonding states. For large separations d , this is an unrealistic approach, however, since it neglects the energy needed to ionize the atoms and therefore predicts complete ionization as d approaches infinity, not including the Coulomb attraction.

The other extreme is to assume fully polarized atoms. In this case, a term representing the Pauli repulsion is necessary to keep the ions apart. This may be done by adding the bonding and anti-bonding energies for the filled outer shells of the ions.

To combine covalent and ionic effects into a model of the polar bond, it is necessary to consider a total of three possible electronic configurations: state 1, with both electrons at atom A, state 2 with one electron at each atom, and state 3 with both electrons at atom B. Note that this corresponds to a

simple extension of Heitler-London theory [6]. The Hamiltonian matrix is

$$\begin{pmatrix} T_+ + T_- + V_A & \sqrt{1/2}(T_+ - T_-) & 0 \\ \sqrt{1/2}(T_+ - T_-) & T_+ + T_- & \sqrt{1/2}(T_+ - T_-) \\ 0 & \sqrt{1/2}(T_+ - T_-) & T_+ + T_- + V_B \end{pmatrix} \quad (33)$$

For $V_A = +D$ and $V_B = -D$, this is equivalent to the two state model above. However, by including the ionization energy in the $V_{A/B}$, we can now correct the result for large d . For very large d , $V_{A/B}$ is equal to the total ionization energies $V_{A/B}(\infty)$ required to remove an electron from one atom and add it to the other. V then follows the Coulomb law until the atoms come quite close, when the atomic wavefunctions start to penetrate each other. At very small distances, the difference in energy is given by the energy level difference of the atomic wavefunctions, $D = 1/2(E_A - E_B)$. The transition from the Coulomb regime to the energy level difference regime may be extrapolated using a function of the following form:

$$V_{A/B}(d) = V_{A/B}(\infty) + \frac{\pm D - V_{A/B}(\infty)}{\sqrt{1 + (d/d_{A/B})^2}} \quad (34)$$

$$d_{A/B} = \frac{e^2}{4\pi\epsilon_0(\pm D - V_{A/B}(\infty))} \quad (35)$$

The length $d_{A/B}$ defines the length scale at which the transition between covalent and polar bonding occurs. Since this length is largely determined by the atomic size, it is typically close to the bond length. Still, the effect of $V_{A/B}(\infty)$ can often be ignored, since the effects of the energy level difference and the covalent bond combined tend to be stronger at atomic separations equal to the bond length.

7 Conclusions

While many textbook explanations of chemical bonds try to visualize the bond only in its spacial distribution, misleadingly suggesting that the source of the bond energy could be the slight increase in electron density between the atoms, the approach presented here clearly identifies the kinetic energy term as the dominant contribution to homopolar bond formation. In the

spirit of the tight binding approximation, one can consider the atomic confinement of the electrons as much stronger than the interatomic interactions, and thereby arrive at a bonding potential by simply calculating the expectation values of the kinetic energy for electron pairs evenly distributed between the atoms. This type of bonding potential, which uses only the unchanged atomic wavefunction and the fundamental kinetic energy term of free electrons, not only gives the right order of magnitude for the bond energy, but also reproduces the spatial potential of the bond, with realistic results for bond length and bond elasticity.

Although a quantitatively accurate calculation may only be achieved by including a more detailed description of polar effects than discussed here, it should be pointed out once more, that purely kinetic matrix elements do give highly accurate results in semiconductors and other simple crystals. Furthermore, the free electron behaviour of electrons in metals and the relation between covalent and metallic bonds may be understood better in the light of these considerations. In fact, the major difference between the two type of bonds is not the mechanism of bonding itself, but rather concerns the fact that metallic bonds are not directed as are bonds involving p type wavefunctions. Instead they couple equally well to all neighbours, resulting in the strong delocalization of electrons which makes metals conductors and in the relatively high plasticity compared with the brittle covalent bonds of e.g. semiconductors.

In this manner, it is possible to find numerous connections between the very fundamental laws of quantum physics and the chemical and physical properties of the world surrounding us. Indeed, it is an important fact to remember as technology advances, that science not only tells us how to do things, but also, why things are as they are, even though this often teaches us more about limitations than about possibilities. Even the best artificial materials will not be orders of magnitudes removed from the typical properties dictated by constants such as \hbar and e , just as no signal will ever travel faster than the speed of light. However, knowledge of our limitations may often prove more important than know-how, and in this sense, simplified models as the one presented here can prove to be extremely useful.

Acknowledgements

I would like to thank Dr. O. Hess for encouraging me to write this article and Ulf Willhelm and Stefan Rodewald for taking an active interest in it.

References

- [1] *Chemical Principles*, R.E. Dickerson, H.B. Grey, M.Y. Darenborough and D.J. Darenborough, Benjamin Cummings Publishing 1984
- [2] *Solid State Physics*, N.W. Ashcroft and N.D. Mermin, Saunders College Publishing 1976
- [3] Froyen and Harrison, PRB 20, 2420 (1979)
- [4] see for example *Physics of Surfaces*, A. Zangwill, Cambridge University Press, page 97, original publication: H.A. Jahn and E. Teller, Proc. Roy. Soc. A161, 220 (1937)
- [5] Note, that the anti-bonding state for small d is roughly k times the atomic wavefunction if both atoms are similar. This wavefunction is therefore similar to an excited atomic wavefunction, with the kinetic energy increased accordingly.
- [6] *Molekülphysik und Quantenchemie*, H. Haken and H.C. Wolf, Springer 1992

Table 1:

Molecule	Z	bond		bond		bond	
		length in $10^{-10}m$	σ in $10^{-10}m$	energy in kJ/mol	σ in $10^{-10}m$	elasticity in N/m	σ in $10^{-10}m$
H_2	2	0.74	0.23	432	0.49	520	0.36
Li_2	2	2.67	0.83	110	0.96	130	0.50
Na_2	2	3.08	0.96	72	1.19	170	0.47
N_2	6	1.10	0.34	843	0.60	2260	0.32
O_2	4	1.20	0.38	494	0.64	1140	0.35
F_2	2	1.42	0.44	140	0.85	450	0.37
Cl_2	2	2.00	0.63	240	0.65	320	0.40
Br_2	2	2.28	0.71	190	0.73	240	0.43
CO	4	1.13	0.35	1071	0.44	187	0.55
NO	4	1.15	0.36	678	0.55	155	0.57
HCl	2	1.27	0.40	428	0.49	48	0.65

Table 1 shows the properties of some biatomic molecules, together with the value of σ which would reproduce this property using Gaussian wavefunctions.

Figure 1:

Figure 1a) shows the change in kinetic energy as a function of bond length for the bonding state. The interatomic distance d is given in units of 2σ and the energy difference from the unbound state is given in units of $\hbar/4m\sigma^2$.

Figure 1b) shows the corresponding k-space distributions $|\psi(k)|^2$ as a contour plot. the momentum $\hbar k$ is given in units of \hbar/σ .

The minimum in bond energy occurs when the k-space distribution is most narrow, just before the side maxima appear.

Figure 2:

Figure 2a) shows the change in kinetic energy for the anti-bonding state. all units are as in Figure 1.

For the anti-bonding state, the k-space distribution shows two peaks at small distances d . It is therefore much wider than the bonding state distribution. As d increases, it narrows, even though side maxima appear.

Figure 3:

Figure 3 shows the bonding potential of the $pp\sigma$ bond calculated for the p symmetry Gaussian wavefunctions in the xy plane. The unit of length is 2σ .

Figure 1:

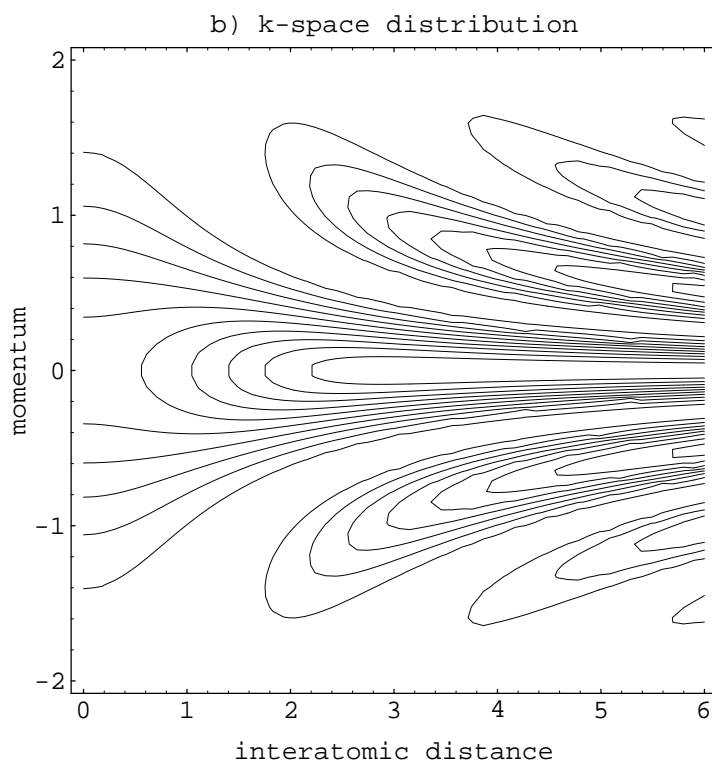
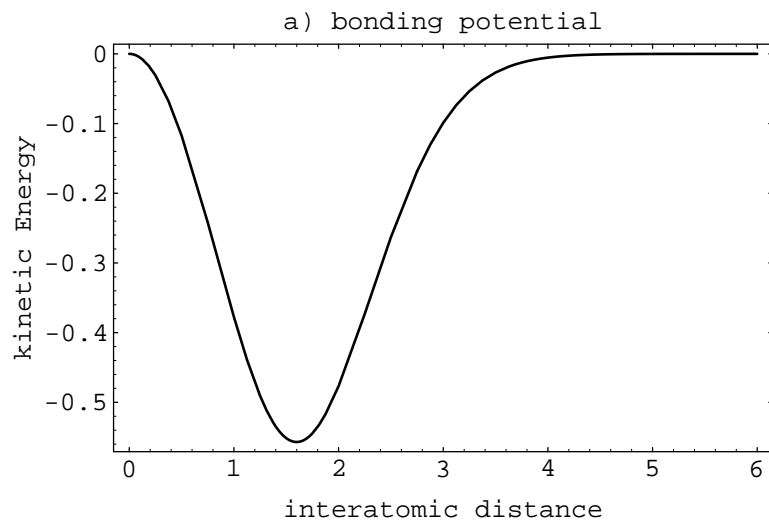


Figure 2:

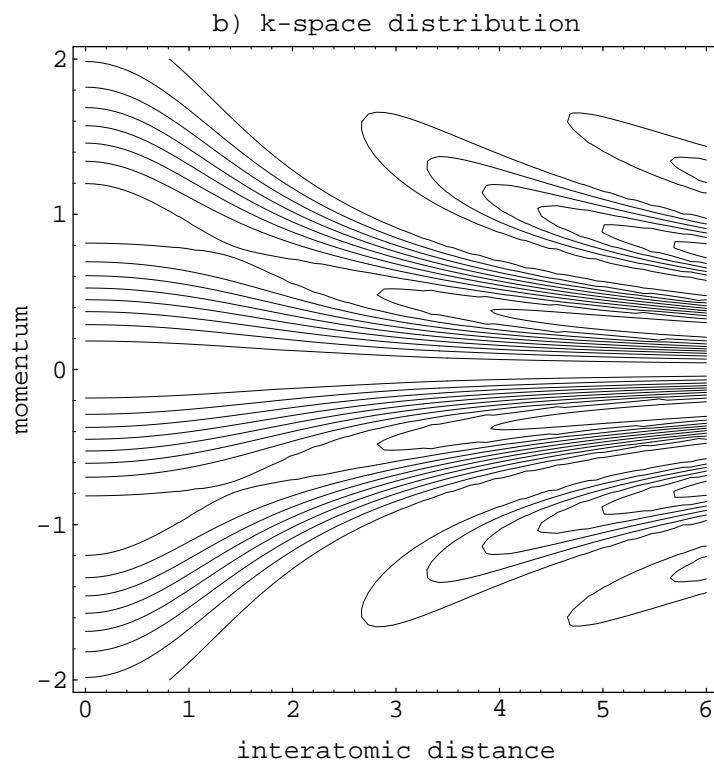
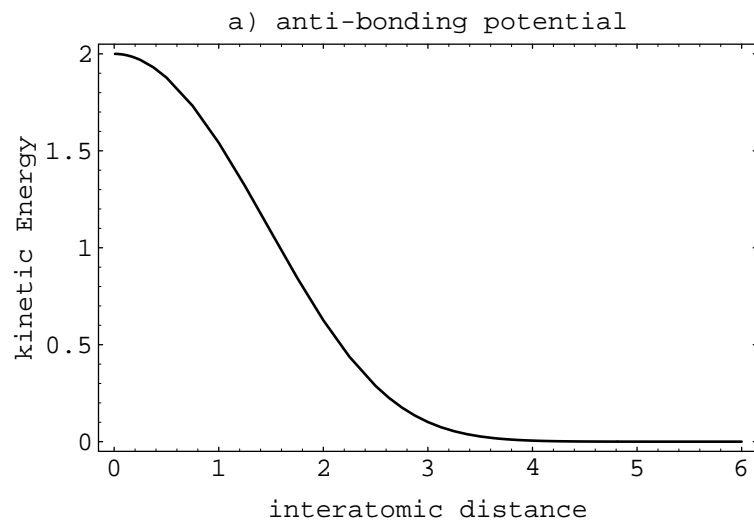


Figure 3:

