

How does degree dispersity affect an order-disorder transition?

R. LAMBIOTTE¹

¹ GRAPES, Université de Liège, Sart-Tilman, B-4000 Liège, Belgium

PACS 89.75.Fb – Structures and organization in complex systems

PACS 87.23.Ge – Dynamics of social systems

PACS 89.75.Hc – Networks and genealogical trees

Abstract. - We focus on the role played by the node degree distribution on the way collective phenomena emerge on complex networks. To address this question, we focus analytically on a typical model for cooperative behaviour, the Majority Rule, applied to dichotomous networks. The latter are composed of two kinds of nodes, each kind i being characterized by a degree k_i . Dichotomous networks are therefore a simple instance of heterogeneous networks, especially adapted in order to reveal the effect of degree dispersity. Our main result is that degree dispersity affects the location of the order-disorder transition and that the system exhibits non-equipartition of the average opinion between the two kinds of nodes. This effect is observed in the ordered phase and in the disordered phase.

Introduction. - It is more and more common, nowadays, to use models and tools from Statistical Physics in order to describe the emergence of collective phenomena in social systems. Amongst other examples, one may think of opinion formation [1,2], rumour or disease spreading [3,4], language dynamics [5], etc. In these models, agents are located at the node of a graph and are endowed with a finite number of available states, e.g. two states - spin up and spin down. The links between nodes represent the relations (e.g. friendship, co-authorship) between agents. Most of the models are based on local *attractive* interactions, i.e. agents copy the behaviour of their direct neighbours, while random changes also take place, thereby mimicking the effect of individual choices. Contrary to classical problems of Statistical Physics, though, the underlying network structure is not a d -dimensional regular lattice, but a complex network [6], whose node degree (number of links per node) and other internal properties may vary from one node to another.

Several works have revealed that a given model may exhibit very different (even qualitatively) behaviours depending on its underlying topologies [4]. Important factors are for instance the degree heterogeneity [7], the presence of communities [8] or the small-world property [9]. From a practical point of view, it is therefore important to elucidate how these structural properties affect critical behaviour if one intends to reproduce the emergence of collective phenomena as they take place in realistic situations. A typical example would be the propagation of

rumours in a social network, that is of primordial interest for viral marketing issues. From a theoretical point of view, it is challenging to develop tools and methods in order to determine the influence of the network topology on the way the system orders (or not). Such theoretical studies have been performed in some specific cases, e.g. the Voter Model [7] or the Unanimity Model [10], but a coherent and unifying framework is still needed.

In this Letter, we address this problem by focusing on a variant of the majority rule model (MR), that is a typical model for consensus formation [1]. Its simple ingredients allow a very complete analytical description in the mean-field approximation [11]. One should stress that, contrary to the voter model [12], MR does not conserve average magnetization [13]. In the following, we focus on a variant of MR that includes random flips (*thermal fluctuations*) and study analytically the effect of the degree dispersity on the phase diagram. To do so, we introduce *dichotomous networks*, in which there are two sorts of nodes, each sort being characterized by a degree k_1 or k_2 . It is shown that the system undergoes a transition from a disordered phase to an ordered phase for weak enough random effects (\sim low temperature). Our main results are that the location of this transition depends on the degree dispersity $\alpha \equiv k_2/k_1$. Moreover, the system is shown to exhibit non-equipartition of the average *magnetization* (e.g. each sort of nodes is characterized by a different average) when $\alpha \neq 1$. This is observed in the ordered **and** in the disordered phase.

Majority Rule. – The network is composed of N nodes, each of them endowed with an opinion o_i that can be α or β . At each time step, one of the nodes is randomly selected. Two processes may take place. i) With probability q , the selected node s randomly changes its opinion:

$$\begin{aligned} o_s &\rightarrow \alpha && \text{with probability } 1/2, \\ o_s &\rightarrow \beta && \text{with probability } 1/2. \end{aligned} \quad (1)$$

ii) With probability $1 - q$, two neighbouring nodes of s are also selected and the three agents in this *majority triplet* all adopt the state of the local majority. The parameter q therefore measures the competition between individual choices, that have a tendency to randomize the system, and neighbouring interactions, that tend to homogenize the opinion of agents. In the case $q = 0$, it is well-known that the system asymptotically reaches global consensus where all nodes share the same opinion [11]. In the other limiting case $q = 1$, the system is purely random and the average (over the realizations of the random process) number of nodes with opinion α at time t , denoted by A_t , goes to $N/2$.

Homogeneous network. – In this section, we assume that the network of individuals is highly connected and homogeneous, i.e. all the nodes have the same degree. In that case, the mean-field rate equation for A_t reads

$$A_{t+1} = A_t + q\left(\frac{1}{2} - a\right) - 3(1 - q)a(1 - 3a + 2a^2), \quad (2)$$

where $a_t = A_t/N$ is the average proportion of nodes with opinion α . The term proportional to q accounts for the random flips and the last term for local majorities. This comes from the fact that the probability for two nodes α (β) and one node β (α) to be selected is $3a^2(1 - a)$ ($3a(1 - a)^2$), so that the total contribution to the evolution of A_t is

$$W = 3(a^2(1 - a) - a(1 - a)^2) = -3a(1 - 3a + 2a^2). \quad (3)$$

Let us stress that eq. (3) differs from eq. (2) of [10] by a factor 3. In [10], this factor could be absorbed in the time scale as it did not play a relevant role. It is straightforward to show that $a = 1/2$ is always a stationary solution of eq. (2), as expected from symmetry reasons. This is obvious after rewriting the evolution equation for the quantities $\Delta = A - N/2$ and $\delta = a - 1/2$

$$\Delta_{t+1} = \Delta_t + \frac{\delta}{2} (3 - 5q - 12(1 - q)\delta^2), \quad (4)$$

from which one finds that the symmetric solution $a = 1/2$ ceases to be stable when $q < 3/5$, and that the system reaches the following asymmetric solutions in that case

$$a_- = \frac{1}{2} - \sqrt{\frac{3 - 5q}{12(1 - q)}}, \quad a_+ = \frac{1}{2} + \sqrt{\frac{3 - 5q}{12(1 - q)}}. \quad (5)$$

The system therefore undergoes an order-disorder transition at $q = 3/5$. Under this value, a collective opinion has emerged due to the *imitation* between neighbouring nodes. Let us stress that eqs. (5) respectively converge to $a_- = 0$ and $a_+ = 1$ in the limit $q \rightarrow 0$.

Degree heterogeneity. – The main goal of this Letter is to understand how the degree distribution of the underlying network affects collective behaviours as those of the previous section. Contrary to more phenomenological approaches, where the effects of the degree heterogeneity are brought to light by comparing the behaviour of a model on several kinds of networks [14] (e.g. Erdős-Renyi, scale-free, etc), we prefer to address the problem from an analytical and more fundamental point of view. To do so, we generalize homogeneous networks in the most natural way by considering random networks whose nodes may be divided into two classes, the nodes in different classes being characterized by a different degree, k_1 or k_2 . This binary mixture, that we call a *dichotomous network* is particularly suitable in order to reveal the role of degree distribution. Indeed, the degree dispersity is tunable through the parameter $\alpha = k_2/k_1$. When $\alpha \rightarrow 1$, one recovers an homogeneous network.

The underlying topology is therefore determined by the values k_1 and k_2 , and by N_{k_1} and N_{k_2} that are the number of nodes of each class. In the following, we will assume that $N_{k_1} = N_{k_2}$ for the sake of simplicity. A more complete analysis for the full range of parameters will be considered elsewhere. We are interested in $A_{1,t}$ and $A_{2,t}$ that are the average number of nodes 1 and 2 with opinion α . By construction, each node is selected with the same probability during one time step, but those with a higher degree have a larger probability to be among the neighbours of the selected node, i.e. to be in the majority triplet. This effect will have to be taken into account in order to generalize eq. (2).

By construction, the probability that the selected node has a degree k_i is $1/2$, but the probability that the neighbour of this selected node has a degree k_j is $k_j/(k_1 + k_2)$ (one assumes that there are no correlations between the degrees of neighbouring nodes). Consequently, the probability that the selected node has a degree k_1 and that both of its selected neighbours have a degree k_2 is

$$\frac{k_2^2}{2(k_1 + k_2)^2} = \frac{\alpha^2}{2(1 + \alpha)^2}. \quad (6)$$

Similarly, the probability that the selected node has a degree k_1 , that one of its neighbours has a degree k_1 and that the other neighbour has a degree k_2 is

$$\frac{k_1 k_2}{(k_1 + k_2)^2} = \frac{\alpha}{(1 + \alpha)^2}, \quad (7)$$

while the probability that all three nodes have a degree k_1 is

$$\frac{k_1^2}{2(k_1 + k_2)^2} = \frac{1}{2(1 + \alpha)^2}. \quad (8)$$

The sum of these three probabilities is normalized and the probabilities of events when the selected node has a degree k_2 are found in the same way. Putting all contributions together, one finds the probabilities $P_{(x,y)}$ that x nodes 1 and y nodes 2 belong to the majority triplet:

$$\begin{aligned} P_{(3,0)} &= \frac{1}{2(1+\alpha)^2} \\ P_{(2,1)} &= \frac{1+2\alpha}{2(1+\alpha)^2} \\ P_{(1,2)} &= \frac{2\alpha+\alpha^2}{2(1+\alpha)^2} \\ P_{(0,3)} &= \frac{\alpha^2}{2(1+\alpha)^2}, \end{aligned} \quad (9)$$

where the normalization $\sum_{xy} P_{(x,y)} = 1$ is verified. In order to derive the coupled equations generalizing eq. (2) for $A_{i;t}$, one needs to evaluate the possible majority processes taking place when a triplet (x, y) is selected. Let us focus on the case $(2, 1)$ as an example. In that case, the number of nodes A_1 , A_2 will change due to the contributions

$$\begin{aligned} W_{1,(2,1)} &= [2a_1a_2(1-a_1) - 2a_1(1-a_2)(1-a_1)] \\ W_{2,(2,1)} &= [a_1^2(1-a_2) - a_2(1-a_1)^2], \end{aligned} \quad (10)$$

where a_i is the proportion of nodes with opinion α in the class i . The first line accounts for cases when one node 1 and one node 2 have the same opinion but disagree with a node in 1, while the second line accounts for cases when the 2 nodes in 1 have the same opinion but disagree with the node in 2. The other situations (x, y) are treated similarly [16]. Putting all the contributions together, one arrives at the set of non-linear equations

$$\begin{aligned} A_{1;t+1} - A_{1;t} &= \frac{q}{4} - \frac{qa_1}{2} + \frac{(1-q)}{2(1+\alpha)^2} [3(a_1^2b_1 - a_1b_1^2) \\ &\quad + 2(1+2\alpha)(a_2a_1b_1 - a_1b_2b_1) \\ &\quad + (2\alpha+\alpha^2)(a_2^2b_1 - a_1b_2^2)] \\ A_{2;t+1} - A_{2;t} &= \frac{q}{4} - \frac{qa_2}{2} + \frac{(1-q)}{2(1+\alpha)^2} [3\alpha^2(a_2^2b_2 - a_2b_2^2) \\ &\quad + 2(2\alpha+\alpha^2)(a_1a_2b_2 - a_2b_1b_2) \\ &\quad + (1+2\alpha)(a_1^2b_2 - a_2b_1^2)], \end{aligned} \quad (11)$$

where b_i is the proportion of nodes with opinion β in the class i ($b_i = 1 - a_i$). One verifies by summing the equations for A_1 and A_2 that eq. (2) is recovered in the limit $\alpha = 1$ (with $a = (a_1 + a_2)/2$), as expected due to the indistinguishability of the nodes in that case.

It is easy to show that $a_1 = a_2 = 1/2$ is always a stationary solution of the above set of equations. The stability analysis is performed by looking at deviations to this solution $a_1 = 1/2 + \delta_1$, $a_2 = 1/2 + \delta_2$ and keeping only linear corrections. In the continuous time limit and after re-scaling the time units, the evolution equations for these deviations read

$$\partial_t \delta_1 = -\frac{-3+5q+2\alpha(1+q)+\alpha^2(1+q)}{4(1+\alpha)^2} \delta_1$$

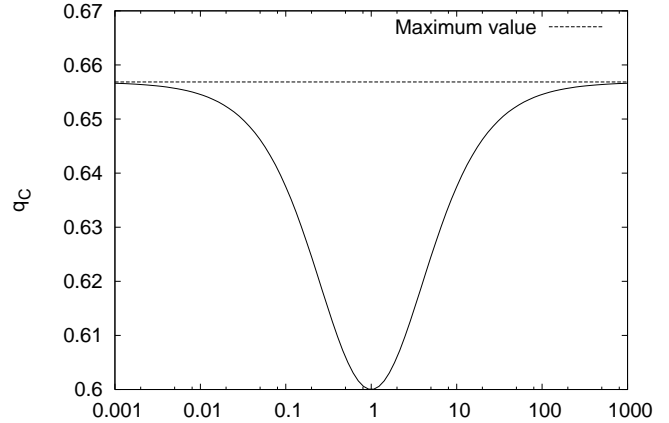


Fig. 1: Location of the order-disorder transition q_C as a function of α . The x-scale is logarithmic in order to make the symmetry $\alpha \leftrightarrow \alpha^{-1}$ clear.

$$\begin{aligned} &+ \frac{(1+4\alpha+\alpha^2)(1-q)}{2(1+\alpha)^2} \delta_2 \\ \partial_t \delta_2 &= -\frac{1+q+2\alpha(1+q)+\alpha^2(-3+5q)}{4(1+\alpha)^2} \delta_2 \\ &+ \frac{(1+4\alpha+\alpha^2)(1-q)}{2(1+\alpha)^2} \delta_1. \end{aligned} \quad (12)$$

The stability analysis requires to look at the eigenvalues of the above evolution matrix and to find the critical value of q at which the real part of one eigenvalue becomes positive. Lengthy calculations lead to

$$q_C(\alpha) = \frac{8 - 16\alpha + 8\alpha^2 + 16\sqrt{K}}{24 + 16\alpha + 24\alpha^2 + 16\sqrt{K}} \quad (13)$$

where $K = 2 + 8\alpha + 16\alpha^2 + 8\alpha^3 + 2\alpha^4$. In the limiting case $\alpha \rightarrow 1$, one recovers the known result $q_C = 3/5$. It is also possible to verify (see fig. 1) that this relation is symmetric under the changes $\alpha \leftrightarrow \alpha^{-1}$, i.e. under an exchange of nodes 1 and 2. Moreover, the maximum value is obtained for $\alpha \rightarrow 0$ and $\alpha \rightarrow \infty$, $q_C(0) = q_C(\infty) = (1 + 2\sqrt{2})/(7 + 2\sqrt{2})$. Our first conclusion is therefore that the location of the order-disorder transition depends in a non-trivial way on the degree dispersity α , even though these deviations remain of small magnitude (maximum 10%).

In order to elucidate the behaviour of a_1 and a_2 below q_C , we have performed numerical integration of eqs. (11). It appears (see fig. 2) that a_1 and a_2 reach different asymptotic values $a_{1,\infty} \neq a_{2,\infty}$ and that the class of nodes with the higher degree exhibit larger deviations to $1/2$ than the other class. This may be understood by the fact that nodes with a higher degree are more often selected in majority triplets, thereby triggering their tendency to reach consensus. In order to evaluate this non-equipartition of the average opinion between the two species of nodes, we introduce the ratio $\Delta = \delta_2/\delta_1$. One observes that $\Delta = 1$ when $\alpha = 1$ and that increasing values of α lead to increasing values of Δ at fixed q .

We tackle this problem from an analytical point of view by focusing on the limit $q \rightarrow 0$ and looking for small de-

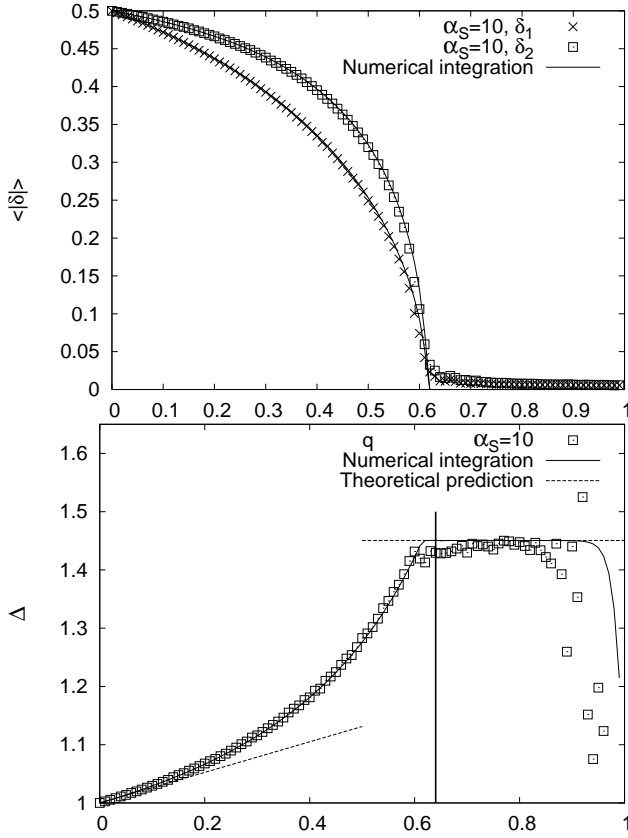


Fig. 2: Bifurcation diagram of $\delta_i(q)$ (upper figure) and $\Delta(q)$ (lower figure) for $\alpha = 3.162$ ($\alpha_S = 10$). Solid lines are the asymptotic solutions obtained by integrating numerically eqs. (11). Simulation details are found in the main text. In the lower figure, the dashed line correspond to the theoretical predictions eq. (15) and eq. (17). The vertical line indicates the value of q above which δ is measured during the relaxation to $\delta_i = 0$, and not anymore in the asymptotic state $\delta_i \neq 0$.

viations to global consensus $a_i = 0 + \epsilon_i$. By inserting this development into eqs. (11) and keeping linear terms, it is straightforward to show that the asymptotic values of a_i are

$$\begin{aligned} a_1 &= \frac{1 + \alpha}{2(5 + \alpha)} q \\ a_2 &= \frac{1 + \alpha}{2(1 + 5\alpha)} q, \end{aligned} \quad (14)$$

from which one shows that

$$\Delta \approx 1 + 4 \frac{\alpha^2 - 1}{(5 + \alpha)(1 + 5\alpha)} q. \quad (15)$$

This solution is in perfect agreement with the numerical integration of eqs. (11) in the limit of small q , and is asymmetric, i.e. $\Delta(\alpha^{-1}) = \Delta(\alpha)^{-1}$ (which leads to $\Delta(\alpha^{-1}) - 1 = -(\Delta(\alpha) - 1)$ in the linear approximation) under the change $\alpha \leftrightarrow \alpha^{-1}$, as expected.

Before going further, we would like to focus on a property that may appear intriguing at first sight. Namely,

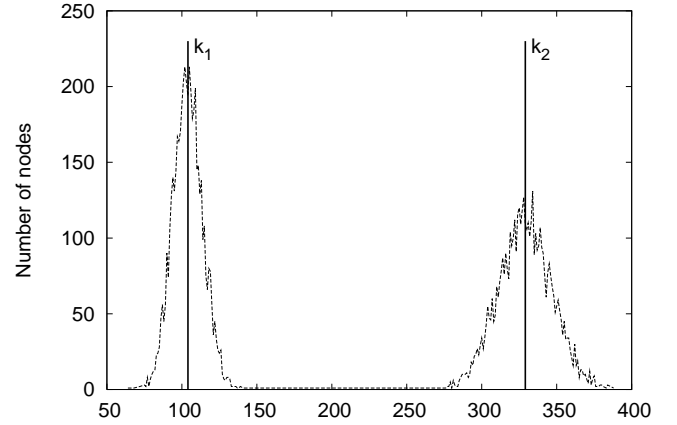


Fig. 3: Histogram of the node degrees for a dichotomous network composed of $N = 10^4$ nodes, with $p_1 = 0.005$ and $\alpha = 10$. The vertical lines indicate the average degrees $k_1 \approx 104$ and $k_2 \approx 329$ obtained from eqs. (18). By construction, the surface under each *sub-distribution* is equal to $N/2 = 5 \times 10^3$.

if one calculates the time evolution of Δ from eqs. (11) above the critical point q_C , one finds that this quantity asymptotically converges to a constant value different of zero $\Delta_\infty \neq 0$. In contrast, we have shown above that the deviations δ_1 and δ_2 go to zero for these values of q ($a_i = 1/2$ is a stable solution). Altogether, this suggests that the relaxation to the asymptotic state behaves like $\delta_1 = C_1 e^{-\lambda_1 t}$, $\delta_2 = C_2 e^{-\lambda_2 t}$, where the relaxation rates are the same $\lambda_1 = \lambda_2$ and where $C_2 = \Delta_\infty C_1$. This behaviour reminds the non-equipartition of energy taking place in inelastic gases, for which it is well-known that different components of a mixture may exhibit different partial temperatures [15]. This parallel is clear after noting the similarities between the linearized equations (11) and the equations for the partial temperatures T_i [16] obtained from Inelastic Maxwell Models [17].

By using the same methods as in [16], one writes a closed equation for Δ

$$\begin{aligned} \partial_t \Delta &= \frac{(1 - q)}{2(1 + \alpha)^2} [(1 + 4\alpha + \alpha^2) + 2(\alpha^2 - 1)\Delta \\ &\quad - (1 + 4\alpha + \alpha^2)\Delta^2] \end{aligned} \quad (16)$$

whose stationary solution is found to be

$$\Delta = \frac{(\alpha^2 - 1) + \sqrt{2}\sqrt{1 + 4\alpha + 8\alpha^2 + 4\alpha^3 + \alpha^4}}{(1 + 4\alpha + \alpha^2)}. \quad (17)$$

This relation respects the same asymmetry as eq. (15). One also verifies that Δ goes to 1 when $\alpha \rightarrow 1$ and that Δ goes to the finite values $(1 + \sqrt{2})^{-1}$ and $(1 + \sqrt{2})$ when $\alpha \rightarrow 0$ and $\alpha \rightarrow \infty$ respectively.

Simulation results. — By construction, the random steps of MR are easy to implement in a computer simulation. The only difficulty is to build the underlying dichotomous network, i.e. a network in which there are two characteristic node degrees but without internal correlations. We tackle this problem by applying a method

reminiscent of networks with *hidden variables* [18–20] and *Superstatistics* [21–23]. Namely, we first prepare N nodes and assign them hidden variables $h_i < 1$, half of the nodes receiving the hidden variable $h_i = p_1$ and the other half the hidden variable $h_i = p_2$. Next, each pair of nodes (i, j) receives a link with a probability equal to $\sqrt{h_i h_j} < 1$. Let us introduce $\alpha_S = p_2/p_1$ that measures the hidden variable dispersity. From the above definitions, one finds that the degree distributions of the nodes 1 and 2 are peaked around

$$\begin{aligned} k_1 &= \frac{N}{2}(p_1 + \sqrt{p_1 p_2}) \\ k_2 &= \frac{N}{2}(p_2 + \sqrt{p_1 p_2}). \end{aligned} \quad (18)$$

The resulting network is therefore a good candidate for dichotomous networks, where the effective $\alpha = k_2/k_1$ is related to α_S through the relation

$$\alpha = \frac{p_2 + \sqrt{p_1 p_2}}{p_1 + \sqrt{p_1 p_2}} = \frac{\alpha_S + \sqrt{\alpha_S}}{1 + \sqrt{\alpha_S}}. \quad (19)$$

The computer simulations presented in this Letter are performed with $N = 10^4$ nodes, $p_1 = 0.005$ and $\alpha = 10$ (see fig. 3), but other parameters have also been considered and lead to the same conclusions. The corresponding degree diversity is therefore $\alpha \approx 3.162$. The stationary state of MR is measured by starting the simulation from the initial condition $a_i = 1/2$ and letting the system relax toward its asymptotic state during 100 time steps/node. Afterwards, one measures $|\delta_1|$ and $|\delta_2|$ during 500 time steps/node, average over the time and over 100 realizations of the random process. This method gives an excellent agreement (see fig. 2) with the numerical integration of eqs. (11) under the critical value q_C , but it is not applicable in order to measure Δ above this critical value. This is due to the fact that non-equipartition of opinion takes place during the relaxation to the asymptotic solution $a_i = 1/2$ when $q > q_C$ and that this relaxation is indiscernible from the finite size fluctuations around $a_i = 1/2$ in the long time limit. Consequently, we use another strategy in order to measure Δ when $q > q_C$. Namely, the simulation is started from $a_i = 0.7$, but Δ is now evaluated during the relaxation, i.e. after 50 time steps/node, and averaged over 5000 realizations of the random process. These simulation results are in very good agreement with eq. (17) (at least for $q < 0.8$, above which fluctuations are very large) and confirm that Δ does not depend on q in the disordered phase.

Short discussion. — To conclude, we would like to insist on the fact that the formalism used in this Letter is very general and that it could be applied to other models for cooperative behaviour, e.g. Ising models, language dynamics, etc. In particular, we have shown that dichotomous networks are useful tools in order to examine the role of the degree distribution on the emergence of collective phenomena. The non-equipartition of opinion observed

in MR should also take place in other models for opinion formation and is certainly a striking consequence of the dependence of the agent opinion on its connectivity.

* * *

This work has been supported by European Commission Project CREEN FP6-2003-NEST-Path-012864. I would like to thank J. Rouchier, M. Ausloos and J.-P. Boon for fruitful discussions.

REFERENCES

- [1] S. GALAM, *Physica*, **274** (1999) 132.
- [2] K. SZNAJD-WERON and J. SZNAJD, *Int. J. Mod. Phys. C*, **11** (2000) 1157.
- [3] D. J. WATTS, *Proc. Natl. Acad. Sci. USA*, **99** (2002) 5766.
- [4] M. BOGŪNÁ, R. PASTOR-SATORRAS and A. VESPIGNANI, *Phys. Rev. Lett.*, **90** (2003) 028701.
- [5] L. DALL’ASTA, A. BARONCHELLI, A. BARRAT and V. LORETO, *Europhys. Lett.*, **73** (2006) 969.
- [6] A.-L. BARABÁSI and R. ALBERT, *Science*, **286** (1999) 509.
- [7] V. SOOD AND S. REDNER, *Phys. Rev. Lett.*, **94** (2005) 178701.
- [8] R. LAMBIOTTE, M. AUSLOOS and J. A. HOLYST, *Phys. Rev. E*, **?** (2007) in press.
- [9] A. BARRAT and M. WEIGHT, *Eur. Phys. J. B*, **13** (2000) 547.
- [10] R. LAMBIOTTE, S. THURNER and R. HANEL, *physics/0612025*, ().
- [11] P. L. KRAPIVSKY and S. REDNER, *Phys. Rev. Lett.*, **90** (2003) 238701.
- [12] T. M. LIGGETT, *Interacting Particle Systems* (Springer-Verlag, New York) 1985.
- [13] P. CHEN and S. REDNER, *Phys. Rev. E*, **71** (2005) 036101.
- [14] K. SUCHECKI, V. M. EGUÍLUZ and M. SAN MIGUEL, *Phys. Rev. E*, **72** (2005) 036132.
- [15] V. GARZO and J. DUFTY, *Phys. Rev. E*, **60** (1999) 1.
- [16] R. LAMBIOTTE and L. BRENIG, *Phys. Rev. E*, **71** (2005) 042301.
- [17] E. BEN-NAIM and P. L. KRAPIVSKY, *Phys. Rev. E*, **61** (2000) R5.
- [18] M. BOGŪNÁ and R. PASTOR-SATORRAS, *Phys. Rev. E*, **68** (2003) 036112.
- [19] A. FRONCZAK AND P. FRONCZAK, *Phys. Rev. E*, **74** (2006) 026121.
- [20] S. ABE and S. THURNER, *Phys. Rev. E*, **72** (2005) 036102.
- [21] C. BECK, *Phys. Rev. Lett.*, **87** (2001) 180601.
- [22] C. BECK AND E. G. D. COHEN, *Physica A*, **322** (2003) 267.
- [23] M. AUSLOOS and R. LAMBIOTTE, *Phys. Rev. E*, **73** (2006) 11105.