

# Participation Costs Dismiss the Advantage of Heterogeneous Networks in Evolution of Cooperation

**Naoki Masuda**

masuda@mist.i.u-tokyo.ac.jp

Graduate School of Information Science and Technology,  
The University of Tokyo,  
7-3-1 Hongo, Bunkyo, Tokyo 113-8656, Japan

## **Abstract**

Real social interactions occur on networks in which each individual is connected to some, but not all, of others. In social dilemma games, heterogeneity in the number of contacts per player is known to promote evolution of cooperation in a fixed population size. With positively biased payoff structure, which is customarily used in evolutionary games, players with more neighbors play more frequently, earn more, and propagate cooperation to others. However, maintaining a social contact can be costly, and so the gross payoff per participation is not necessarily positive. We show that even a relatively small participation cost extinguishes the advantage of heterogeneous networks. In this situation, more connected players are charged more so that they are no longer spreaders of cooperation. If participation is even more costly, those with fewer contacts win and guide the evolution. Although the baseline payoff modulated by the participation cost is irrelevant in homogeneous networks, it drastically affect evolution on heterogeneous networks.

## **1 Introduction**

Cooperation of individuals is a key phenomenon at many different scales. Many small organisms and social animals including humans alike show altruistic behavior even when being selfish is apparently optimal for an individual. Emergence of altruism in

situations of social dilemmas can be explained by various mechanisms, such as kin selection, direct reciprocity, and indirect reciprocity (1). Altruism is also provided by spatial reciprocity derived from the viscosity of populations (1–3). In reality, players involved in a social game are not well-mixed as assumed in many studies but preferentially interact with others nearby. As an extreme case, players can be aligned on a spatially structured graph such as the square lattice. Then cooperators form close-knit clusters of conspecifics to survive the invasion of selfish defectors. Maintenance of such clusters is much more difficult in well-mixed populations modeled by the random graph and the all-to-all connected network.

To be more realistic, players often inhabit networks of social contacts more complex than the square lattice, the random graph, and the all-to-all connected network (4). First, real social networks are small-world, implying the combination of abundant localized interactions, as in the square lattice, and sufficient shortcuts that connect seemingly remote players, as in the random graph. Second, players are heterogeneous in terms of the number of contacts with others. An extreme case of this is the scale-free network in which the number of neighbors is distributed according to the power law. In conventional networks, the number of neighbors is the same for everybody (regular lattices and the all-to-all connected network) or distributed with a narrow tail (so-called Erdős-Renyí random graph). Even though not all social networks are scale-free, the number of neighbors is naturally heterogeneous.

Recently, it was shown that such heterogeneous networks promote evolution of cooperation in symmetrical two-person games with dilemma, namely, the Prisoner's Dilemma, the snowdrift game, and the stag hunt game. Particularly, scale-free networks are strong amplifiers of altruism owing to broad distributions of the number of neighbors (5–9). In these studies, the gross payoff, namely, the typical payoff obtained through one interaction, is positively biased. Then it is worth participation, and this is the key to enhanced cooperation. For illustration, we denote by hot players those with many neighbors, such as hubs (players with many neighbors) (10). Cold players are those with a small number of neighbors, such as leaves in a network. Hot players are allowed in more rounds of the game than cold players per unit time. Then hot players earn

more than cold players because of ‘base’ payoffs that are proportional to the number of neighbors. As a result, hot players are more successful in disseminating their strategies. Particularly, cooperation once adopted by a hub is stable, and so altruism is spread via hubs.

This situation is realized by two-person games that consist of all nonnegative payoff values or positively biased payoff matrices (5–9). To our knowledge, this assumption has been made in all the existing studies of games on heterogeneous networks (e.g. (11–16)) and coevolutionary dynamics of network structure and strategies (17–19) (but see a general framework in (20; 21)). Such payoff matrices give priority to hot players. However, they win not because they play well but because they are connected to many others.

In this paper, we critically reexamine the effect of heterogeneous networks on emergence of cooperation. In real games, participation in the game may be costly. A connection to a neighbor implies building and maintaining communication, and this cost is actually modeled in some economic models of network formation (22–24). Expensive entry fees would dismiss the premium of hot players, and then the altruism may not be promoted on heterogeneous networks.

We study two-person games with the participation cost on networks of a fixed size. We show that there are three regimes depending on how costly participation is. First, when participation is inexpensive as in most studies, we confirm the known result: cooperation is enhanced on heterogeneous networks. Second, when the participation cost is intermediate, the effect of the game and that of the network are comparable. In this situation, altruism does not develop on heterogeneous networks. Third, when participation is very costly, initial strategies of cold players propagate to other players, with hot players myopically following what cold players do. With the low and high participation cost, networks rather than the rule of the game dominate the evolutionary dynamics. In the intermediate regime, evolution is most sensitive to the game structure.

## 2 Model

We compare effects of two types of networks on the evolution of cooperation. A diluted well-mixed population is modeled by the regular random graph in which each player has 8 neighbors that are chosen randomly from the population. Heterogeneous networks are modeled by the scale-free network model proposed by Barabási and Albert (BA model), in which the number of neighbors denoted by  $k$  follows the power law  $p(k) \propto k^{-3}$  (25). Note that many real networks support  $p(k) \propto k^{-\gamma}$  for a wide range of  $k$ , with  $\gamma$  typically falling between 2 and 3 (4). The average number of neighbors in the scale-free networks is set equal to 8 for fair comparison with the regular random graph. Both types of networks consist of  $n = 5000$  players.

To probe the network effect, we consider only two simple strategies without memory, namely, unconditional cooperation and unconditional defection. The initial fraction of cooperators is denoted by  $c_0$ . In one generation, everybody participates in the two-person game with all the neighbors. The payoff matrix will be specified in the next section.

Each player tends to copy successful strategies in its neighborhood. We apply the update rule compatible with the replicator dynamics, following the previous literature (6–8). Suppose that player  $x$  with  $k_x$  neighbors has obtained generation-payoff  $P_x$ . To update the strategy,  $x$  selects a player  $y$  among the  $k_x$  neighbors with equal probability ( $= 1/k_x$ ). Then  $x$  copies  $y$ 's strategy with probability  $(P_y - P_x) / \{\max(k_x, k_y) \cdot [\text{uppermost payoff in one game} - \text{lowermost payoff in one game}] \}$  if  $P_y > P_x$ . The denominator is the normalization constant so that the replacement probability ranges between 0 and 1. If  $P_y \leq P_x$ , the strategy of  $x$  is unchanged. All the players experience updating according to this rule synchronously. This completes one generation.

Each evolutionary simulation consists of 5000 generations. The final fraction of cooperators denoted by  $c_f$  is calculated as the average fraction of cooperators based on the last 1000 generation of 5 runs with different initializations for each network and 5 different realizations of the network.

## 3 Results

### 3.1 Prisoner's Dilemma

We first examine how the participation cost affects the level of altruism in the Prisoner's Dilemma. We start with the payoff matrix of the simplified Prisoner's Dilemma given by

$$\begin{array}{cc} & \begin{array}{cc} C & D \end{array} \\ \begin{array}{c} C \\ D \end{array} & \begin{pmatrix} 1 & 0 \\ T & 0 \end{pmatrix} \end{array} \quad (1)$$

The entries of Eq. (1) indicate the payoff that the row player gains when playing against an opponent, who is the column player. The first (second) row and column correspond to cooperation (defection). The Prisoner's Dilemma arises when  $T > 1$ , and larger  $T$  results in more defectors. With participation cost  $h$ , the payoff matrix becomes

$$\begin{pmatrix} 1-h & -h \\ T-h & -h \end{pmatrix}. \quad (2)$$

Note that the introduction of  $h$  preserves the structure of the Prisoner's Dilemma as far as  $T > 1$ . Scale-free networks amplify cooperation when participation is costless ( $h = 0$ ) (6–8).

Figure 1 presents the final fraction of cooperators  $c_f$  with  $T$  and  $h$  varied. The level of cooperation is not affected by  $h$  on the regular random graph (Fig. 1(a)). Because each player has the same number of neighbors, participation cost does not differentiate the players.

By contrast,  $h$  has a dramatic influence for the scale-free networks, as shown in Fig. 1(b). We found three qualitatively different scenarios, which roughly correspond to (I)  $h \leq 0.25$ , (II)  $0.25 \leq h \leq 2$ , and (III)  $h \geq 2$ . The transition between (II) and (III) is fairly gradual.

#### 3.1.1 Regime (I): Costless Participation

When  $h \leq 0.25$ , participation is costless, and hot players such as hubs are strong competitors regardless of the strategies of their cold neighbors. Hot players gain more

because they play more often than cold cooperators and cold defectors do (26). As a result, cooperation spreads from hot players to their cold neighbors. This increases the local density of cooperators around the hot players so that hot players gain more by mutual cooperation. Cooperation triggered by hot players is self-promotive so that the fraction of cooperators in the entire population can become large. Defective hot players may also win for a moment. However, defection then prevails in their neighborhood so that hot defectors can no longer exploit the neighbors because of mutual defection. This results in a null generation-payoff of hot defectors so that they can be outperformed by their cold neighbors. A hot player sticks to cooperation but not to defection.

In sum, heterogeneous networks enhance cooperativity, which recovers the previous work corresponding to  $h = 0$  (6–9). Note that this regime encompasses  $h < 0$ , that is, when gifts are given for participation so that every player always wins a positive payoff.

To illuminate on different dynamics of hot and cold players, we measure how often different players flip the strategy during the transient. As shown in Fig. 2, colder players experience more flips when  $h \leq 0.25$ . They myopically follow what hotter players do until cooperation on hubs is fixated and propagated to these cold players. Hot players are spreaders of cooperation. Cooperation on hubs is stabilized in an early stage, yielding less flips of hotter players.

### 3.1.2 Regime (II): Moderately Expensive Participation

Interestingly, cold players spread their strategies to hot players when  $h \geq 0.25$  (regimes (II) and (III)), which is opposite to what occurs in regime (I). For this reason, enhanced cooperation diminishes, even with a relatively small participation cost.

Regime (II) is defined by small to intermediate  $h$  ( $0.25 \leq h \leq 2$ ). Now the payoff structure is as important as the network structure. When  $h = 0.3$ , scale-free networks surpass the regular random graph in terms of the number of cooperators only for  $1 \leq T \leq 1.4$ . When  $h = 0.6$ , this range shrinks to  $1 \leq T \leq 1.1$ . The privilege of scale-free networks is entirely lost when  $h = 1$ . In regime (II), hot players flip strategies more than cold players (Fig. 2;  $h \geq 0.25$ ), which contrasts to regime (I) ( $h \leq 0.25$ ).

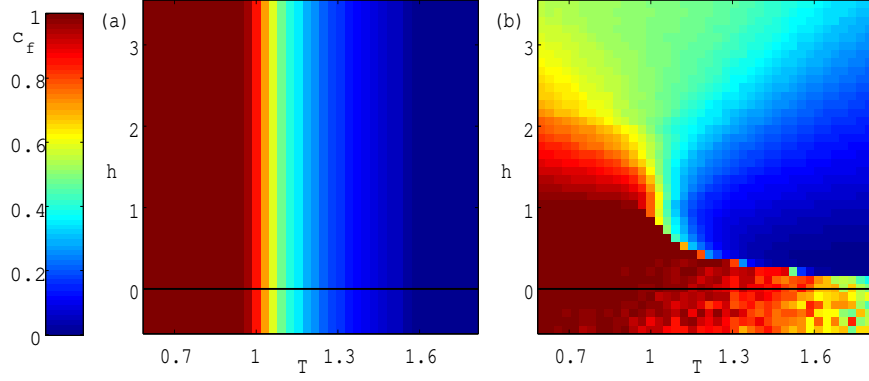


Figure 1: The Prisoner's Dilemma on networks with participation costs. The initial fraction of cooperators  $c_0 = 0.5$ . The final fraction of cooperators ( $c_f$ ) for (a) the regular random graph and (b) the scale-free networks.

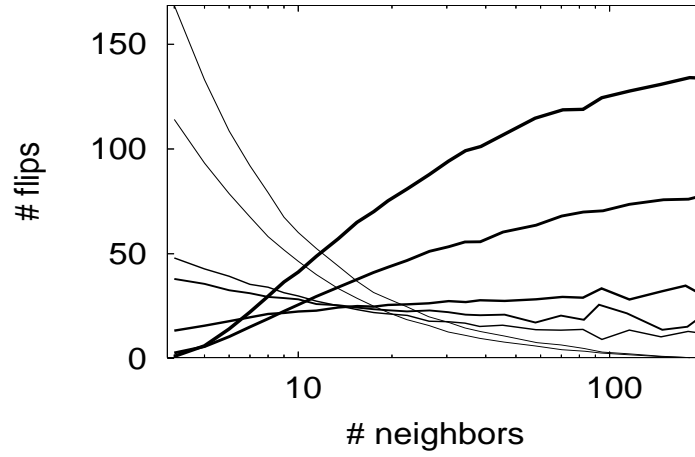


Figure 2: Frequency of strategy flips in the Prisoner's Dilemma on the scale-free networks. The average number of flips per player is plotted as a function of the number of neighbors. The lines correspond to  $h = 0$  (thinnest line), 0.2, 0.23, 0.24, 0.25, 0.3, and 0.5 (thickest line). The payoff matrix is given by Eq. (2) with  $T = 1.5$ .

Hubs no longer conduct the dynamics.

### 3.1.3 Regime (III): Costly Participation

When  $h$  is roughly greater than 2, participation is really costly. Then cold players with any strategy surpass hot players and govern the dynamics. This is not because cold players are tactical but because they play less often and lose less than hot players. Cold players persist in their initial strategies to be reproduced on hot neighbors. Then, the final fraction of cooperators  $c_f$  remains almost the same as the initial fraction  $c_0$  regardless of  $T$  (Fig. 1(b)).

Figure 3 shows sample time courses of the cooperator fraction for various values of  $c_0$ . On scale-free networks,  $c_f$  is roughly equal to  $c_0$  in regime (III) (Fig. 3(d)). Let us remark that dependence on initial conditions also appears in regime (II) (Fig. 3(c)), for which cooperation prospers only for large  $c_0$ . The dependence of  $c_f$  on  $c_0$  diminishes in regime (I) despite large fluctuation (Fig. 3(b)). Also on the regular random graph, the dependence on  $c_0$  is absent (Fig. 3(a)).

We observe qualitatively the same effects of participation costs in other network models. The scale-free networks based on the configuration model (without growth and preferential attachment) and the Erdős-Renyí random graph promote altruism in regime (I), albeit to a lesser extent than the BA model (6–8). However, these heterogeneous networks do not enhance altruism in regimes (II) and (III) (results not shown).

## 3.2 Snowdrift Game

The snowdrift game originates from a situation of two drivers caught in a snowdrift. For the two cars to get out, which is equivalent to payoff  $\beta(> 1)$  to both drivers, the snow must be shoveled away. A total effort of unity must be invested to this task. Two players may cooperate to share the cost so that each pays  $1/2$ . Alternatively, one player may cover the full cost. Otherwise, both may refuse to be altruistic to miss the benefit  $\beta$ . Different from the Prisoner's Dilemma, cooperation deserves even when the other player defects.



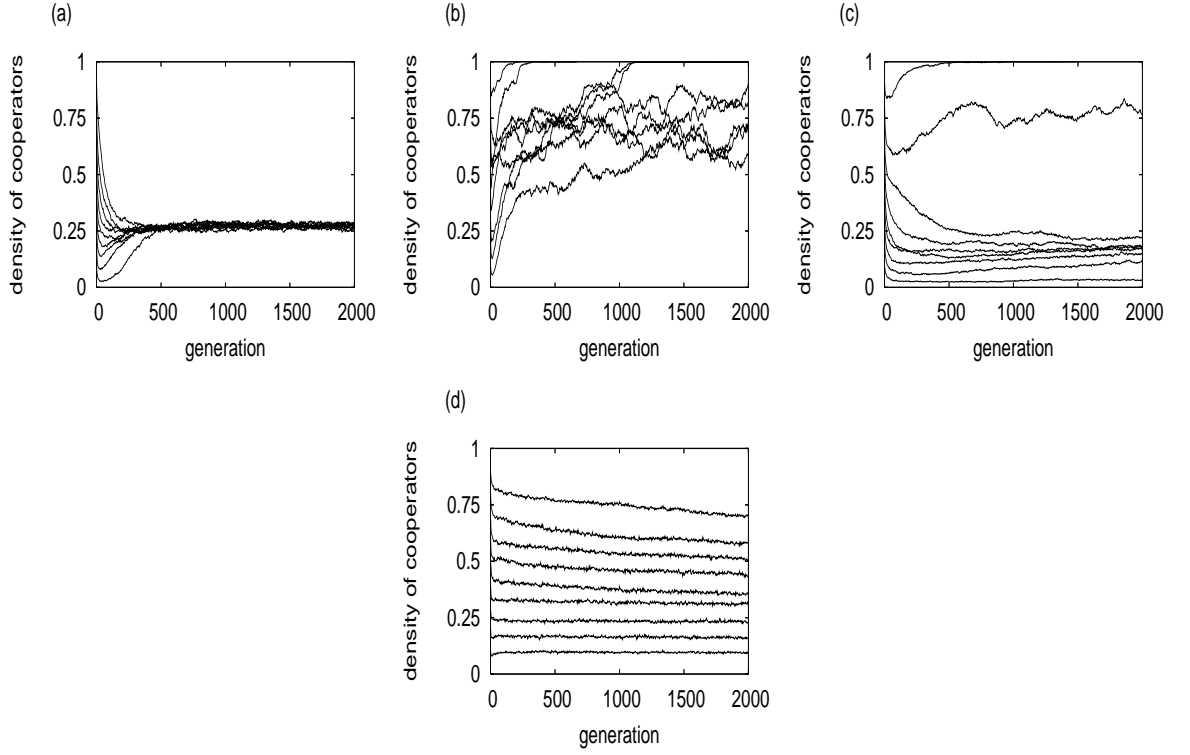


Figure 3: Final fractions of cooperators  $c_f$  for  $c_0 = 0.1, 0.2, \dots, 0.9$  in the Prisoner's Dilemma. We set  $T = 1.2$ . (a) The regular random graph with  $h = 0$ , and the scale-free networks with (b)  $h = 0$  (regime (I)), (c)  $h = 0.5$  (regime (II)), and (d)  $h = 2$  (regime (III)).

If the participation is free, the payoff matrix of the snowdrift game is given by

$$\begin{array}{cc} & \begin{array}{cc} C & D \end{array} \\ \begin{array}{c} C \\ D \end{array} & \begin{pmatrix} \beta - 1/2 & \beta - 1 \\ \beta & 0 \end{pmatrix} \end{array} \quad (3)$$

In this case, heterogeneous networks reinforce evolution of cooperation as in the Prisoner's Dilemma (6–8). The participation cost shifts the payoff matrix with the structure of the snowdrift game preserved. The payoff matrix is translated to

$$\begin{pmatrix} \beta - 1/2 - h & \beta - 1 - h \\ \beta - h & -h \end{pmatrix}. \quad (4)$$

As shown in Fig. 4(a), the participation cost  $h$  does not influence  $c_f$  on the regular random graph. The fraction of cooperators converges to the theoretical estimate  $c_f = 1 - r$ , where  $r = 1/(2\beta - 1)$  is the cost-to-benefit ratio (27). If cooperation is relatively costly with a small  $\beta$  (large  $r$ ), cooperators decrease in number.

On heterogeneous networks, how the fraction of cooperators depends on the payoff structure, which is parameterized by  $r$ , differs by the participation cost. We again find three types of  $r$ -dependence. By varying  $h$ , one can gradually go from one regime to another, as shown in Fig. 4(b). The scale-free networks can be superior to the regular random graph in the enhancement of cooperation, only when  $h$  is near zero or negative (regime (I)). In this situation, hot players distribute cooperation to cold players. The advantage of the scale-free networks is neutralized by intermediate  $h$  (roughly speaking,  $h \cong 1$ ), which defines regime (II). Note that the reduction of cooperation is not as much as that for the Prisoner's Dilemma. With large  $h$  (roughly speaking,  $h \geq 2$ ),  $c_f$  is rather insensitive to the game structure (regime (III)). In regimes (II) and (III), dominant strategies spread from cold to hot players.

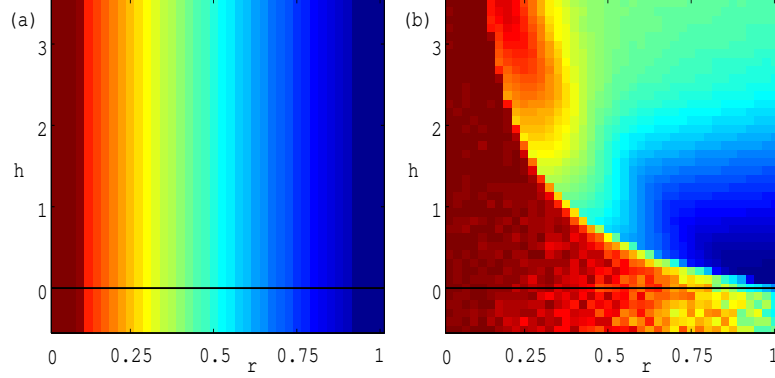


Figure 4: The snowdrift game on (a) the regular random graph and (b) the scale-free networks. We set  $c_0 = 0.5$ .

### 3.3 General Games

With the participation cost incorporated, general symmetrical two-person games with two strategies are represented by

$$\begin{array}{cc} & C & D \\ \begin{array}{c} C \\ D \end{array} & \begin{pmatrix} R-h & S-h \\ T-h & P-h \end{pmatrix} \end{array} \quad (5)$$

In accordance with the previous sections, we denote the strategy corresponding to the first (second) row and column by cooperation (defection). As  $T$  increases, players are tempted to defect, and  $c_f$  decreases. As  $S$  decreases, players would not cooperate so that they are not exploited by defectors. Therefore,  $c_f$  decreases. The Prisoner's Dilemma, the snowdrift game, and the stag hunt game, are defined by  $T > R > P > S$ ,  $T > R > S > P$ , and  $R > T > P > S$ , respectively. An additional condition  $2R > T + S$  is usually assumed for the Prisoner's Dilemma so that payoffs of two players sum up to be larger with mutual cooperation than with unilateral cooperation.

We remove these restrictions on the payoff values to deal with general games. Because multiplying each element of Eq. (5) by a common constant modifies just the time scale of evolution, there are three free parameters in the payoff matrix. Accordingly, we set  $R = 1$  and  $P = 0$  and vary  $T$ ,  $S$ , and  $h$ .

In Fig. 5(a),  $c_f$  for  $h = 0$  is plotted for the regular random graph. As expected, the number of cooperators increases with  $T$  and decreases with  $S$ . The results are independent of  $h$  because all the players have the same number of neighbors and are charged the same participation cost per generation.

For the scale-free networks, we plot  $c_f$  measured in the  $T$ - $S$  parameter space that are sliced out by fixing four values of  $h$  (Fig. 5(b-e)). In this way we confirm the three regimes, extending the results shown in Figs. 1 and 4 in terms of the variety of the game. First, without the participation cost, evolution of cooperation is promoted on the scale-free networks (Fig. 5(b)), which reproduces the previous work (7). Cooperation is strengthened in the Prisoner's Dilemma ( $T > 1, S < 0$ ), the snowdrift game ( $T > 1, S > 0$ ), and also the stag hunt game ( $T < 1, S < 0$ ). Second, the advantage of the heterogeneity is lost for a wide range of  $T$  and  $S$  when  $h = 0.5$  (Fig. 5(c)) and  $h = 1$  (Fig. 5(d)). Third, when participation is very costly ( $h = 2$ ), the evolutionary dynamics is governed by the initial condition. Defectors survive even without dilemma ( $S > 0, T < 1$ ), and considerable cooperators survive under the Prisoner's Dilemma (Fig. 5(e)). These paradoxical results yield because the effect of players' actions is smeared as  $h$  increases. Note that  $c_f$  shown in Fig. 5(e) is sensitive to  $c_0$ , which is fixed to be a half in the numerical simulations.

## 4 Discussion

### 4.1 Summary of Results

We have discovered that the cost of participation casts a dramatic effect on the dynamics of evolutionary games on heterogeneous networks. This is because players are charged different amounts of fees per generation depending on the number of neighbors with whom they play. By contrast, the evolution in well-mixed populations and on the regular lattices is invariant under changes in the participation cost, which affects everybody alike.

Specifically, we have found three regimes. When participation is nearly free (regime (I)), networks with heterogeneous numbers of neighbors per player, such as the scale-

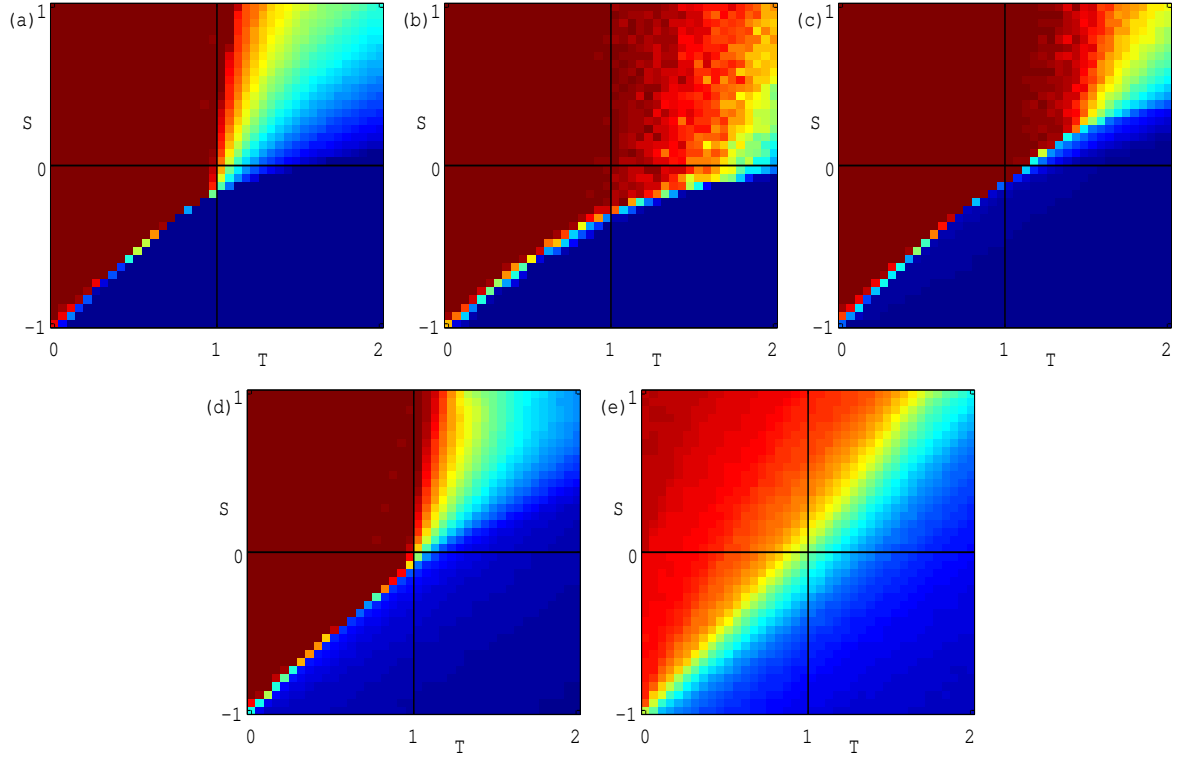


Figure 5: Final fractions of cooperators  $c_f$  in the  $T$ - $S$  space for (a) the regular random graph and the scale-free networks with (b)  $h = 0$ , (c)  $h = 0.5$ , (d)  $h = 1$ , and (e)  $h = 2$ . We set  $c_0 = 0.5$ .

free networks, promote cooperation (5–9). This is because the cooperation adopted by hot players, namely, players with many neighbors, is robust against invasion of cold players with whatever strategy. Hot players have advantage there. When the participation cost is intermediate (regime (II)), cooperators do not really increase on heterogeneous networks. Quantitatively speaking, scale-free networks can be even detrimental to altruism than homogeneous networks are. When participation is expensive (regime (III)), cold players are strong regardless of strategies, and hot players myopically follow whatever cold players do. This is opposite to what happens in regime (I). If the participation were voluntary in regime (III) (28), the loners that abstain from playing the game would be dominant (24).

Although the boundaries are not sharp, these three regimes are distinguished based on population behavior for a wide class of games encompassing the Prisoner’s Dilemma, the snowdrift game, and the stag hunt game. We have focused on a standard growing scale-free network model (BA model) and confirmed our results on a nongrowing scale-free network model and the random graph. The results are expected to be robust against the choice of the network model.

To our knowledge, almost all the existing work on evolutionary games on networks used the nonnegative or positively biased payoffs, which belong to regime (I). Although the advantage of heterogeneity is manifested in this regime, the payoff matrix will fall in regime (II) or (III) even with a relatively small participation cost. Therefore, the enhanced cooperation emphasized in these previous papers is not robust. To understand games on networks, we have to take into account a wider family of payoff matrices than conventionally used ones. In the present work, an additional dimension of the payoff matrix is provided by the participation cost.

Our results will remain valid with more sophisticated strategies, although we have assumed only unconditional cooperators and defectors. The three regimes must be also distinguished in coevolutionary dynamics of strategies and network structure, where players can form and sever links as well as play against neighbors. So far, only regime (I) where hubs can boost cooperation has been explored for evolutionary games (5–9; 12; 13; 15; 29) and coevolutionary dynamics (17–19; 26; 30), except a brief examination

in (21).

## 4.2 What is to Play Games on Networks?

One way to circumvent the heterogeneity effect without introducing the participation cost is to use homogeneous networks in which everybody has the same number of neighbors. The square lattice (3), variants of small-world and random graphs without the dispersion of the number of neighbors (31; 32), and cycles in which everybody is connected to two players (10; 33) serve to this end. Pair approximation is useful for understanding evolution on homogeneous networks (34). Evolution on a heterogeneous network and on its homogeneous counterpart can look similar (11), but such consistency is not guaranteed in general. Because heterogeneity cannot be neglected in most real networks (4), homogeneous networks are too restrictive.

For general networks, one can eliminate the heterogeneity effect by using average payoffs (dividing the generation-payoff of each player by the number of neighbors). This quantity is independent of the number of neighbors. This normalization is adopted in studies of evolutionary games on standard small-world networks, which are endowed with some heterogeneity, (35), scale-free networks (9), hierarchical networks (16), real networks (14), and multipopulation replicator dynamics in which the numbers of contacts depend on the strategy (36).

However, this normalization spoils the notion of game. To see this, let us consider three players arranged as shown in Fig. 6. Player B, a hot player with two contacts, plays twice more than players A and C do. If A pays cost  $c$  to benefit B by  $b$  ( $> c$ ) and C does the same, a total value of  $2(b - c)$  is created in the network. After the normalization, A and C lose  $c$ , respectively, whereas B earns  $2b/2 = b$ . This implies that two altruistic actions, one contributed by A and another by C, yield only  $b$ ;  $2b - b = b$  has gone away. Similarly, if B donates to A and C, A and C gain  $b$ , and B loses  $2c/2 = c$ . A net value  $2b$  is produced out of  $c$ . In reality, values do not emerge out of scratch or disappear for nothing. This caveat holds for more general games and networks.

Therefore we assumed that a player simply sums up the payoffs obtained by playing

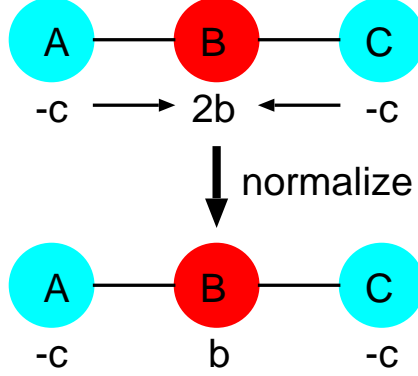


Figure 6: Game on a network of three players.

with its neighbors. The same framework is used in evolutionary games on diluted spatial networks (29), the small-world networks (12; 15), the random graphs with the poisson degree distribution (5; 13; 15), scale-free networks (6–9), and dynamically changing networks (17; 18; 20; 26; 30).

### 4.3 Setting Payoff Structure

Let us assume that total payoffs, not average payoffs, are used in updating strategies. For well-mixed populations and regular lattices, evolution is invariant under uniform addition of a constant to the payoff matrix (e.g. participation cost) and uniform multiplication of a positive constant. These transformations leave two free parameters in the payoff matrix. On heterogeneous networks, evolutionary dynamics are conserved under multiplication but not under addition. The loss of cooperation under positive affine transformation of the payoff matrix is also pointed out in (21). Then there are three free parameters that have been chosen to be  $S$ ,  $T$ , and  $h$  in Fig. 5.

When participation is costless (regime (I)) or very costly (regime (III)), the network structure, but not the rule of the game, determines the evolution. Only when participation is moderately costly (regime (II)), the game is relevant. There we have found that cooperation is not enhanced by introducing heterogeneous networks.

Regime (II) originates from balanced payoff values. The balance implies that some



payoff values are positive and others are negative and that their average, or the gross payoff, is not far away from 0. Even though we can arbitrarily set the ‘origin’ of the payoff matrix by modulating the participation cost in homogeneous populations, this operation is disallowed in heterogeneous populations. Balanced payoff matrices may be relevant to many real situations. One way to balance a payoff matrix is to introduce moderate participation costs, as has been done in this work. Moreover, in an equivalent of the snowdrift game called the chicken game, players try to avoid both being labeled chicken and crashing into a miserable disaster. The corresponding payoff matrix can be balanced or negatively biased because the benefit of mutual cooperation, or  $\beta - 1/2 - h$  in Eq. (4), may be null or even negative (27). Also in practical situations such as environmental problems, political conflicts, and human relationships, the best one could get is often the least disastrous, but not really wonderful, solution.

It is generally difficult to quantitatively determine payoffs in nature. However, we need to be aware of their absolute values when considering game dynamics on heterogeneous networks. This paper is a first step to establishing a notion of game on complex interaction networks.

## Acknowledgements

We thank Hisashi Ohtsuki and Eizo Akiyama for valuable discussions and critical reading of the manuscript.

## References

- [1] Nowak, M. A. (2006) *Science* **314**, 1560–1563.
- [2] Axelrod, R. (1984) *Evolution of Cooperation* (Basic Books, New York, NY).
- [3] Nowak, M. A. & May, R. M. (1992) *Nature* **359**, 826–829.
- [4] Newman, M. E. J. (2003) *SIAM Rev.* **45**, 167–256.
- [5] Durán, O. & Mulet, R. (2005) *Physica D* **208**, 257–265.

- [6] Santos F. C. & Pacheco J. M. (2005) *Phys. Rev. Lett.* **95**, 098104.
- [7] Santos F. C., Pacheco J. M. & Lenaerts T. (2006) *Proc. Natl. Acad. Sci. U.S.A.* **103**, 3490–3494.
- [8] Santos, F. C., Rodrigues, J. F. & Pacheco, J. M. (2006) *Proc. R. Soc. B* **273**, 51–55.
- [9] Santos F. C. & Pacheco J. M. (2006) *J. Evol. Biol.* **19**, 726–733.
- [10] Lieberman, E., Hauert, C. & Nowak, M. A. (2005) *Nature* **433**, 312–316.
- [11] Cohen, M. D., Riolo, R. L. & Axelrod R. (2001) *Rationality and Society* **13**, 5–32.
- [12] Abramson, G. & Kuperman, M. (2001) *Phys. Rev. E* **63**, 030901(R).
- [13] Ebel, H. & Bornholdt S. (2002) *Phys. Rev. E* **66**, 056118.
- [14] Holme, P., Trusina, A., Kim, B. J. & Minnhagen, P. (2003) *Phys. Rev. E* **68**, 030901(R).
- [15] Ifti, M., Killingback, T. & Doebeli, M. (2004) *J. Theor. Biol.* **231**, 97–106.
- [16] Vukov, J. & Szabó, G. (2005) *Phys. Rev. E* **71**, 036133.
- [17] Zimmerman, M. G. & Eguíluz, V. M. (2005) *Phys. Rev. E* **72**, 056118.
- [18] Eguíluz, V. M., Zimmerman, M. G., Cela-Conde, C. J. & San Miguel, M. (2005) *Am. J. Sociol.* **110**, 977–1008.
- [19] Santos, F. C., Pacheco, J. M. & Lenaerts, T. (2006) *PLoS Comput. Biol.* **2**, 1284–1291.
- [20] Pacheco, J. M., Traulsen, A. & Nowak, M. A. (2006) *J. Theor. Biol.* **243**, 437–443.
- [21] Tomassini, M., Luthi, L. & Pestelacci, E. (2006) arXiv:physics/0612225.
- [22] Jackson, M. O. & Wolinsky, A. (1996) *J. Econ. Th.* **71**, 44–74.

- [23] Bala, V., & Goyal, S. (2000) *Econometrica* **68**, 1181–1229.
- [24] Goyal, S. & Vega-Redondo, F. (2005) *Games and Econ. Behav.* **50**, 178–207.
- [25] Barabási, A. -L. & Albert, R. (1999) *Science* **286**, 509–512.
- [26] Skyrms B. (2004) *The stag hunt and the evolution of social structure* (Cambridge University Press, Cambridge, UK).
- [27] Hofbauer, J. & Sigmund, K. (1998) *Evolutionary games and population dynamics* (Cambridge University Press, Cambridge, UK).
- [28] Hauert, C., De Monte, S., Hofbauer, J. & Sigmund, K. (2002) *Science* **296**, 1129–1132.
- [29] Nowak, M. A., Bonhoeffer, S. & May, R. M. (1994) *Int. J. Bifu. Chaos* **4**, 33–56.
- [30] Skyrms, B. & Pemantle, R. (2000) *Proc. Natl. Acad. Sci. U.S.A.* **97**, 9340–9346.
- [31] Masuda, N. & Aihara, K. (2003) *Phys. Lett. A* **313**, 55–61.
- [32] Szabó, G. & Vukov, J. (2004) *Phys. Rev. E* **69**, 036107.
- [33] Ohtsuki, H. & Nowak, M. A. (2006) *Proc. R. Soc. B* **273**, 2249–2256.
- [34] Ohtsuki, H., Hauert, C., Lieberman, E. & Nowak, M. A. (2006) *Nature* **441**, 502–505.
- [35] Kim, B. J., Trusina, A., Holme, P., Minnhagen, P., Chung, J. S. & Choi, M. Y. (2002) *Phys. Rev. E* **66**, 021907.
- [36] Taylor, C. & Nowak, M. A. (2006) *Theor. Pop. Biol.* **69**, 243–252.