

Clusterization, frustration and collectivity in random networks

Anna Mańka, Krzysztof Malarz and Krzysztof Kułakowski*

*Faculty of Physics and Applied Computer Science,
AGH University of Science and Technology,
al. Mickiewicza 30, PL-30059 Kraków, Euroland*

*kulakowski@novell.ftj.agh.edu.pl

February 5, 2020

Abstract

We consider the random Erdős–Rényi network with enhanced clusterization and Ising spins $s = \pm 1$ at the network nodes. Mutually linked spins interact with energy J . Magnetic properties of the system as dependent on the clustering coefficient C are investigated with the Monte Carlo heat bath algorithm. For $J > 0$ the Curie temperature T_c increases from 3.9 to 4.4 when C increases from almost zero to 0.3. These results deviate from the theory of uncorrelated networks. For $J < 0$ and negligible clusterization we observe a slight maximum of the thermal dependence of the magnetic susceptibility, hidden by the Curie contribution from free spins. For $C > 0.16$ the system relaxes with time t to thermal equilibrium as $t^{-\alpha}$, with $\alpha \approx 0.3$.

PACS numbers: 89.65.-s, 64.90.+b

Keywords: random networks; phase transitions;

1 Introduction

Research on systems with random topology was initialized by Paul Flory in 1941 [1, 2], but they reappeared only about nine years ago [3] as a subject of great interdisciplinary interest with applications in many sciences, from transport to biology [4, 5, 6]. Most of effort is concentrated on the topological structure of growing networks, where the scale-free degree distribution has been found. However, progress is achieved in the science of networks as a whole.

In particular, networks provide a convenient basis of modelling social systems [7]. However, the structure of social networks remains debatable. As it was discussed by Michael Schnegg [8], the actual topology of a social network depends on social relations in the society. Schnegg investigated six small-scale societies, mostly African ones. The degree distribution of three of them were found to be close to decreasing functions with some fluctuations, whereas the other three displayed a maximum. As the determinant of what allows to differ between these two groups, Schnegg proposed the amount of reciprocity; when it is large, the model degree distribution is close to the Poisson function, known to appear in the classical Erdős–Rényi random networks ([4, 10]. When the reciprocity is small, the system is supposed to be close to a scale-free network [8]. It seems that the topology of a social structure varies from one society to another, and various kinds of networks can be appropriate in different cases. We

note only that, as remarked in Ref. [9], the clustering coefficient in the social networks is much larger than in the Erdős–Rényi networks.

On the other hand, the topology itself does not reflect the richness of behaviour of the social systems, and it is worthwhile to develop a theoretical description of these systems with more degrees of freedom. The simplest method is to decorate the network nodes $i = 1, \dots, N$ with additional variables, as Ising spins $s_i = \pm 1$. These variables are not statistically independent. The system total energy is given as $E = -J/2 \sum_{ij} s_i s_j$, where the summation goes via all connected pairs of nodes/spins and J is the so-called exchange integral. Two basic cases: ferromagnetic interaction ($J > 0$) which prefers the same sign of neighboring spins, and antiferromagnetic interaction ($J < 0$), which prefers their opposite signs, are to be discussed in separately; for a recent review see [11]. In each case, the interaction competed with some noise, commonly modeled as the thermal noise. In numerous cases, a variation of the noise intensity leads to a phase transition, from the phase with ordered spins (low noise) to the phase of disordered spins (large noise). The amount of noise where the ordered phase disappears is comparable to the Curie temperature in ferromagnets. In fact, spin degrees of freedom ruled by some stochastic evolution has been used many times to describe social processes, as for example the opinion dynamics [12]. In these works, ordering of spins can be treated as a demonstration of a collective behaviour despite of the presence of noise. The noise level is measured by parameter T and usually called temperature. Then the probability of move in the system states space from state ‘1’ of energy E_1 to the state ‘2’ of energy E_2 may be given by the probability $p_{1 \rightarrow 2} = [1 + \exp(2\Delta E/T)]^{-1}$, where $\Delta E = E_2 - E_1$. Such dynamic rule is termed as the heat-bath algorithm [13]. When we deal with the social systems, a society can be modeled by the network and the Curie temperature (T_c) can be treated as a measure of an ability of a society to a collective action. This ability is expected to depend on the topology of interpersonal bonds. In terms of magnetism, the Curie temperature depends on the topology of the investigated network [14].

The case of antiferromagnetic interaction is of special interest for socio-physics. As it was argued only recently [15], a dichotomous behaviour is found in some circumstances, as buying or selling [16]. Another example is the dove or hawk strategy [17]. In this case the topology of the social network is particularly important because of the geometrical frustration effect, which removes the unique and deep minimum of the magnetic energy. Instead, numerous local stable or metastable states appear, and the structure of the set of these states remains unsolved [18]. We note in passing that the dynamics of the magnetic behaviour of antiferromagnetic growing networks was found to be surprisingly rich [19].

Here we are interested in the Erdős–Rényi random network decorated with Ising spins, with ferromagnetic or antiferromagnetic interaction. To enhance the clusterization coefficient, we apply the algorithm proposed by Holme and Kim in Ref. [20] for the growing networks; it is easy to generalize it for the random networks. Our aim is to investigate, how the clustering influences the system behaviour.

The Curie temperature for the random network was obtained already by Sumour et al. [21]. However, up to our knowledge the clusterization coefficient has not been varied in these networks. Recently, similar problem for $J > 0$ was also considered [22] in the hierarchical network, designed by Watts et al.

[23]. In that network, the clustering was controlled by the probability of linking different clusters. Varying it, one moved from the random network to a set of separate clusters. The obtained Curie temperature varied from $3.8J$ to zero in a step-like way, very sharply. Owing to algorithmic/numerical peculiarities of the hierarchical network, the size of the system investigated in [22] was limited. Also, the clustering led the system to split into subnetworks, what does not occur in our case. In the antiferromagnetic case $J < 0$, the uncorrelated network is believed to show the spin-glass phase at low temperature [24, 25]. As all J 's are negative, there is no bond disorder; the frustration is introduced by the disorder of the network structure and it is purely geometrical [26].

2 The results

At the first stage of the simulation, a random Erdős–Rényi network is constructed. The starting point is a set of $N = 10^6$ nodes. A link is placed between each two nodes with the probability p . Next, the clustering is enhanced according to the receipt in Ref. [20]: nodes are selected with two or more neighbours, and a new link is placed between each pair of these neighbours with probability r selected as to get the average degree $\langle k \rangle = 4$.

The clusterization coefficient C is defined as the average over nodes $i = 1, \dots, N$ of the local coefficient C_i , where

$$C_i = \frac{2y_i}{k_i(k_i - 1)} \quad (1)$$

k_i is the degree of i -th node *i.e.* the number of nodes linked to i , and y_i is the actual number of links between these k_i nodes. The maximal value of C_i is one. In our system, the coefficient C varies from almost zero (when $p = 4/N$ and $r = 0$) to 0.3 (when $p = 2.5/N$ and $r = 0.19$). This enhancement appears to influence the degree distribution. As it is shown in Fig. 1, the plot is Poissonian for small C , but deviates from this curve for $C = 0.3$.

The magnetic behaviour of the system is also influenced by the clusterization. Let us start from the ferromagnetic case, where the exchange integral J is set to $+1$. We calculate the average magnetization $M = \sum_i s_i / N$ against temperature, $M(T)$, for $r = 0$. Initially, all spins are set to $+1$, and the time average is taken after N_t timesteps from another N_t timesteps. One timestep is equivalent to N attempts to flip a spin. For the comparison with the results of [21], the calculations for $\langle k \rangle = 4$ are repeated for $\langle k \rangle = 3$ and $\langle k \rangle = 2$, $N = 10^4$. The obtained curves for the squared magnetization are presented in Fig. 2. As we see, the obtained Curie temperature increases with $\langle k \rangle$. Also, the mean-field-character of the system is confirmed, as it was concluded in [21], because the curves $M^2(T)$ are approximately linear. For $\langle k \rangle = 2$, the value of the Curie temperature, $T_c/J \approx 1.7$ agrees with the one obtained in [21]. For $\langle k \rangle = 4$, the value of the Curie temperature $T_c/J \approx 3.8$ agrees with the result of [22] for the case of random network, where the homophily parameter $\alpha = -\ln 2$ (for the discussion of the interpretation of α see Ref. [23]). We note also that the analytical solution [14] for the uncorrelated random networks with the Poissonian degree distribution

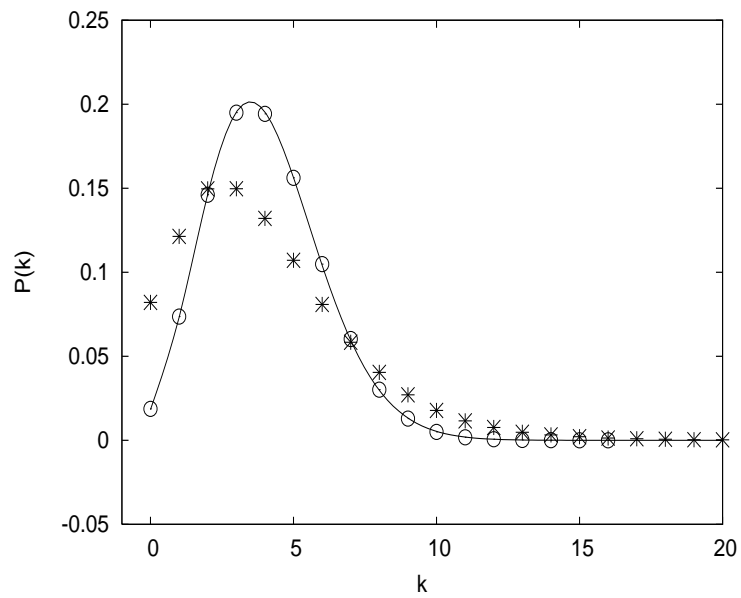


Figure 1: The degree distribution for the random network with $C \approx 0$ (circles) and $C = 0.3$ (stars), for $N = 10^6$ nodes. The solid line is the Poisson distribution for $\langle k \rangle = 4$ and $C \approx 0$; there, $\langle k^2 \rangle = 20$. For $C = 0.3$ the simulation gives $\langle k^2 \rangle = 25$.

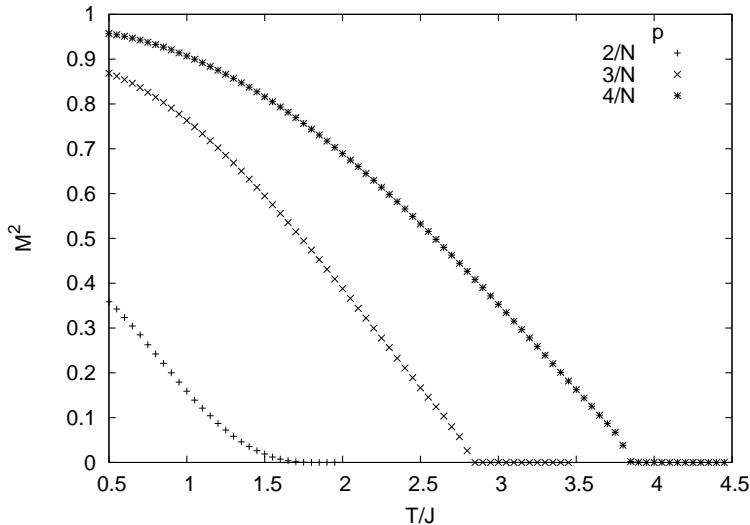


Figure 2: Thermal dependence of the squared magnetization for $J > 0$, $N = 10^4$ nodes, $r = 0$. The mean node degree $\langle k \rangle$ is 2 (left curve), 3 (middle) and 4 (right curve). ($N_{\text{iter}} = 2 \cdot 10^4$).

$$\frac{J}{T_c} = \frac{1}{2} \ln \left(\frac{\langle k^2 \rangle}{\langle k^2 \rangle - 2\langle k \rangle} \right) \quad (2)$$

gives $T_c/J = 3.91, 2.88$ and 1.82 for $\langle k \rangle = 4, 3$ and 2 , respectively. The obtained values are slightly smaller. The differences are due mainly to the finite-size effect.

These calculations were repeated again for $\langle k \rangle = 4$, $J > 0$, $r > 0$ and a larger network, i.e. $N = 10^6$. The results shown in Fig. 3 indicate, that the Curie temperature increases with the clustering coefficient C . This increase could follow from the increase of the second moment $\langle k^2 \rangle$ of the degree distribution. However, as shown in Fig. 4, the theoretical estimation of Eq. (2) exceeds the observed value of T_c . The same is true for the more general formula [11]

$$\frac{J}{T_c} = \frac{1}{2} \ln \left(\frac{z_2 + z_1}{z_2 - z_1} \right) \quad (3)$$

where $z_1 = \langle k \rangle = 4$, and z_2 is the number of second neighbours.

In the antiferromagnetic case ($J < 0$) the disordered topology of the random network does not allow to investigate the staggered magnetization as the order parameter. We made an attempt to calculate the magnetic susceptibility against temperature. For the lattice antiferromagnets, it is the susceptibility maximum at given temperature what marks an existence of the phase transition. Indeed, we found an indication of such a transition for the case $p = 0$, where the clusterization coefficient vanishes. This is a weak minimum of the magnetic susceptibility near $T/J = 1$ (Fig. 5), partially hidden by the Curie-like term proportional to $1/T$ at low temperatures, produced by some free spins. These results are obtained from the spin-spin correlation function at zero field; the

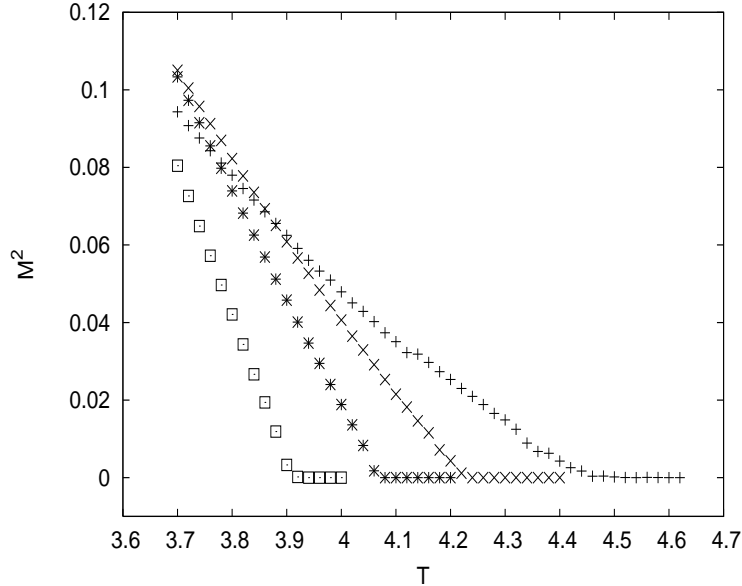


Figure 3: Thermal dependence of the squared magnetization for $J > 0$, different values of C , and $N = 10^6$ nodes. The mean node degree $\langle k \rangle = 4$. The clustering coefficient $C \approx 0, 0.1, 0.2$ and 0.3 from left to right. After 10^4 timesteps of relaxation from the saturated state, the magnetization is calculated for each temperature as an average over the network and over subsequent 10^4 timesteps; in one timestep, each spin is attempted to flip.

other method, i.e. the field derivative of the magnetization, gives noisy results and the maximum is not visible.

As the clusterization coefficient C increases, the frustration plays a larger and larger role and the system is not able to find the thermal equilibrium. We observe an increasing difference of the susceptibilities calculated with two different methods, mentioned above. The system is found to relax slowly to equilibrium; we can measure this relaxation by evaluating the difference in the susceptibilities. As it is demonstrated in Fig. 6, this difference varies with time t as $t^{-\alpha}$. The exponent α seems to be close to 0.3, as shown in Fig. 7; its possible universality or a dependence on the parameters remains to be investigated.

3 Discussion

New results obtained for the ferromagnetic case indicate that the enhancement of the clusterization by additional links invalidates the assumption of the lack of correlations, which is usually made in the theory [14] of random networks. Namely, the loops introduced with the probability r do not allow to treat the network as a tree. This is the origin of the difference between the theoretical results and the simulations, shown in Fig. 4. Still, the observed increase of the Curie temperature is partially due to the increase of the second moment $\langle k^2 \rangle$

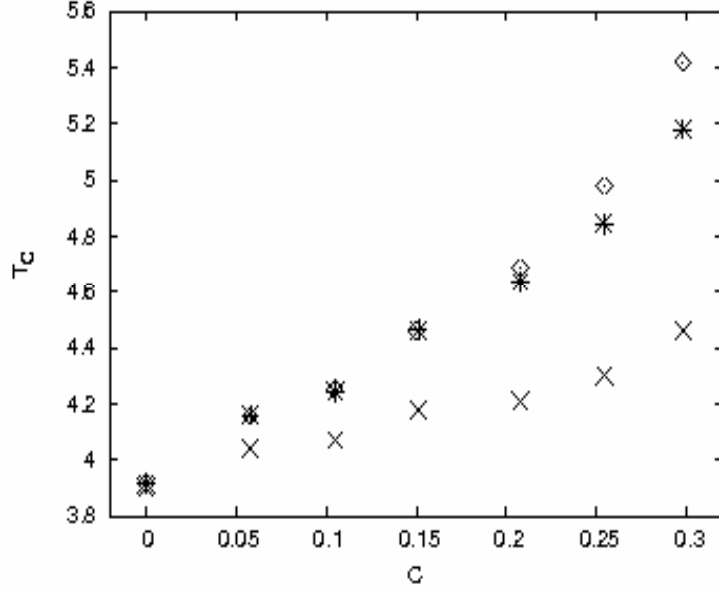


Figure 4: The Curie temperature obtained from the simulation (crosses), from Eq. (2) (stars) and from Eq. (3) (rhombs).

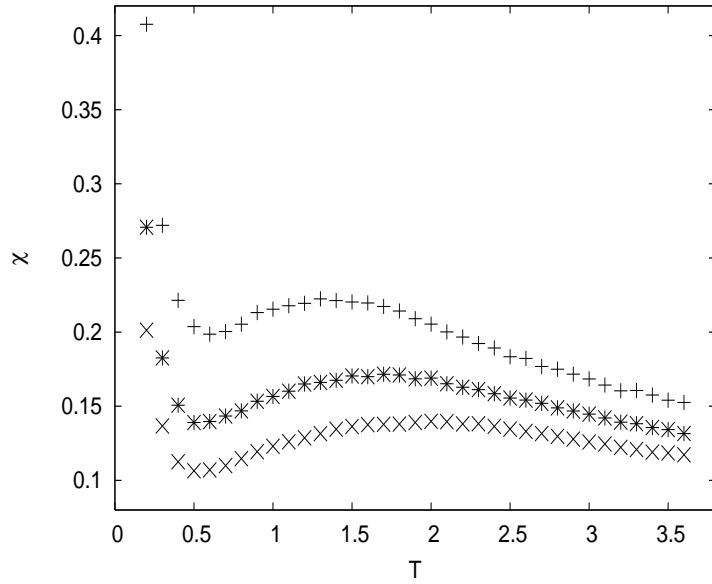


Figure 5: The magnetic susceptibility $\chi(T)$ for the case $J < 0$, C negligible, calculated from the spin-spin correlation function for $\langle k \rangle = 3, 4, 5$ (crosses, stars and X-s, respectively).

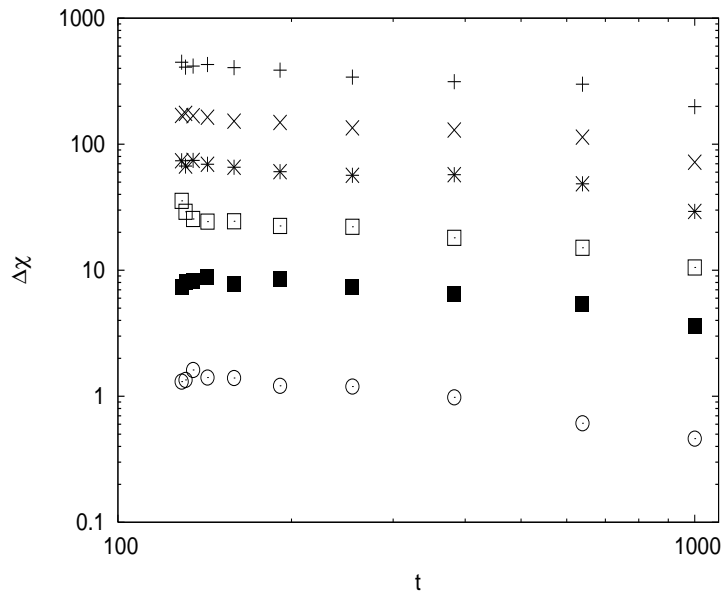


Figure 6: Time dependence of the difference between magnetic susceptibilities calculated with two different methods: from the numerical field derivative of the magnetization and from the correlation function at zero field for $J < 0$, $T/|J| = 0.5$ and different values of the clusterization coefficient C . $C = 0.3, 0.275, 0.25, 0.225, 0.2$ and 0.16 from top to bottom. Initial state is the saturated one. Each point is an average over 100 timesteps. For clarity of the plots, the points are binned logarithmically.

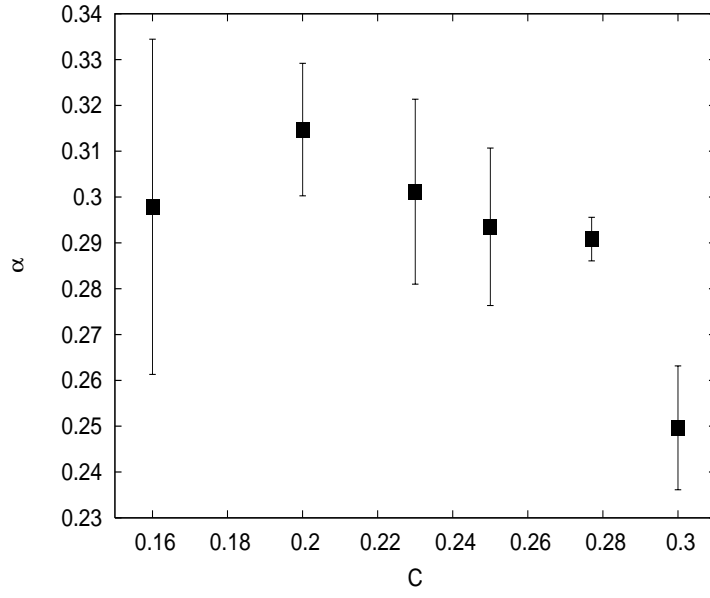


Figure 7: Values of the coefficient α against the clusterization coefficient C . Each point is the average of the coefficients obtained from 10 plots of the time dependences of $\Delta\chi$, each for $N = 10^6$. The fitting is done with using all data except initial 129 timesteps. The error bars mean the standard deviations of the mean values.

of the degree distribution. The actual value of the Curie temperature for larger C is smaller, than predicted by the theory [14]. In other words, the assumption on the lack of loops in the network does not work when the clusterization is enhanced by creating triangles.

For the antiferromagnetic case, the situation is more complex. For negligible clusterization, the weak maximum of the magnetic susceptibility near $T/J \approx 2$ suggests an existence of a phase transition, apparently between the paramagnetic and the spin-glass phase. This maximum is hidden by the contribution of free spins, which is proportional to T^{-1} . For $C > 0.2$, we could not obtain the state of thermal equilibrium. The difference between the magnetic susceptibilities calculated with two different methods is an indicator of the lack of thermal equilibrium. This difference is found to vary with time t as $t^{-\alpha}$. Both the lack of equilibrium and the power law of the relaxation suggest the presence of the spin-glass state.[27]. For small values of C , the number of small loops (including triangles) is limited and the role of the frustration is maybe negligible. It seems possible that we could even speak about an additional phase transition near $C = 0$, where the system ceases its ability to find the ground state. This phase transition was discussed in terms of the graph-coloring in Ref. [28], and the power law relaxation was found there to appear just in the case when the number of links in the network exceeds some critical value.

To maintain the social interpretation, we can state that the case of a ferromagnet the smooth increase of the Curie temperature with the coefficient C marks the fact that the ordered phase is less fragile if the system has the clustered structure. Considering an antiferromagnet we take into account that effects of social interactions are sometimes incoherent, that the society can be polarized in some way and that it is possible that increasing the density of social ties can be in conflict with an ability to find best solutions to everyday problems. In this sense, geometrical frustration combined with noise can reproduce some social phenomena which disable a coherent social action. A next step to reflect features of the society should be to consider a distribution of positive and negative interaction of different sizes. This, however, requires much larger numerical effort. Still it seems that the influence of the density of frustration on the relaxation of the system should be similar to our results.

Acknowledgements

The authors are grateful to Dietrich Stauffer for helpful suggestions and critics. The calculations were performed in the ACK Cyfronet, Cracow, grants No. MNiSW /SGI3700 /AGH /030/ 2007 and MNiSW /IBM BC HS21 /AGH /030 /2007.

References

- [1] P. Flory, Am. J. Phys. **63** (1941) 3083.
- [2] D. Stauffer, [arXiv:0704.3849](https://arxiv.org/abs/0704.3849).
- [3] D. J. Watts and S. H. Strogatz, Nature **393** (1998) 440.

- [4] R. Albert and A.-L. Barabási, *Rev. Mod. Phys.* **286** (2002) 47.
- [5] S. N. Dorogovtsev and J. F. F. Mendes, *Adv. Phys.* **51** (2002) 1079.
- [6] M. E. J. Newman, *SIAM Rev.* **45** (2003) 167.
- [7] D. J. Watts, *Annu. Rev. Sociol.* **30** (2004) 243.
- [8] M. Schnegg, *Int. J. Mod. Phys. C* **17** (2006) 1067.
- [9] M. E. J. Newman, *Phys. Rev. E* **64** (2001) 046132.
- [10] B. Bollobás, *Random Graphs*, Cambridge UP, Cambridge 2001.
- [11] S. N. Dorogovtsev, A. V. Goltsev and J. F. F. Mendes, [arXiv:0705.0010](#).
- [12] F. Schweitzer and J. Hołyst, *Eur. Phys. J. B* **15** (2000) 723.
- [13] C. Michael, *Phys. Rev. B* **33** (1986) 7861.
- [14] S. N. Dorogovtsev, A. V. Goltsev and J. F. F. Mendes, *Phys. Rev. E* **66** (2002) 016104.
- [15] G. Weisbuch and D. Stauffer, *Physica A*, in press; [arXiv:physics/0612245](#) = doi.10.10.16/j.physa.2007.05.025.
- [16] D. Challet, M. Marsili and Y.-C. Zhang, *Minority Games*, Oxford UP, Oxford 2004.
- [17] P. D. Straffin, *Game Theory and Strategy*, Math. Assoc. of America, Washington 1983.
- [18] K. Binder and A. P. Young, *Rev. Mod. Phys.* **58** (1986) 801.
- [19] K. Malarz, W. Antosiewicz, J. Karpińska, K. Kułakowski and B. Tadić, *Physica A* **373** (2007) 785.
- [20] P. Holme and B. J. Kim, *Phys. Rev. E* **65** (2002) 026107.
- [21] M. A. Sumour, A. H. El-Astal, F. W. S. Lima, M. M. Shabat and H. M. Khalil, *Int. J. Mod. Phys. C* **18**, 53 (2007).
- [22] W. Wołoszyn, D. Stauffer and K. Kułakowski, *Eur. Phys. J. B*, in print ([arXiv:physics/0611153](#)).
- [23] D. J. Watts, P. S. Dodds and M. E. J. Newman, *Science* **296** (2002) 1303.
- [24] T. Castellani, F. Krzakala and F. Ricci-Tersenghi, *Eur. Phys. J. B* **47** (2005) 99.
- [25] M. O. Hase, J. R. L. de Almeida and S. R. Salinas, submitted to *J. Phys. A* ([arXiv:cond-mat/0604144](#)).
- [26] J. F. Sadoc and R. Mosseri, *Geometrical Frustration*, Cambridge UP, Cambridge 1999.
- [27] J.-P. Bouchaud, L. F. Cugliandolo, J. Kurchan and M. Mézard, in *Spin Glasses and Random Fields*, Series on Directions in Condensed Matter Physics, Vol. 12, A. P. Young (Ed.), World Scientific, Singapore, 1998.
- [28] P. Svenson and M. G. Nordahl, *Phys. Rev. E* **59** (1999) 3983.