

# Clusterization, frustration and collectivity in random networks

A. Manka, K. Malarz and K. Kulakowski

Faculty of Physics and Applied Computer Science, AGH University of Science and Technology, al. Mickiewicza 30, PL-30059 Krakow, Poland

kulakowski@novell.ftj.agh.edu.pl

September 23, 2019

## Abstract

The model system is the random Erdős-Rényi network with enhanced clusterization and Ising spins  $s_i = \pm 1$  at the network nodes. Mutually linked spins interact with energy  $J$ . Magnetic properties of the system are investigated with the Monte Carlo heat bath algorithm, as dependent on the clustering coefficient  $C$ . For  $J > 0$  the Curie temperature  $T_c$  increases from 3.9 to 4.4 when  $C$  increases from almost zero to 0.3. For  $J < 0$  and negligible clusterization we observe a slight maximum of the thermal dependence of the magnetic susceptibility. For  $C > 0.2$  the system relaxes with time to thermal equilibrium as  $t^{-\alpha}$ , where  $\alpha$  varies with  $C$ .

PACS numbers: 89.65.-s, 64.90.+b

Keywords: random networks; phase transitions;

## 1 Introduction

Systems with random topology appeared about nine years ago [1] as a subject of interdisciplinary interest with applications in many sciences, from transport to biology [2, 3, 4]. Most of effort is concentrated on the topological structure of growing networks, where the scale-free degree distribution has been found. However, progress is achieved in the science of networks as a whole. In particular, networks provide a convenient basis of modelling social systems [5]. As it was recognized many times and remarked e.g. in [6], the topology of social networks is not scale-free. They could be modeled by the classical Erdős-Rényi networks ([2, 7] but there the clustering coefficient of these networks is too small [6]. On the other hand, the topology itself does not reflect the richness of behaviour of the social systems, and it is worthwhile to develop theoretical description of these systems with more degrees of freedom. The simplest method is to decorate the network nodes  $i = 1, \dots, N$  with additional variables, as Ising spins  $s_i = \pm 1$ . These variables are not statistically independent. The system total energy is given as  $E = -J \sum_{ij} s_i s_j$ , where the summation goes via all connected pairs of nodes/spins and  $J$  is the so-called exchange integral. Two basic cases: ferromagnetic interaction ( $J > 0$ ) which prefers the same sign of neighboring spins, and antiferromagnetic interaction ( $J < 0$ ), which prefers their opposite signs, were discussed in Ref. [8] and [9], respectively. In each case, the interaction competed with some noise, commonly modeled as the thermal noise. In numerous cases, a variation of the noise intensity leads to a phase transition, from the phase with ordered spins (low noise) to the phase of disordered spins (large

noise). The amount of noise where the ordered phase disappears is comparable to the Curie temperature in ferromagnets. In fact, spin degrees of freedom ruled by some stochastic evolution has been used many times to describe social processes, as for example the opinion dynamics [10]. In these works, ordering of spins can be treated as a demonstration of a collective behaviour despite of the presence of noise. The noise level is measured by parameter  $T$  and usually called temperature. Then the probability of move in the system states space from state  $1'$  of energy  $E_1$  to the state  $2'$  of energy  $E_2$  may be given by the probability  $p_{1' \rightarrow 2'} = [1 + \exp(2 E = T))]^{-1}$ , where  $E = E_2 - E_1$ . Such dynamic rule is termed as the heat(bath) algorithm [11]. When we deal with the social systems, a society can be modeled by the network and the Curie temperature ( $T_c$ ) can be treated as a measure of an ability of a society to a collective action. This ability is expected to depend on the topology of interpersonal bonds. In terms of magnetism, the Curie temperature depends on the topology of the investigated network [12].

The case of antiferromagnetic interaction is of special interest for socio-physics. As it was argued only recently [13], a dichotomous behaviour is found in some circumstances, as buying or selling [14]. Another example is the dove or hawk strategy [15]. In this case the topology of the social network is particularly important because of the geometrical frustration effect, which removes the unique and deep minimum of the magnetic energy. Instead, numerous local stable or metastable states appear, and the structure of the set of these states remains unsolved [17]. We note in passing that the magnetic behaviour of antiferromagnetic growing networks was found to be surprisingly rich [18].

Here we are interested in the Erdős(Renyi) random network decorated with Ising spins, with ferromagnetic or antiferromagnetic interaction. To enhance the clusterization coefficient, we apply the algorithm proposed by Holme and Kim in Ref. [19] for the growing networks; it is easy to generalize it for the random networks. Our aim is to investigate, how the clustering influences the system behaviour. The Curie temperature for the random network was obtained already by Sumour et al. [20]. However, up to our knowledge the clusterization coefficient has not been varied in these networks. Recently, similar problem for  $J > 0$  was also considered [21] in the hierarchical network, designed by Watts et al. [22]. In that network, the clustering was controlled by the probability of linking different clusters. Varying it, one moved from the random network to a set of separate clusters. The obtained Curie temperature varied from  $3.8J$  to zero in a step-like way, very sharply. Owing to algorithmic/numerical peculiarities of the hierarchical network, the size of the system investigated in [21] was limited. Also, the clustering led the system to split into subnetworks, what does not occur in our case.

## 2 The results

At the first stage of the simulation, a random Erdős(Renyi) network is constructed. The starting point is a set of  $N = 10^6$  nodes. A link is placed between each two nodes with the probability  $p$ . Next, the clustering is enhanced according to the receipt [19]: nodes are selected with two or more neighbours, and a new link is placed between each pair of the neighbours with probability  $r$  selected as to get the average degree  $\langle k_i \rangle = 4$ . The clusterization coefficient  $C$  is

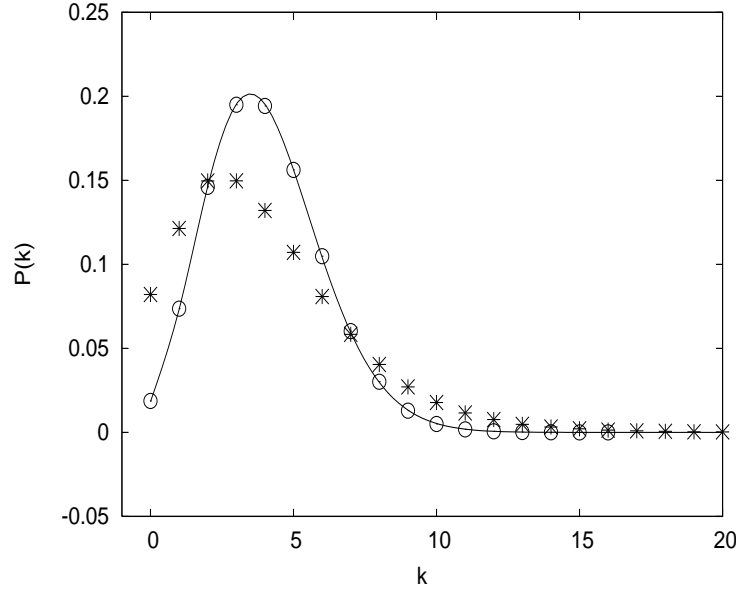


Figure 1: The degree distribution for the random network with  $C = 0$  and  $C = 0.3$ , respectively. The solid line is the Poisson distribution for  $h k_i = 4$  and  $C = 0$ ; there,  $h k_i^2 = 20$ . For  $C = 0.3$  the simulation gives  $h k_i^2 = 26$ .

defined as the average over nodes  $i = 1; \dots; N$  of the local coefficient  $C_i$ , where

$$C_i = \frac{2y_i}{k_i(k_i - 1)} \quad (1)$$

$k_i$  is the degree of  $i$ -th node i.e. the number of nodes linked to  $i$ , and  $y_i$  is the actual number of links between these  $k_i$  nodes. Maximal value of  $C_i$  is one. In our system, the coefficient  $C$  varies from almost zero (when  $p = 4=N$  and  $r = 0$ ) to 0.3 (when  $p = 2.5=N$ ). This enhancement appears to influence the degree distribution. As it is shown in Fig. 1, the plot is Poissonian for small  $C$ , but deviates from this curve for  $C = 0.3$ .

The magnetic behaviour of the system is also influenced by the clusterization. Let us start from the ferromagnetic case, where the exchange integral  $J$  is set to +1. We calculate the average magnetization  $M = \frac{1}{N} \sum_i s_i$  against temperature,  $M(T)$  for  $r = 0$ . Initially, all spins are set to +1, and the time average is taken after  $N_t$  time steps from another  $N_t$  time steps. One time step is equivalent to  $N$  attempts to flip a spin. For the comparison with the results of [20], the calculations for  $h k_i = 4$  are repeated for  $h k_i = 3$  and  $h k_i = 2$ . The obtained curves for the squared magnetization are presented in Fig. 2. As we see, the obtained Curie temperature increases with  $h k_i$ . Also, the mean-field character of the system is confirmed, as it was concluded in [20], because the curves  $M^2(T)$  are approximately linear. For  $h k_i = 2$ , the value of the Curie temperature,  $T_c = J = 1.7$  agrees with the one obtained in [20]. For  $h k_i = 4$ , the value of the Curie temperature  $T_c = J = 3.8$  agrees with the result of [21] for the case of random network, where the homophily parameter  $\gamma = \ln 2$  (for the discussion

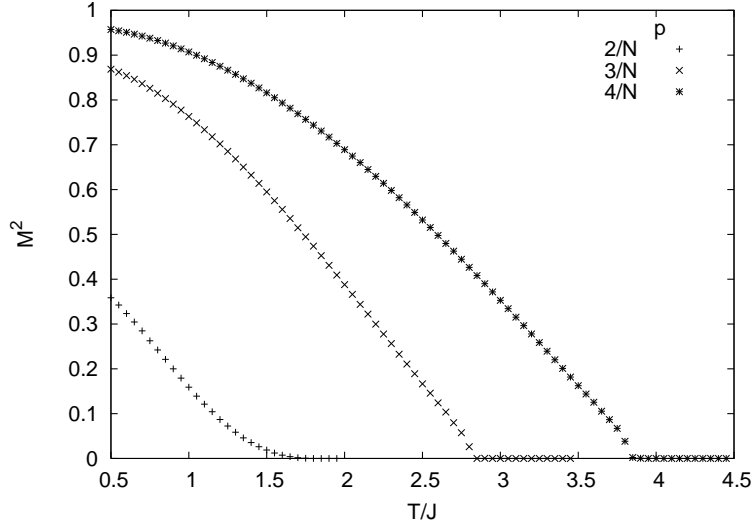


Figure 2: Temperature dependence of the squared magnetization for  $J > 0$ ,  $N = 10^4$  nodes,  $r = 0$ . The mean node degree  $\langle h_k \rangle$  is 2 (left curve), 3 (middle) and 4 (right curve). ( $N_{\text{iter}} = 2 \cdot 10^6$ ).

of the interpretation of (see Ref. [22]). We note also that the analytical solution [12] for the uncorrelated random networks with the Poissonian degree distribution

$$\frac{J}{T_c} = \frac{1}{2} \ln \frac{\langle h k^2 \rangle}{\langle h k \rangle^2 - 2 \langle h k \rangle} \quad (2)$$

gives  $T_c/J = 3.91, 2.88$  and  $1.82$  for  $\langle h k \rangle = 4, 3$  and  $2$ , respectively. The obtained values are slightly smaller. The differences are due mainly to the finite size effect.

These calculations were repeated again for  $\langle h k \rangle = 4$ ,  $J > 0$ ,  $r > 0$  and larger networks, till  $N = 10^6$ . The results shown in Fig. 3 indicate, that the Curie temperature increases with the clustering coefficient  $C$ . This increase could follow from the increase of the second moment  $\langle h k^2 \rangle$  of the degree distribution. However, as shown in Fig. 4, the theoretical estimation of Eq. (1) exceeds the observed value of  $T_c$ .

In the antiferromagnetic case ( $J < 0$ ) the disordered topology of the random network does not allow to investigate the staggered magnetization as the order parameter. We made an attempt to calculate the magnetic susceptibility against temperature. For the lattice antiferromagnets, it is the susceptibility maximum at given temperature what marks an existence of the phase transition. Indeed, we found an indication of such a transition for the case  $p = 0$ , where the clusterization coefficient vanishes. This is a weak minimum of the magnetic susceptibility near  $T = J = 1$  (Fig. 5), partially hidden by the Curie-like term proportional to  $1/T$  at low temperatures, produced by some free spins. However, as the clusterization coefficient  $C$  increases, the frustration plays larger and larger role and the system is not able to find the thermal equilibrium. We observe an increasing difference of the susceptibilities calculated with two different methods, mentioned above. The system is found to relax slowly to equilibrium; we can measure this relaxation by evaluating the difference in the susceptibili-

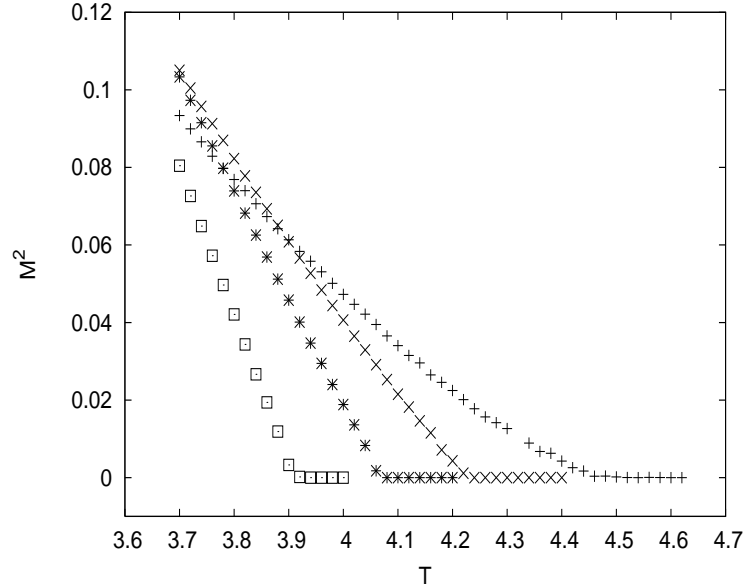


Figure 3: Thermal dependence of the squared magnetization for  $J > 0$ ,  $N = 10^6$  nodes,  $r \neq 0$ , different values of  $C$ . The mean node degree  $\langle k \rangle$  is 4. The clustering coefficient  $C = 0, 0.1, 0.2$  and  $0.3$  from left to right.

ties. As it is demonstrated in Fig. 6, this difference varies with time  $t$  as  $t^{-\alpha}$ . The exponent  $\alpha$  is not universal; it varies with the clusterization coefficient, as shown in Fig. 7.

### 3 Discussion

New results obtained for the ferromagnetic case indicate that the enhancement of the clusterization by additional links invalidates the assumptions of the theory [12] of random networks. Namely, the loops introduced with the probability  $r$  do not allow to treat the network as a tree. This is the origin of the difference between the theoretical results and the simulations, shown in Fig. 4. Still, the observed increase of the Curie temperature is partially due to the increase of the second moment  $\langle k^2 \rangle$  of the degree distribution. The actual value of the Curie temperature for larger  $C$  is smaller, than predicted by the theory [12]. In other words, the assumption on the tree-like structure of the network does not work when the clusterization is enhanced by creating triangles. This result is quite obvious.

For the antiferromagnetic case, the situation is more complex. For negligible clusterization, the weak maximum of the magnetic susceptibility near  $T = J/2$  suggests an existence of a phase transition, maybe between the paramagnetic and the antiferromagnetic phase. This maximum is hidden by the contribution of free spins, which is proportional to  $T^{-1}$ . For  $C > 0.2$ , we could not obtain the state of thermal equilibrium. The difference between the magnetic susceptibili-

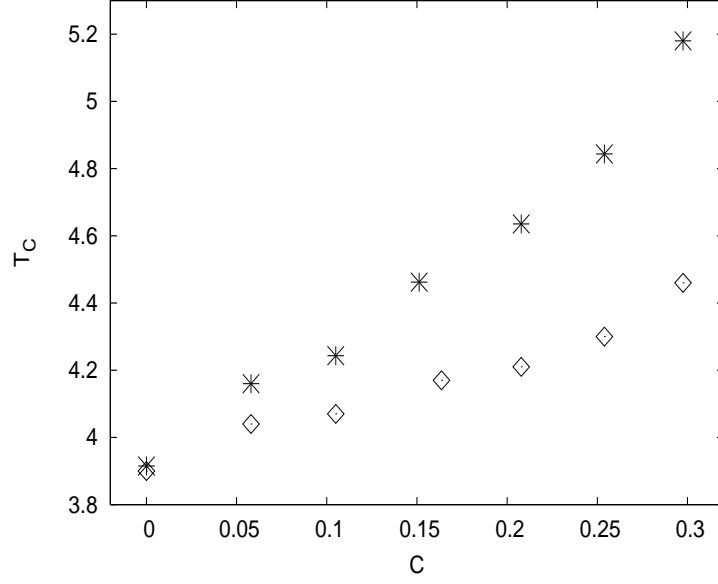


Figure 4: The Curie temperature obtained from the simulation (rhombi) and from Eq. (2) (stars).

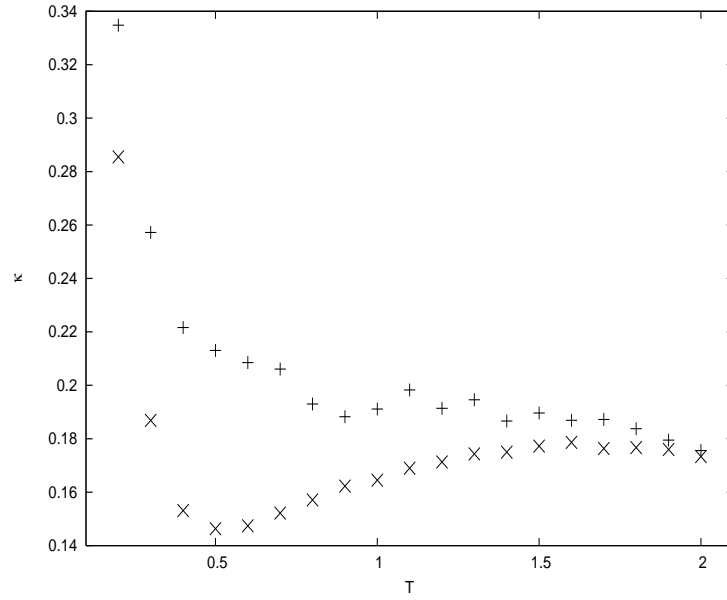


Figure 5: The magnetic susceptibility  $\chi(T)$  for the case  $J < 0$   $C$  negligible, calculated from the spin-spin correlation function (x) and from the field derivative of the magnetization (+).

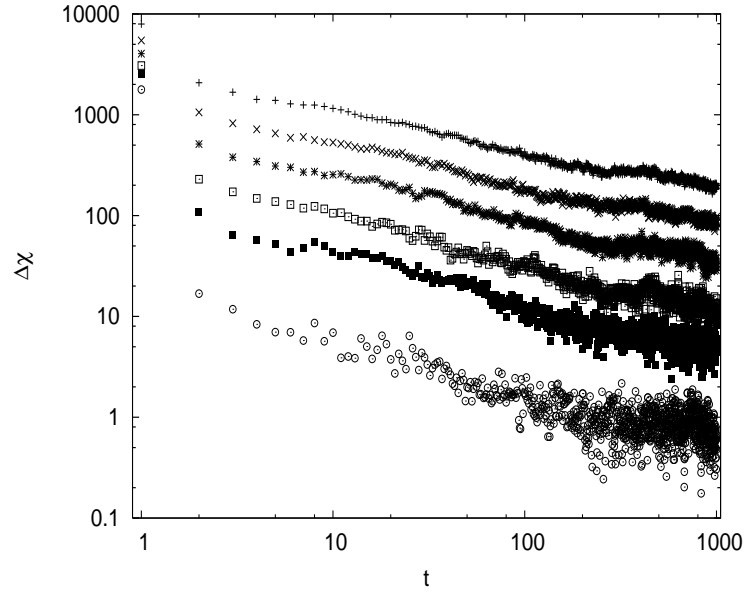


Figure 6: Time dependence of the difference between magnetic susceptibilities calculated with two different methods, for  $J < 0$ ,  $T=|J|=0.5$  and different values of the clusterization coefficient  $C$ .  $C$  decreases from 0.3 (upper curve) to 0.16 (lowest curve). Each point is an average of 100 time steps.

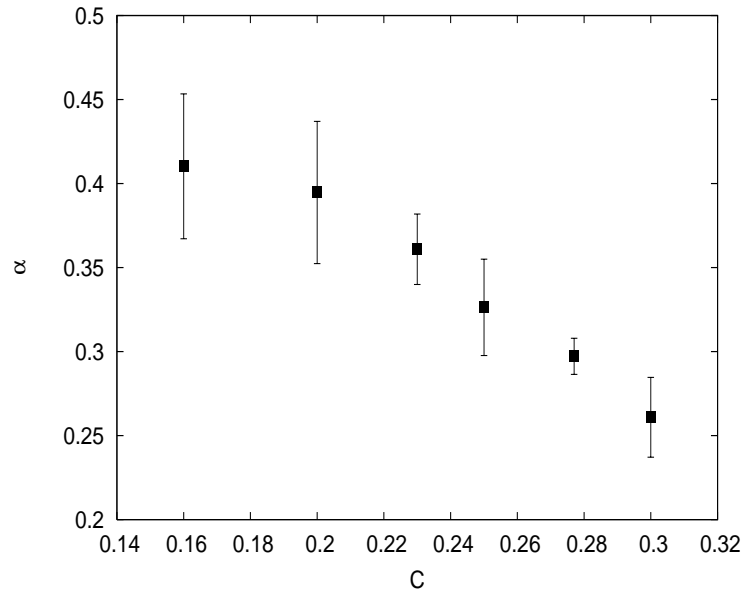


Figure 7: Values of the coefficient  $\alpha$  against the clusterization coefficient  $C$ . Each point is the average of the coefficients obtained from 10 plots, each for  $N = 10^6$ . The error bars mean the standard deviations.

ties calculated with two different methods is an indicator of the lack of thermal equilibrium. This difference is found to vary with time as  $t^{-\alpha}$ . The exponent  $\alpha$  varies with  $C$ ; this means that the relation is not universal. Anyway, the lack of equilibrium suggests the presence of the spin-glass state.

To maintain the social interpretation, we can state that the case of a ferromagnet the smooth increase of the Curie temperature with the coefficient  $C$  marks the fact that the ordered phase is less fragile if the system has the clustered structure. Considering an antiferromagnet we take into account that effects of social interactions are sometimes incoherent, that the society can be polarized in some way and that it is possible that increasing of the density of social ties can be in conflict with an ability to find best solutions to everyday problems. In this sense, geometrical frustration combined with noise can reflect some social phenomena which disable a coherent social action.

## Acknowledgements

The authors are grateful to Dietrich Stauffer for helpful suggestions. The calculations were performed in the ACK Cyfronet, Cracow, grants No. MNiSW /SG I3700 /AGH /030/ 2007 and MNiSW /IBM BC HS21 /AGH /030 /2007.

## References

- [1] D. J. Watts and S. H. Strogatz, *Nature* 393 (1998) 440.
- [2] R. Albert and A.-L. Barabasi, *Rev. Mod. Phys.* 286 (2002) 47.
- [3] S. N. Dorogovtsev and J. F. F. Mendes, *Adv. Phys.* 51 (2002) 1079.
- [4] M. E. J. Newman, *SIAM Rev.* 45 (2003) 167.
- [5] D. J. Watts, *Annu. Rev. Sociol.* 30 (2004) 243.
- [6] M. E. J. Newman, *Phys. Rev. E* 64 (2001) 046132.
- [7] B. Bollobas, *Random Graphs*, Cambridge UP, Cambridge 2001.
- [8] A. Aleksiejuk, J. Holyst and D. Stauffer, *Physica A* 310 (2002) 260;
- [9] D. Stauffer and K. Kulakowski, *TASK Quarterly* 7 (2003) 257.
- [10] F. Schweitzer and J. Holyst, *Eur. Phys. J. B* 15 (2000) 723.
- [11] C. Michael, *Phys. Rev. B* 33 (1986) 7861.
- [12] S. N. Dorogovtsev, A. V. Goltsev and J. F. F. Mendes, *Phys. Rev. E* 66 (2002) 016104.
- [13] G. Weisbuch and D. Stauffer, *arXiv:physics/0612245*.
- [14] D. Challet, M. Marsili and Y.-C. Zhang, *Minority Games*, Oxford UP, Oxford 2004.



- [15] P.D. Stra n, *Game Theory and Strategy*, Math.Assoc.of America, Washington 1983.
- [16] J.F.Sadoc and R.M osseri, *Geometrical Frustration*, Cambridge UP, Cambridge 1999.
- [17] K.Binder and A.P.Young, *Rev.Mod.Phys.* 58 (1986) 801.
- [18] K.M alarz, W .Antosiewicz, J.Karpinska, K.Kulakowski and B.Tadic, *Physica A* 373 (2007) 785.
- [19] P.Holme and B.J.Kim, *Phys.Rev.E* 65 (2002) 026107.
- [20] M.A.Sum our, A.H.ElA stal, F.W .S.Lim a, M.M .Shabat and H.M .Khalil, *Int.J.Mod.Phys.C* (2007), in print (arXiv:cond-mat/0612189).
- [21] W .W obszyn, D.Stauer and K.Kulakowski, submitted to *Eur.Phys.J. B* (arXiv:physics/0611153).
- [22] D.J.W atts, P.S.D odds and M.E.J.Newman, *Science* 296 (2002) 1303.