

# Spatial Localization Problem and the Circle of Apollonius.

Joseph Cox<sup>1</sup>, Michael B. Partensky<sup>2</sup>

<sup>1</sup> Stream Consulting, Rialto Tower, Melbourne, Victoria 3000 Australia

<sup>2</sup> Brandeis University, Rabb School of Continuing studies and Dept. of Chemistry,  
Waltham, MA, USA

The Circle of Apollonius is named after the ancient geometrician Apollonius of Perga. This beautiful geometric construct can be helpful when solving some general problems of mathematical physics, optics and electricity. Here we discuss its applications to the “source localization” problems, i.e., pinpointing a radioactive source using the set of Geiger counters. The Circles of Apollonius help analyze these problems in transparent and intuitive manner. This discussion can be useful for High School Physics and Math curriculums.

## 1. Introduction

We will discuss a class of problems where the position of an object is determined based on the analysis of some “physical signals” related to its location. First, we pose an entertaining problem that helps trigger the students’ interest in the subject. Analyzing this problem, we introduce the Circles of Apollonius, and show that this geometric trick allows solving the problem in an elegant and transparent way. At the same time, we demonstrate that the solution of the “reverse problem” of localizing an object based on the readings from the detectors, can be nonunique. This ambiguity is further discussed for a typical “source localization” problem, such as pinpointing a radioactive source with a set of detectors. It is shown for the planar problem that the “false source” is the inverse point of the real one relative to the Circle of Apollonius passing through the set of three detectors. This observation provides an insight leading to an unambiguous pinpointing of the source.

## 2. Apollonius of Perga helps to save Sam

### Description of the problem

Bartholomew the Frog with Precision Hopping Ability could hop anywhere in the world with a thought and a leap [1]. Publicly, he was a retired track and field star. Privately, he used his talent to help save the world. You see, Bartholomew had become a secret agent, a spy - a spook. In fact, only two people in the whole world knew who Bartholomew really was. One was Sam the Elephant and the other was Short Eddy, a fourteen-year-old kid who did not have a whole lot of normal friends but was superb in math and science. One day an evil villain Hrindar platypus kidnapped Sam the Elephant. Bartholomew, as soon as he realized Sam was missing, hopped straight "to Sam the Elephant." When he got there, he was shocked to see Sam chained to a ship anchored in the ocean. As soon as Sam saw

Bartholomew he knew he was going to be okay. He quickly and quietly whispered, "Bartholomew, I don't exactly know where we are, but it is somewhere near Landport, Maine." It was dark out and Bartholomew could hardly see anything but the blurred outline of the city on his left, and the lights from three lighthouses. Two of them, say A and B, were on land, while the third one, C, was positioned on the large island. Using the photometer from his spy tool kit, Bartholomew found that the corresponding brightnesses were in proportion 9:4:1. He hopped to Eddy and told him what was up. Eddy immediately Googled the map of the area surrounding Landport that showed three lighthouses (see Fig. 1). ABC turned to be a right triangle, with its legs  $|AB|=1.5$  miles and  $|AC|=2$  miles. The accompanying description asserted that the lanterns on all the lighthouses were the same. In a few minutes the friends knew the location of the boat, and in another half an hour, still under cover of the night, a group of commandos released Sam and captured the villain. *The question is, how did the friends manage to find the position of the boat*

### Discussion and solution

Being the best math and science student in his class, Eddy immediately figured out that the ratio of the apparent brightness could be transformed in the ratio of the distances. According to *the inverse square law*, the apparent brightness (intensity, luminance) of a point light source (a source can be considered point-sized if its dimensions are small comparative to the distance  $r$  to the source) is proportional to  $P/r^2$ , where  $P$  is the power of

the source. Given that all lanterns have equal power  $P$ , the ratio of the distances between the boat ("S" for Sam) and the lighthouses is  $|SA|:|SB|:|SC|=1:2:3$ . Eddy always tried to break a complex problem into smaller parts. So he decided to focus on the two lighthouses, A and B, first. Apparently,  $S$  is one of *all possible points*  $P$  two times more distant from  $B$  than from  $A$ :  $|PA|/|PB|=1/2$ . This observation immediately reminded Eddy of something that had been discussed in the AP geometry class. That time he was very surprised to learn that in addition to being the locus of the points *equally distant from a center*, a circle can also be defined as a *locus of points whose distances to two fixed points A and B are in a constant ratio*. Eddy rushed to open his lecture notes and... Here it was! The notes read: "Circle of Apollonius ... is the locus of points  $P$  whose distances to two fixed points  $A$  and  $B$  are in a constant ratio  $\gamma : 1$ ."

$$\frac{|PA|}{|PB|} = \gamma \quad (1)$$

For convenience, draw the x-axis through the points A and B. It is a good exercise in algebra and geometry (see the Appendix) to prove that the radius of this circle is

$$R_0 = \gamma \frac{|AB|}{|\gamma^2 - 1|} \quad (2)$$

and its center is at

$$x_O = \frac{\gamma^2 x_B - x_A}{\gamma^2 - 1} \quad (3)$$

The examples of the Apollonius circles with the fixed points  $A$  and  $B$  corresponding to different

values of  $\gamma$  are shown in Fig. 2. Interestingly, the Apollonius circle defined by the Eq. 1 is the Inversion circle [3] for the points  $A$  and  $B$ :

$$(x_A - x_O) \cdot (x_B - x_O) = R_O^2 \quad (4)$$

This result immediately follows from the Eqs. 2 and 3. (Apollonius of Perga (240-190 b.c.e.) was known to contemporaries as “The Great Geometer”. Among his other achievements is the famous book “Conics” where he introduced such commonly used terms as parabola, ellipse and hyperbola [2]).

Equipped with this information, Eddy was able to draw the Apollonius circle  $L_1$  for the points  $A$  and  $B$ , satisfying the condition  $\gamma = 1/2$  (Fig. 3). Given  $|AB| = 3$  and Eq. 2, he found that the radius of this circle  $R_1 = 1$  mile. Using Eq. 3, he also found that  $x_O - x_A = -0.5 \text{ mile}$  which implies that the center  $O$  of the circle  $L_1$  is 1 mile to the south from  $A$ . In the same manner Eddy built the Apollonius circle  $L_2$  for the points  $A$  and  $C$ , corresponding to the ratio  $\gamma = |PA|/|PC| = 1/3$ . Its radius is  $R_2 = 1.5$  miles and the center  $Q$  is 0.25 miles to the West from  $A$ . Eddy put both circles on the map. Bartholomew was watching him, and holding his breath. “I got it!”- he suddenly shouted. “Sam must be located in the point that belongs simultaneously to both circles, i.e. right in their intersection. Only in this point his distance to  $A$  will be 2 times smaller than the distance to  $B$  and at the same time 3 times smaller than the distance to  $C$ ”. “Exactly!”- responded Eddy, and he drew two dots, grey and orange. Now his friend was confused: “If there are two possible points, how are we supposed to know

which one is the boat?” “That’s easy!”- Eddy smiled joyfully- “The grey dot is far inland which leaves us with only one possible location!”. And Eddy drew a large bold “S” right next to the orange dot. Now it was peanuts to discover that the boat with poor Big Sam was anchored approximately 0.35 mile East and 0.45 mile North from  $A$ . Bartholomew immediately delivered this information to the commandos, and soon Big Sam was released. Once again, the knowledge of physics and math turned out to be very handy.

### 3. The question of ambiguity in some source localization problems

Our friends have noticed that the solution of their problem was not unique. The issue was luckily resolved, however, because the “fictitious” location happened to be inland. In general, such an ambiguity can cause a problem. Had both the intersection points appeared in the ocean, a wrong guy could’ve been arrested while the evil villain escaped. *How to prevent this from happening?* We address this question using a setting which is more typical for the localization problems. In the previous discussion a measuring tool, the photo detector, was positioned right on the object (the boat) while the physical signals used to pinpoint the boat were produced by the light projectors. More commonly, the signal is produced by the searched object itself, and it is read by the detectors located in known positions. The practical examples are a radioactive source whose position must be determined using the “Geiger counters” or a light source detected by the light sensors. Assuming that the source and detectors are positioned in the same plane, there are

three unknown parameters in the problem: two coordinates and the intensity of the source  $P$ . One can suggest that using three detectors would be sufficient for finding all the unknowns. The corresponding solution, however, won't be unique: in addition to the real source, it will return a false source, similar to the grey dot found by Eddy and Bartholomew.

How can we make the solution unique? This will be discussed below using the circles of Apollonius. Consider first a source  $S$  of power  $P$  located in the point  $(x_S, y_S)$ , and three isotropic detectors  $D_k$  ( $k=1, 2, 3$ ) positioned in the points  $(x_k, y_k)$  (see Fig. 4). The parameters  $P, x_S, y_S$  are unknown. They can be determined given the positions of the detectors and the intensities  $I_k$  "read" by all the detectors. Once again,  $I_k$  can be defined using the inverse squares law which allows formulating a system of three algebraic equations:

$$P/d_{s,k}^2 = I_k, \quad k=1,2,3. \quad (5)$$

Here  $d_{s,k} = \sqrt{(x_S - x_k)^2 + (y_S - y_k)^2}$  is the distance between the  $k$ -th detectors and the source. Finding the source parameters based on the readings of the detectors by solving Eqs. (5) and like, is often called the "reverse problem".

To address the question of uniqueness, however, we can avoid solving the reverse problem and use instead a more transparent and intuitive geometric approach. At first we assume that the source is known, and use Eqs 5 to describe the corresponding readings

$I_k$ . After that, using the Circles of Apollonius, we show that another ("image" or "fictitious") source exists that exactly reproduces the readings generated by the real source. Obviously, this indicates that the reverse problem is not unique. Finally, we discuss a possible approach to resolving this ambiguity and pinpointing the real source.

To proceed, we first formulate the following conjecture: *"For any point  $A$  and any circle  $L$ , a point  $B$  exists such that  $L$  is an Apollonius Circle with the fixed points  $A$  and  $B$ ".*

Its proof follows directly from the aforementioned observation that  $B$  is the inverse point of  $A$  (and vice versa) relative to an Apollonius circle with the fixed points  $A$  and  $B$  and any chosen value of  $\gamma$ . In other words, finding  $B$  by inverting  $A$  relative to an arbitrary circle  $L$ , automatically turns  $L$  into the Apollonius Circle with the fixed points  $A$  and  $B$ . Fig. 4 shows a circle  $L$  passing through the detectors  $D_k$  ( $k=1,2,3$ ). Inverting the source  $S$  in  $L$  produces the point  $S'$ . Its distance from the center of the circle  $O$  can be found from Eq. 4:

$$x_{S'} = R_O^2 / x_S \quad (6)$$

The corresponding parameter  $\gamma$  can be obtained by applying Eq. 1 to the point  $P$  shown in Fig. 3:

$$\gamma = \frac{x_S - R}{R - x_{S'}} \quad (7)$$

As explained above (see the conjecture),  $L$  is the Circle of Apollonius with the fixed points  $S$  and  $S'$ .

Let us now explain how this observation is related to the question of ambiguity (non-uniqueness) of the solution.

It follows from the definition of the Apollonius Circle that any chosen point on  $L$  is exactly  $\gamma$  times closer to  $S'$  than it is to the real source  $S$ . In conjunction with the inverse squares law it implies that a “false” source of the power  $P' = P/\gamma^2$  placed in  $S'$  would produce exactly the same intensity of radiation at all the points on the circle  $L$  as does the real source  $S$ .

Thus, it is impossible to distinguish between the real source and its image based on the readings from the (isotropic) detectors placed on the same circle. This is exactly the reason for the ambiguity (nonuniqueness) of the reverse problem. The Eqs. 5 will inevitably return two sets of parameters, one for the real source and the other for the false source. It is also obvious now that adding any number of detectors to the original set of three will not resolve the ambiguity if all the detectors belong to the same circle. However, adding the fourth detector positioned off the circle  $L$  immediately removes the ambiguity. Repeating the previous analysis for another triad of detectors (e.g., 1, 3 and 4) positioned on the circle  $L_1$  (see Fig. 4), we can find a new pair of solutions: the original source  $S$  and its image  $S''$ . Comparing this with the previous result allows pinpoint the real source  $S$ , which is the common solution for two triades of detectors, and filter out the false solutions.

#### 4. Appendix

With the x-axis passing through A and B (see Fig. 3), the coordinates of these points are correspondingly  $(x_A, 0)$  and  $(x_B, 0)$ . Let  $(x, y)$  be the coordinates of the point  $P$  satisfying Eq.2. Squaring the Eq.1, expressing the distances  $|PA|$  and  $|PB|$  through the coordinates we find:

$$(x - x_A)^2 + y^2 = k^2[(x - x_B)^2 + y^2] \quad (A1)$$

From this, after some simple manipulations, we derive the following equation:

$$(1 - k^2)x^2 - 2x(x_A - k^2x_B) + y^2(1 - k^2) = k^2x_B^2 - x_A^2 \quad (A2)$$

Dividing both parts by  $1 - k^2$  (the case  $k=1$  is discussed separately) and then adding to both sides the expression  $[(k^2x_B - x_A)/(1 - k^2)]^2$  we can rewrite Eq.A2 as

$$(x - x_O)^2 + y^2 = R_O^2 \quad (A3)$$

Eq. A3 describes the circle with radius  $R_O$ , and its center at  $x_O$ , defined correspondingly by the equations (3) and (4). This proves the validity of Eqs. 2 and 3. The solution for  $k=1$  can be obtained directly from Eq. A1. For  $x_A \neq x_B$  it results in a straight line  $x = (x_A + x_B)/2$  perpendicular to  $AB$  and equidistant from the points  $A$  and  $B$ . This can be considered a particular case of the Apollonius circle, with infinitely large radius.

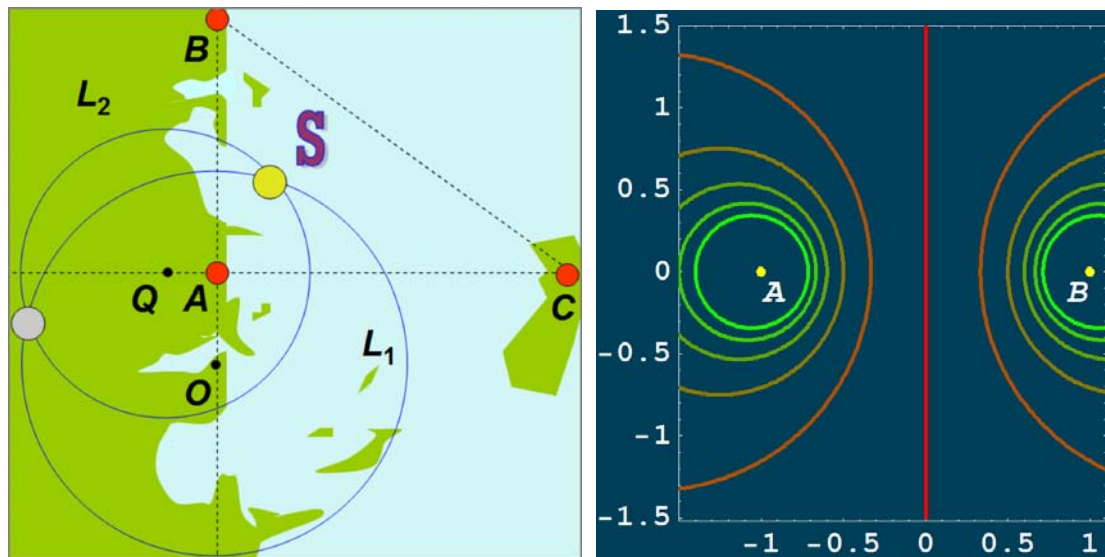
## References

1. Cox, Joseph "Grobar and the Mind Control Potion", Suckerfish Books, 2005.
2. Weisstein, Eric W. "Apollonius Circle." From MathWorld—A Wolfram Web Resource.  
<http://mathworld.wolfram.com/ApolloniusCircle.html>
3. Weisstein, Eric W. "Inversion", MathWorld—A Wolfram Web Resource  
<http://mathworld.wolfram.com/Inversion.htm>

## Acknowledgement

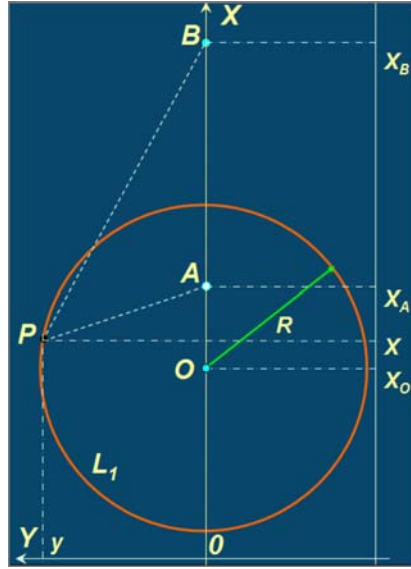
We are grateful to Lee Kamensky and Jordan Lee Wagner for helpful and insightful discussion. MBP is thankful to Arkady Pittel for introducing him to some new aspects of the source localization problems.

## Figures

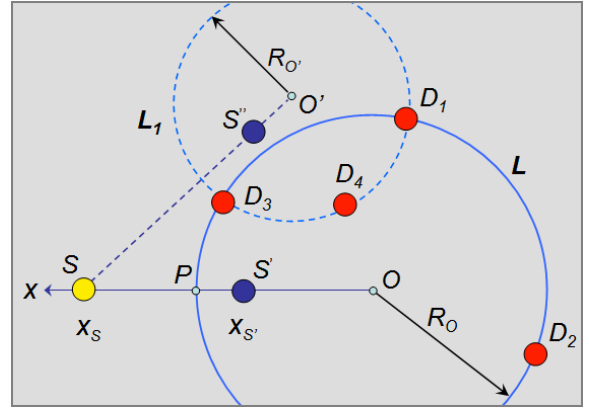


**Fig.1** The map of the Landport area showing three lighthouses marked A, B and C. Other notations are explained in the text.

**Fig. 2:** The Circles of Apollonius (some are circumsised) for the points A(-1,0) and B(1,0) corresponding to ratio  $\gamma=k$  (right) and  $\gamma=1/k$  (left), with  $k$  taking integer values from 1 (red straight line) through 6 (bright green).



**Fig. 3:** Construction of the Apollonius circle  $L_1$  for the points  $A$  and  $B$ . Distance  $|AB| = 1.5$ ,  $R=1$ ,  $|OA| = 0.5$  (miles). For any point  $P$  on the circle,  $|PA|/|PB| = 1/2$ . It is clear from the text that the lantern  $A$  looks from  $P$  four times brighter than  $B$ . The  $x$ -coordinates of the points  $A$ ,  $B$  and  $O$  are shown relative to the arbitrary origin  $x=0$ . It must be noted that only the ratio of brightnesses is fixed on the circle while their absolute values vary.



**Fig. 4** Pinpointing the source  $S$ .  $L$  is the circle through the three detectors  $D_k$ ; it is the Apollonius Circle for the original source  $S$  and the “false” source  $S'$ . The detectors  $D_4$  is positioned off the circle  $L$ . The circle  $L_1$  is drawn through the detectors 1, 3 and 4. Solving the problem with these three detectors will return the original source  $S$  and the image source  $S'$ . The common solution for these two triades is the real source  $S$ , which solves the localization problem.