

A mechanism to derive multi-power law functions: an application in the econophysics framework.

A.M. Scarfone

*Istituto Nazionale di Fisica della Materia (CNR-INFM) and Physics Department
Unità del Politecnico di Torino, Corso Duca degli Abruzzi 24,
I-10129 Torino, Italy*

Abstract

It is generally recognized that economical systems, and more in general complex systems, are characterized by power law distributions. Sometime, these distributions show a changing of the slope in the tail so that, more appropriately, they show a multi-power law behavior. We present a method to derive analytically a two-power law distribution starting from a single power law function recently obtained, in the frameworks of the generalized statistical mechanics based on the Sharma-Taneja-Mittal information measure. In order to test the method, we fit the cumulative distribution of personal income and gross domestic production of several countries, obtaining a good agreement for a wide range of data.

Key words: Two-power law distribution, Sharma-Taneja-Mittal information measure, distribution of personal income and gross domestic production.

PACS: 02.50.-r, 89.65.Gh, 89.75.Da

1 Introduction

Free-scale behavior in the economical systems have been observed since 19th century, when Pareto noticed that the cumulative distribution of the personal income $P(x) = \int_x^\infty p(y) dy$ of several countries behaves like a power law function. Afterwards, Gibrat clarified that such a power law behavior holds only for the high income region, whilst in the low-middle income region, which includes almost the whole body of data, the curve is well fitted by a log-normal distribution.

Actually, the problem concerning the real profile showed by the function $P(x)$ in the whole range of the accessible data is still an open question. In particular,

it has been suggested [1] that deformed exponential functions derived recently in the field of the generalized statistical mechanics, can be fruitfully employed to modeling analytically the cumulative distribution $P(x)$ for a wide range of the income values.

Notwithstanding, the recent analysis based on a huge quantity of data nowadays accessible, shown that sometime the crossover among the low-middle region (the log-normal region) and the high region in the upper tail of the distribution (the Pareto region, with a power law behavior $P(x) \sim x^{-s}$, where s is a positive constants quite generally $1 \leq s \leq 2$), does not occur smoothly, giving origin to *knee or ankle effects* (see for instance [2]). Moreover, in some cases, it has been observed a deviation from the Pareto behavior in the highest region, which can originate a new power law behavior $P(x) \sim x^{-\tilde{s}}$ with a different slope $\tilde{s} \neq s$.

The complicate profile in the shape of $P(x)$ cannot be accounted for by a generalized exponential with a single power law behavior. This open the questions: how can we describe the shape observed in $P(x)$ with an analytically simple function?

In the present contribution, we introduce a mechanism which permits to generate multi-power law functions by employing deformed exponentials and logarithms with a single power law asymptotic behavior.

Notice that, two-power law behavior have been observed in various economical systems like, for instance, in the cumulative distribution of the personal income [3], in the cumulative distribution of the land price [4] or in the returns of many market indexes [5].

On a general ground, two-power law behavior have been observed in different physics fields as well as in biological, geological and social sciences. Among the many, we quote the dielectric relaxation [6], the re-association in folder proteins [7], and others [8].

It is worthy to remark that there have been proposed different methods in literature [7,9,10] to produce generalized distributions with a double-power law behavior which differ from the one advanced in the following.

2 Deformed logarithms and exponentials

Generalized exponential functions $\mathcal{E}(x)$, interpolating between the standard exponential $\exp(x)$ for $x \ll 1$ and the power law x^{-s} for $x \gg 1$, arise naturally in the study of thermostatic properties of complex systems which show free-scale feature. In [11], it has been postulated a very general expression for the entropy of such a system

$$S(p) = - \int p(x) \Lambda(p(x)) dx , \quad (2.1)$$

(in the unity of Boltzmann constant $k_B = 1$), where $\Lambda(x)$ plays the role of a generalized logarithm, the inverse function of $\mathcal{E}(x)$. By requiring that the distribution, derivable through a variational problem, assumes the form

$$p(x) = \mathcal{E} \left(- \sum_{j=1}^M \beta_j |x|^{\mu_j} \right) , \quad (2.2)$$

which mimics the well-known Boltzmann-Gibbs distribution, the following functional equation has been obtained

$$\frac{d}{dx} [x \Lambda(x)] = \lambda \Lambda \left(\frac{x}{\alpha} \right) . \quad (2.3)$$

Here, α and λ are constants given by

$$\alpha = \left| \frac{1+r-\kappa}{1+r+\kappa} \right|^{1/2\kappa} , \quad \lambda = \frac{|1+r-\kappa|^{(r+\kappa)/2\kappa}}{|1+r+\kappa|^{(r-\kappa)/2\kappa}} . \quad (2.4)$$

The quantities β_j in Eq. (2.2) play the role of Lagrange multipliers associated to the M constraints $\int |x|^{\mu_j} p(x) dx = \mathcal{O}_j$ which represent the μ_j -th momenta of x . Typically, the constants μ_j are integers (for instance, $\mu_1 = 0$ gives the normalization $\int p(x) dx = \mathcal{O}_1$, $\mu_2 = 1$ is the mean value $\langle x \rangle = \mathcal{O}_2$, and so on) but for sake of generality we assume $\mu_j \in \mathbb{R}$.

The most general solution of Eq. (2.3), accounting for the boundary conditions $\Lambda(1) = 0$ and $(d/dx) \Lambda(x)|_{x=1} = 1$, derived from certain physically and mathematically justified assumptions, is given by

$$\Lambda(x) \equiv \ln_{\{\kappa, r\}}(x) = x^r \frac{x^\kappa - x^{-\kappa}}{2\kappa} , \quad (2.5)$$

which recover the standard logarithm in the $(\kappa, r) \rightarrow (0, 0)$ limit.

By requiring that $\ln_{\{\kappa, r\}}(x)$ is a continuous, monotonic, normalizable, concave and increasing function for $x \in (0, +\infty)$, we obtain the restrictions $-|\kappa| \leq r \leq |\kappa|$, if $0 \leq |\kappa| < 1/2$ and $|\kappa| - 1 \leq r \leq 1 - |\kappa|$, if $1/2 \leq |\kappa| < 1$. Notwithstanding, for particular applications some of the above mathematical requirements can be relaxed permitting less restrictive conditions for the deformation parameters. For instance, in certain practical situations one is welling with a normalization in a finite interval $x \in (0, x_{\max})$ [12] and we can discard the condition $|\kappa| < 1$.

In the following, we require only that Eq. (2.5) be a monotonic function, so that its inverse function, the generalized exponential $\exp_{\{\kappa, r\}}(x)$, certainly exists. This is accomplished by requiring only that $-|\kappa| < r < |\kappa|$.

From Eq. (2.5) we obtain that $\ln_{\{\kappa, r\}}(x) \rightarrow x^{r+|\kappa|}/|2\kappa|$ for $x \rightarrow +\infty$ and

$\ln_{\{\kappa, r\}}(x) \rightarrow -x^{r-|\kappa|}/|2\kappa|$ for $x \rightarrow 0$, whilst $\ln_{\{\kappa, r\}}(x) \rightarrow (x-1)$ for $|x-1| \ll 1$. In the same way, we have that $\exp_{\{\kappa, r\}}(x) \rightarrow |2\kappa x|^{1/(r \pm |\kappa|)}$ for $x \rightarrow \pm\infty$, whilst $\exp_{\{\kappa, r\}}(x) \rightarrow 1+x$ for $x \rightarrow 0$. Thus, the deformed exponential $\exp_{\{\kappa, r\}}(x)$ interpolates with continuity between the standard exponential $\exp(x) \simeq 1+x$, for $x \rightarrow 0$, and the power law $|x|^{-s}$ with slope $s = -1/(r \pm |\kappa|)$, for $x \rightarrow \pm\infty$. Finally, accounting for the solution (2.5), the entropy (2.1) assumes the form

$$S_{\kappa, r}(p) = - \int p(x) \ln_{\{\kappa, r\}}(p(x)) dx , \quad (2.6)$$

which recovers, in the limit $(\kappa, r) \rightarrow (0, 0)$, the Shannon-Boltzmann-Gibbs entropy $S = - \int p(x) \ln p(x) dx$. This entropic form, introduced previously in literature in [13,14,15], is known as the Sharma-Taneja-Mittal information measure and has been applied recently in the formulation of a possible thermostatics theory [16,17].

3 Two-power law function

Endowed with the deformed logarithm $\ln_{\{\kappa, r\}}(x)$ and the deformed exponential $\exp_{\{\kappa, r\}}(x)$ we can construct the quantity

$$\Pi_{\sigma_1}(x) = \exp_{\{\kappa_1, r_1\}}(a_1 \ln_{\{\kappa_1, r_1\}}(x)) , \quad (3.1)$$

where σ_1 denotes the set of parameters $\sigma_1 \equiv (\kappa_1, r_1, a_1)$, with $a_1 \geq 1$. The function (3.1) is therefore employed in the following construction

$$f(x) = \Pi_{\sigma_1} \circ \exp_{\{\kappa_2, r_2\}}(x) \equiv \Pi_{\sigma_1}(\exp_{\{\kappa_2, r_2\}}(-x)) . \quad (3.2)$$

We observe that, for $a_1 = 1$ expression (3.2) reduces to $\exp_{\{\kappa_2, r_2\}}(-x)$, for $(\kappa_1, r_1) \rightarrow (0, 0)$ we obtain $[\exp_{\{\kappa_2, r_2\}}(-x)]^{a_1}$, whilst for $(\kappa_1, r_1) = (\kappa_2, r_2)$ we obtain $\exp_{\{\kappa_1, r_1\}}(-a_1 x)$.

Accounting for the asymptotic behavior of the deformed exponential and logarithm we can distinguish three regions in the range $x > 0$ of $f(x)$. A first region, for $a_1 x \ll 1$, characterized by the linear behavior

$$f(x) \sim 1 - a_1 x , \quad (3.3)$$

like the exponential $\exp(-a_1 x)$ does for $x \rightarrow 0$. A second intermediate region, for $x \ll 1 \ll a_1 x$, where $f(x)$ is characterized by the power law behavior

$$f(x) \sim x^{-s_1} , \quad (3.4)$$

with slope $s_1 = 1/(|\kappa_1| - r_1)$.

Finally, for $x \gg 1$ we obtain the asymptotic power law behavior

$$f(x) \sim x^{-s_2}, \quad (3.5)$$

whose slope is now $s_2 = 1/(|\kappa_2| - r_2)$.

Thus, $f(x)$ behaves like a power law function both in the middle and in the far region of $x > 0$ with slopes s_1 and s_2 , respectively. In this sense, we call Eq. (3.2) a two-power law function.

Form the above analysis, we easily realize that the constant a_1 , introduced in the definition of $\Pi_{\sigma_1}(x)$, gives approximatively the width of the intermediate region having slope s_1 .

As an example, let us specialize Eq. (3.2) to the case $r = 0$. In this situation,

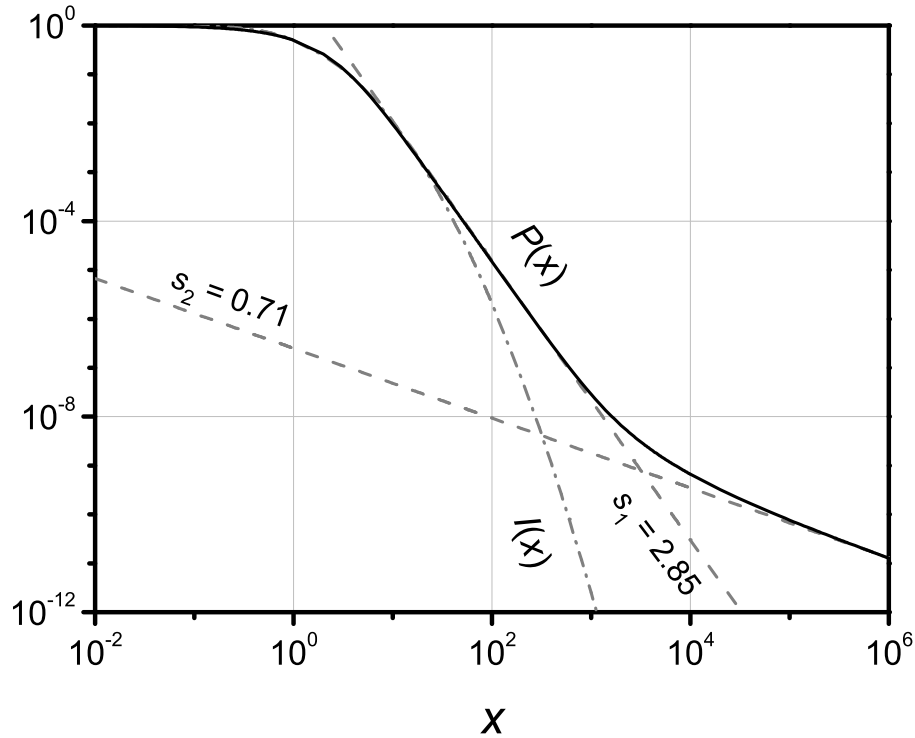


Fig. 1. Log-log plot of the two-power law function (3.2) (solid line). The dot-dashed line is the cumulative integral of the log-normal function. The dashed lines denote the asymptotic extension of the function $P(x)$ in the two-power law regions.

the generalized exponential and logarithm assume, respectively, the expression

[20]

$$\exp_{\{\kappa\}}(x) = \left(\kappa x + \sqrt{1 + \kappa^2 x^2} \right)^{1/\kappa} , \quad (3.6)$$

and

$$\ln_{\{\kappa\}}(x) = \frac{x^\kappa - x^{-\kappa}}{2\kappa} . \quad (3.7)$$

In figure 1, we plot the function

$$P(x) = \exp_{\{\kappa_1\}} \left(a_1 \ln_{\{\kappa_1\}} \left(\exp_{\{\kappa_2\}}(-x) \right) \right) , \quad (3.8)$$

for the values $\kappa_1 = 0.35$, $\kappa_2 = 1.4$ and $a_1 = 10^3$. In the same graphic, the dot-dashed line depicts the cumulative integral $I(x) = \int_x^\infty p(y) dy$ of the log-normal distribution

$$p(x) = \frac{1}{(2\pi)^{1/2} x} \exp \left(-\frac{1}{2} \ln^2 x \right) . \quad (3.9)$$

The dashed lines represent the asymptotic prolongation of the power law behavior of $P(x)$ whose slopes are given, respectively, by $s_1 = 1/k_1 = 2.85$ and $s_2 = 1/k_2 = 0.71$. We observe a good agreement between the functions $I(x)$ and $P(x)$ only in the low region of x .

4 Application to econophysics

In the following, we employ the function derived in the previous Section 3 to fit some distributions data obtained in the economy framework.

We pose $P(x) = f(-\beta |x|^\mu)$, with β and μ fitting parameters, the cumulative distribution representing the probability of finding a value X equal to, or greater than x .

In figure 2, we present the results of the fit (in log-log scale) for the data of the inverse cumulative distribution of the personal income of Japan (1975) obtained in [18] and USA (2000) obtained in [3], as well as, the data of the inverse cumulative distribution of the gross domestic production of Brazil (1996) and Germany (1998) obtained in [3].

In every graphic, we report the dashed lines representing the asymptotic behavior of $P(x)$ in the two power law regions with slope given by $s_1 = \mu/k_1$ and $s_2 = \mu/k_2$, respectively.

The data fit are reported in table 1.

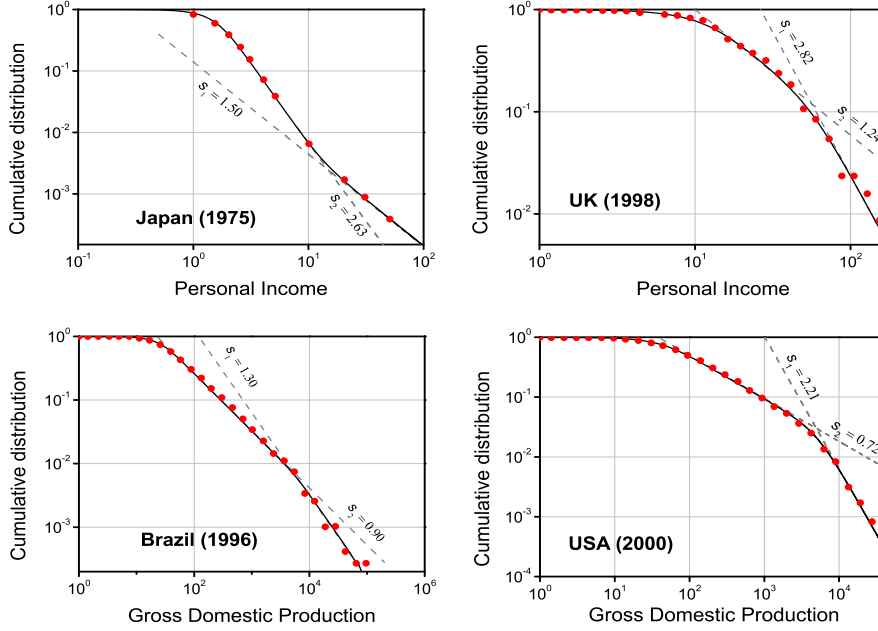


Fig. 2. Log-log plot of personal income distribution for Japan (1975) [18] and USA (2000) [3] and gross domestic production distribution for Brazil (1996) and Germany (1998) [3]. The solid line represents the fit obtained with the two-power law function (3.8). The straight dashed lines are plotted for convenience to indicate the asymptotic power-law prolongation.

Table 1.

Parameters for the cumulative distribution $P(x)$.

Country	κ_1	κ_2	a_1	μ	β
Japan (1975)	1.14	2.00	390	3.00	$3.5 \cdot 10^{-4}$
UK (1998)	1.70	0.75	8	2.12	$2.5 \cdot 10^{-4}$
Brazil (1996)	2.20	1.53	$2 \cdot 10^4$	1.99	$2.3 \cdot 10^{-8}$
USA (2000)	2.00	0.65	231	1.44	$6.0 \cdot 10^{-6}$

The crossover between the first and the second power law region, causing a reduction of the slope, with $s_2 < s_1$ (UK, Brazil and USA), is named *kink effect* [3]. Similarly, the crossover between the first and the second power law region causing an increase of the slope, with $s_2 > s_1$ (Japan), is named *ankle effect*.

5 Generalization

Let us briefly discuss the generalization of the method introduced in Section 3 in order to generate functions with more than two power law behavior. This can be accomplished starting from the building block function

$$\Pi_{\{\sigma_i\}}(x) = \exp_{\{\kappa_i, r_i\}} \left(a_i \ln_{\{\kappa_i, r_i\}}(x) \right) , \quad (5.1)$$

and introducing the quantity

$$\Pi_{\{\vec{\sigma}\}}(x) = \Pi_{\{\sigma_1\}} \circ \Pi_{\{\sigma_2\}} \circ \dots \circ \Pi_{\{\sigma_{n-1}\}}(x) , \quad (5.2)$$

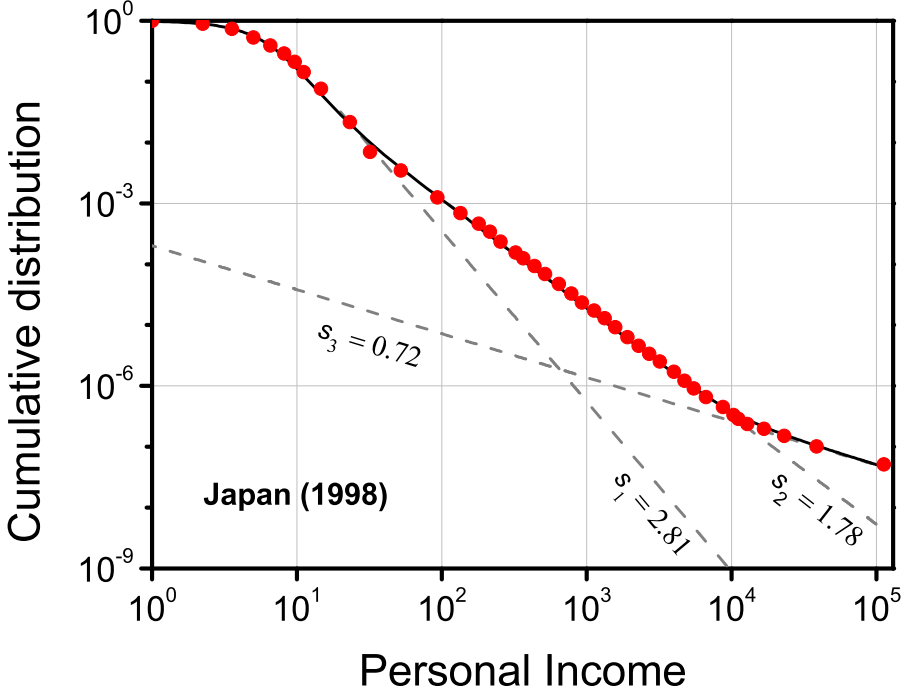


Fig. 3. Log-log plot of the cumulative distribution of Japan for the year 1988. It is observed a deviation from the Pareto behavior in the highest income region ($x > 10^4$).

where $\vec{\sigma} \equiv (\sigma_1, \sigma_2, \dots, \sigma_{n-1})$ is a $(n-1)$ -vector whose i th entry $\sigma_i = (\kappa_i, r_i, a_i)$ contains the relevant informations about the slope and the width of the i th power law region. It is easy to verify that the function

$$f(x) = \Pi_{\{\vec{\sigma}\}} \circ \exp_{\{\kappa_n, r_n\}}(-x) , \quad (5.3)$$

exhibits a n -power law behavior.

In figure 3, we report the fit of the 1998 Japanese income data obtained in [19] by employing the function

$$P(x) = \Pi_{\{\vec{\sigma}\}} \circ \exp_{\{\kappa_3\}}(-\beta x^\mu) , \quad (5.4)$$

derived from Eq. (5.3) for $n = 3$ and $r_i = 0$. The fitting data are $\kappa_1 = 0.71$, $\kappa_2 = 1.12$, $\kappa_3 = 2.77$, $a_1 = 10$, $a_2 = 4 \cdot 10^5$, $\beta = 6.00 \cdot 10^{-9}$ and $\mu = 2.00$.

6 Conclusions

We have derived a simple method which permits to generate functions with a multi-power law behavior starting the deformed logarithm $\ln_{\{\kappa, r\}}(x)$ and the deformed exponential $\exp_{\{\kappa, r\}}(x)$, recently derived in [11], which exhibit a single power law profile. An explicit two-power law function has been constructed starting from the κ -exponential and its inverse, the κ -logarithm. We have employed this function to fit the inverse cumulative distribution of the personal income and of the gross domestic production of several countries, showing a good agreement among the analytical and the empirical data for a wide range of values.

References

- [1] F. Clementi and M. Gallegati, *Econophysics of Wealth Distributions*, Ed.s A. Chatterjee, S. Yarlagadda and B.K. Chakrabarti, (Milan: Springer-Verlag, Italia 2005).
- [2] A.C. Silva and V.M. Yakovenko, *Erophysics Lett.* **69**, 304 (2005).
- [3] E.P. Borges, *Physica A* **334**, 255 (2004).
- [4] A. Ishikawa, *Physica A* **371**, 525 (2006).
- [5] P. Gopikrishnan, V. Plerou, L.A. Plerou, M. Meyer, and H.E. Stanley, *Phys. Rev. E* **60**, 5305 (1999).
- [6] K. Weron and A. Jurlewicz, *J. Phys. A* **26**, 395 (1993).
- [7] C. Tsallis, G. Bemsiki, and R.S. Mendes, *Phys. Lett. A* **257**, 93 (1999).
- [8] M. Montemurro, *Physica A* **300**, 567 (2001).
- [9] M. Czachor and J. Naudts, *Phys. Lett. A* **298**, 369 (2002).

- [10] W. Li, Q.A. Wang, L. Nivanen, and A. le Méhauté, Eur. Phys. J. B **48**, 95 (2005).
- [11] G. Kaniadakis, M. Lissia, and A.M. Scarfone, Physica A **340**, 41 (2004); Phys. Rev. E **71**, 046128 (2005).
- [12] M.E.J. Newman, Contemp. Phys. **46**, 323 (2005).
- [13] B.D. Sharma and I.J. Taneja, Metrika **22**, 205 (1975).
- [14] B.D. Sharma and D.P. Mittal, J. Math. Sci. **10**, 28 (1975).
- [15] D.P. Mittal, Metrika, **22**, 35 (1975).
- [16] A.M. Scarfone and T. Wada, Phys. Rev. E **72**, 026123 (2005).
- [17] A.M. Scarfone, Physica A **365**, 63 (2006).
- [18] W. Souma, *Physics of personal Income*, arXiv:cond-mat/0202388.
- [19] W. Souma, Fractals **9**, 463 (2001).
- [20] G. Kaniadakis, Phys. Rev. E **66**, 056125 (2002); Phys. Rev. E **72**, 036108 (2005).