

Johnson(-like)-Noise-Kirchhoff-Loop Based Secure Classical Communicator Demonstrated for Ranges of Two Kilometers to Two Thousand Kilometers

Robert Mingesz ^(x), Zoltan Gingl ^(x) and Laszlo B. Kish ⁽⁺⁾

^(x) *Department of Experimental Physics, University of Szeged, Dom ter 9, Szeged, H-6720 Hungary*

⁽⁺⁾ *Department of Electrical and Computer Engineering, Texas A&M University, College Station, TX 77843-3128, USA*

(versions, December 15, 2006; February 13, April 10, 2007)

Abstract. A pair of Kirchhoff-Loop-Johnson(-like)-Noise communicators, which is able to work over variable ranges, was designed and built. Tests have been carried out on a model-line with ranges beyond the ranges of any known direct quantum communication channel and they indicate unrivalled security levels. This simple initial device has single-wire secure bit exchange rates of 0.1, 1, 10, and 100 bit/second for ranges 2000, 200, 20 and 2 km, respectively and performs with 0.1% raw-bit error rate. The raw-bit security of this practical system is designed to outperform raw-bit quantum security while to still remain reasonably inexpensive. Current injection breaking tests show zero bit extraction without setting on the alarm signal. Breaking tests of *Bergou-Scheuer-Yariv* type utilizing wire resistance show that the upper limit of extracted raw bit rate is 0.44% (however to reach that the eavesdropper must know/use the optimal decoding of data, in accordance with Shannon's channel coding theorem and it scales with the reciprocal of the sixth power of cable diameter). *Hao's* breaking method yields zero (non-measurable) information for the eavesdropper because of the poor statistics and due to the 12 bits effective accuracy.

Introduction.

Recently, a totally secure classical communication scheme, a statistical-physical competitor of quantum communicators, was introduced, see Figure 1, [1,2], the Kirchhoff-loop-Johnson(-like)-Noise (KLJN) communicator, with two identical pairs of resistors and corresponding Johnson(-like) noise voltage generators. The KLJN communicators are utilizing the physical properties of an idealized Kirchhoff-loop and the statistical physical properties thermal noise (Johnson noise). The resistors (low bit = small resistor, high bit = large resistor) and their thermal-noise-like voltage generators (thermal noise voltage enhanced by a pre-agreed factor) are randomly chosen and connected at each clock period at the two sides of the wire channel. A secure bit exchange takes place when the bit states at the two line ends are different, which is indicated by an intermediate level of the *rms* noise voltage on the line, or that of the *rms* current noise in the wire. The most attractive properties of the KLJN cipher are related to its security [1,3] and to the extraordinary robustness of classical information when compared that to the fragility of quantum information. To provide security against arbitrary types of attacks, the instantaneous currents and voltages are measured at both end by Alice and Bob and they are published and compared. In the idealized scheme of the KLJN cipher, the passively observing eavesdropper can extract zero bit (zero-bit security) of information and the actively eavesdropping observer can extract at most one

bit before getting discovered (one-bit security) [1]. The system has a natural zero-bit security against the *man-in-the-middle attack* which is a unique property among secure communicators [3]. The KLJN system has recently become network-ready [4]. This new property [4] opens a large scale of practical applications because the KLJN cipher can be installed as a computer card [4], similarly to Ethernet network cards. Other practical advantages compared quantum communicators are the high speed, resistance against dust, vibrations, temperature gradients, and the low price [1]. It has recently been shown [5] that the KLJN communicator may use currently used wire lines, such as power lines, phone lines, internet wire lines by utilizing proper filtering methods.

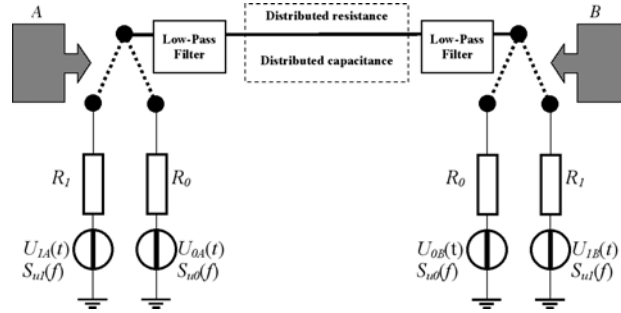


Figure 1. The outline of the KLJN communicator. The line below 2000 km in the relevant frequency range can be represented by distributed resistors and capacitors and below 200 km as a simple resistor. The instantaneous current and voltage data are measured and compared at the two ends and, in the case of deviance; the eavesdropping alarm goes on and the currently exchanged bit is not used. The low-pass line filters are against necessary to protect against out-of-alarm-frequency-band breaking attempts and false alarms due to parasite transients. False alarms would occur due to any wave effect (transient or propagation effects), illegal frequency components or external disturbance of the current-voltage-balance in the wire.

Concerning the security of the KLJN system, the basic rule of any physical secure communication holds here, too: *If you compromise it you lose it*. Though there have been several attempts to break in the KLJN line, so far, no proposed method has been able to challenge the total security of the idealized KLJN system. All these breaking attempts have used certain assumptions which are directly violating the basic model of the idealized KLJN method. These assumptions are as follows:

- i. Allowing non-negligible wire resistance (Bergou [2], Scheuer and Yariv [6]). For the evaluation of this claim at practical conditions, see the response in [7].
- ii. Allowing high-enough bandwidth for wave (transient propagation) effects (Scheuer and Yariv [6]). This possibility has been explicitly excluded since the original article [1]. For further refusal of this claim, see the response in [7]. Moreover, *and this is the most direct practical argument*, the standard current and voltage protection of the KLJN system would immediately alarm and shut down the communication because the existence of transient and wave effects *per-definition* yields different instantaneous current and/or voltage values at the two ends.
- iii. Assuming inaccuracy of (noise) temperatures (Hao [8]). For the refusal of this claim, see [9].
- iv. Assuming inaccuracy of resistors (Kish [9]). For the mathematical evaluation of this claim at practical conditions, see there [9].

Let us here consider an analogy in the field of quantum communication. Though all the practical quantum communicators suffer from the inability of producing *totally single-photon* output and this fact is unavoidably compromising the security of practical quantum communicators, we do not say that the idealized/mathematical quantum communicator schemes are insecure. In discussing the unconditional security of idealized quantum communication schemes, we suppose that single-photon sources do exist, which is a similar though more difficult claim than to suppose the existence of zero wire resistance (c.f. superconductors), and then we conclude that the quantum system is therefore unconditionally secure, at least conceptionally. Therefore the practical claim that idealized single-photon source does not exist cannot compromise the claim about the security of an idealized, conceptional quantum communicator. On the other hand, as soon as the security of a *practical communicator system* is discussed, the aspects non-ideal single-photon sources, optical fiber absorption, etc, for quantum communicators and similarly the aspects (i-iv) listed above for the KLJN systems cannot be neglected any more and the practical design must keep these effects under control.

In the present paper, we report the first experimental realization and tests of the KLJN secure communicator system. We test and analyze the most important breaking methods of the ones listed above. The tests indicate an unrivalled *beyond-quantum security level* of the realized system.

2. The realized secure classical physical communicator

The generic schematic of practical KLJN secure classical communicators is shown in Figure 2. The logic-low (L) and logic-high (H) resistors, R_0 and R_1 , respectively, are randomly selected beginning of each clock period and are driven by corresponding Johnson-like noise voltages. The actual realizations contain more filters and amplitude control units (not shown here). The thick arrows mark computer control and data exchange. The controlling computer (not shown) has a regular network connection with the computer of the other KLJN communicator (not shown).

The realized pair of KLJN communicators [1-4] was designed and built for variable ranges. The circuit realization used Digital Signal Processor (DSP) and analog technology, see the outline in Figures 2 and 3. The details not described here are part of intellectual property which we cannot disclose at this stage. The computer control parts of the communicator pair have been realized by ADSP-2181 type Digital Signal Processors (DSP) (Analog Devices). The digital and analog units were placed on two separate computer cards for easier variability during tuning up. The communication line current and voltage data were measured by (Analog Devices) AD-7865 type AD converters with 14 bits resolution from which 12 bits were used. The DA converters were (Analog Devices) AD-7836 type with 14 bits resolution. The Johnson-like noise was digitally generated in the Gaussian Noise Generator unit where digital and analog filters truncated the bandwidth in order to satisfy the KLJN preconditions of removing any spurious frequency components. The major bandwidth setting is provided by an 8-th order Butterworth filter with sampling frequency of 50 kHz. The remaining small digital quantization noise components are removed by analog filters.

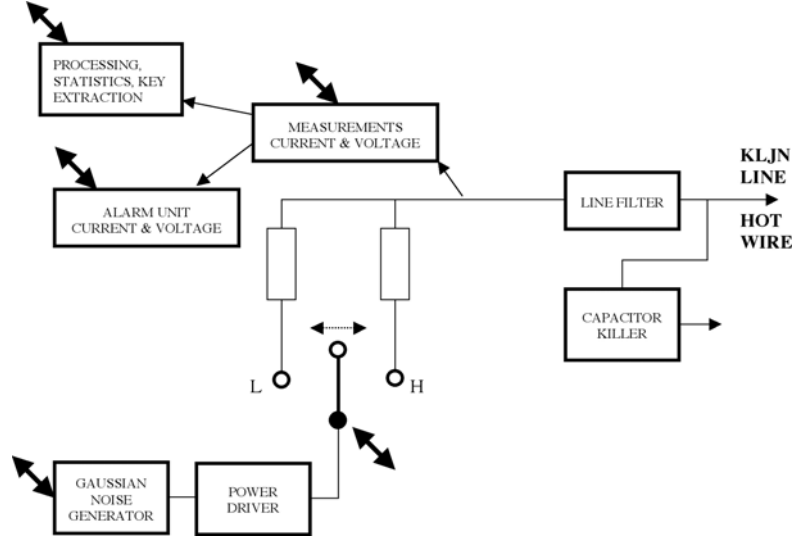


Figure 2. Generic schematics of practical KLJN secure classical communicators. The low (L) and high (H) resistors are randomly selected beginning of each clock period and are driven by corresponding Johnson-like noise voltages. The actual realizations contain more filters and amplitude control units (not shown here). The thick arrows mark computer control and data exchange. The controlling computer (not shown) has a regular network connection with the computer of the other KLJN communicator (not shown). The capacitor killer can be avoided for distances up to about 2000 km provided the cables are not coaxial ones but they are two free hanging wires with a few meters separation, like power lines.

The experiments were carried out on a model-line, with assumed cable velocity of light of $2 \cdot 10^8$ m/s, with ranges up to 2000 km, which is far beyond the range of direct quantum channels, or of any other direct communication method via optical fibers. The device has bit rates of 0.1, 1, 10, and 100 bit/second for ranges 2000, 200, 20 and 2 km, respectively.

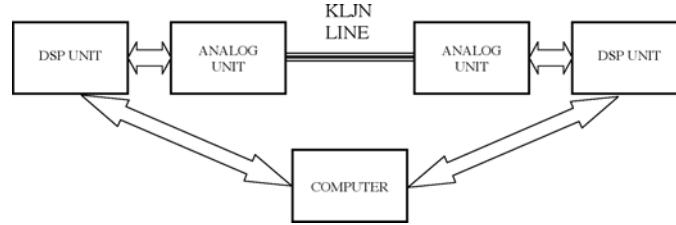


Figure 3. The schematics and arrangement of the realized and tested KLJN communicator pair. The KLJN line is a model line with capacitance compensation up to 2000 km range.

The voltage noises are band-limited Johnson-like noise with power density spectrum

$$S_u(f) = KR \quad (1)$$

within the noise bandwidth and zero elsewhere. Wave effects in the stationary mode and information leak due to them are avoided by the proper selection of the noise bandwidth. The noise bandwidth is selected so that the highest possible Fourier component in the line is at frequency 10 times lower than the lowest frequency standing-wave mode in the line. That condition results in noise bandwidths 5, 50, 500 and 5000 Hz for ranges 2000, 200, 20 and 2 km, respectively. This condition and the statistical sample size within the clock period determine the speed (bandwidth) of communication. The sampling rate satisfies

the Shannon limit thus the sampling frequency is two times greater than the noise bandwidth. The sample size within the clock period is 50 data points and that results in a 50 times lower secure bit rate than the noise bandwidth because only 50% of the communicated bits is secure. The resistors pairs at Alice and Bob are $R_0 = 2 \text{ k}\Omega$ and $R_1 = 11 \text{ k}\Omega$. Because the security protection based on current and voltage comparison was effective up to 50 kHz bandwidth, 1 nF capacitors at the two ends of the line were satisfactory *line filters*. Furthermore, these capacitors would have removed possible switching spikes originating from capacitive coupling in the analog switches due to possibly unbalanced parasitic capacitors; therefore there were no detectable switching transients in the line. The 10 k Ω resistor is composed by connecting a 9 k Ω serial resistor to the 2k Ω resistor. The 2k Ω resistors are two serial 1k Ω resistors with a 1 nF capacitor shunting to the ground to remove possible digital quantization noise. The 1 k Ω resistor at the generator drive end was also used as a probe to measure the current in the line. The value of K is selected so that the noise voltage of the greater resistor is 1 Volt for all noise bandwidths. This resulted in $S_u(f)$ values of the greater resistor 0.2, 0.02, 0.002, 0.0002 V^2/Hz for ranges 2000, 200, 20 and 2 km, respectively.

Transient wave effects at the end of clock period are avoided in the Gaussian Noise Generator unit by driving the envelope of the time functions of noise voltage and current to zero before the switching using a linear ramp amplitude modulation (via 8% of the clock duration); and the reverse process is done at the beginning of the next clock cycle after the switching of resistors. Moreover a short pause (8 % of the clock time) with no data collection, except for security check, after the initial linear ramp at the beginning of stationary noise, is applied in order to avoid possible other types of transient effects of stochastic nature (though we have not seen any transients). All these are done before the filtering process to avoid any spurious frequency components due to the linear ramp.

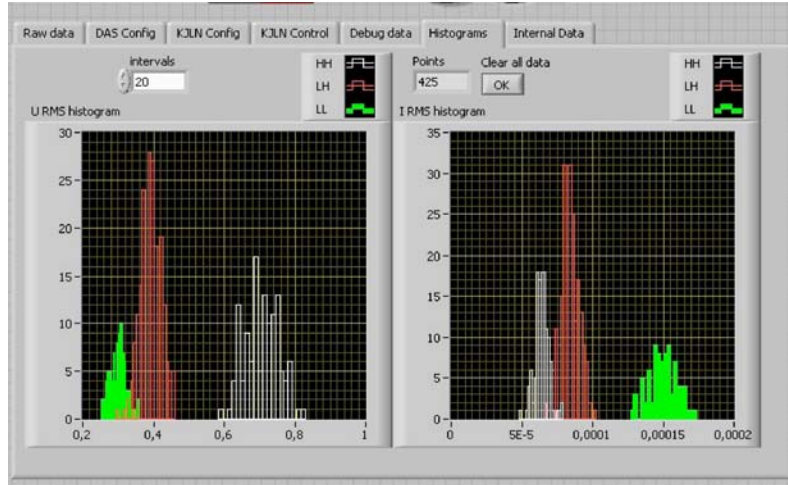


Figure 4. Measured amplitude density functions of the voltage (left window) and current (right window) during a single clock cycle of the communication. Alice and Bob must decide about the distribution functions at the middle (secure bit) and at the right (double low or double high bits) in each window to find out if secure bit exchange is taking place or not. This poor statistics is enough for Alice and Bob to make the correct decision with 0.1% error rate. However when Eve tries to extract information from the voltage drop on the wire resistance she must work with two distributions which are almost identical and totally overlapping but have the same poor statistics as the middle distributions in this figure [7].

The model line had 200 Ohm internal resistance. The corresponding copper wire diameters are reasonable practical values for the different ranges are 21 mm (2000 km), 7 mm (200 km), 2.3 mm (20 km) and 0.7 mm (2 km). Inductance effects are negligible with the selected resistance values, R_0 and R_1 , at the given ranges and the corresponding bandwidths. If the wire is a free hanging one with a few meters separation from earth, such as power lines, parasitic capacitances are not a problem either. However, if the wire is a coaxial cable then with the present driving resistances R_0 and R_1 , a capacitor killer application is needed. The capacitor killer is a well-know electronic solution to remove capacitive cut-off effects in coaxial cables by feeding the coat of a coaxial cable by a follower driven by the hot wire in the coax cable. Therefore, for the elimination of the cable capacitance effects, either a free-hanging wire or a coaxial cable with capacitor killer arrangement was supposed.

During the communication and security tests, the exchange of secure bits took place between Alice and Bob with 0.1% error rate. Figure 4 shows an illustrative example about the actual distribution functions and their statistics during the clock period *during communication* and Figure 5 shows the much better statistics over the span of security checks (about 75000 clock cycles).

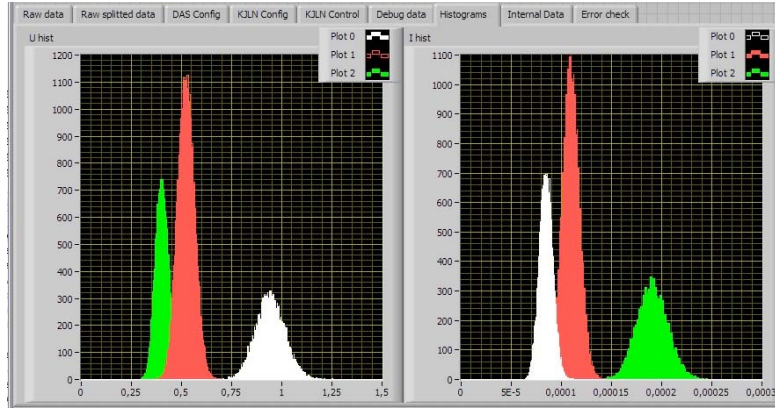


Figure 5. Measured amplitude density functions of the voltage (left window) and current (right window) during the security checks utilizing about 75000 clock cycles.

According to the security tests and the related evaluations the raw-bit security of this practical system has been successfully designed to outperform raw-bit quantum security while it still remain reasonably inexpensive. For the summary of security test evaluation, see Table 1.

Current pulse injection breaking attempts (Kish) [1] were performed by discharging a capacitor on the line. These breaking attempts were able to extract a single bit of information however the current-alarm went on. Therefore, as expected, this type of break yields zero useful bit extraction. The smallest detectable current difference at the two ends of the line current was 0.25% of the effective current in the line. Though a much less sensitivity would have produced the same practical security level, due to the given resolution of the AD converters, we tested with this accuracy.

Breaking tests of Bergou-Scheuer-Yariv (BSY) type utilizing wire resistance [2, 6] show

that the upper limit of extracted raw bit rate by the eavesdropper is 0.44% which is less than the quantum bit-leak when photons are randomly stolen and replaced, a method which can easily extract 1% of the bits while staying hidden at practical situations. However to reach this 0.44% bit-leak Eve must know/use the optimal decoding of data, in accordance with Shannon's channel coding theorem. A simple improvement possibility is served by the fact that the BSY bit-leak scales with the reciprocal of the sixth power of cable diameter [10] and that means that doubling cable diameter would reduce this 0.44% leak by a factor of 64 and a diameter increase of a factor of 10 (possible only for 20 km or shorter ranges due to practical limits of cable diameter) would yield a million times reduction of the bit leak. Note, using additional software tools can provide arbitrarily strong reduction of the bit-leak; this is the *privacy amplification* technique [12,13] developed for quantum communication by Bennett and coworkers. However, the price of that is slowing down.

TYPE OF BREAKING	MEASURED NUMBER OR RATIO OF EXTRACTED BITS WITHOUT SETTING ON THE CURRENT-VOLTAGE ALARM	REMARKS
In quantum communication: Random stealing of photons	>1%	Arbitrarily can be enhanced by privacy amplification [12,13]; the price is slowing down.
BSY (i) [2,6] attack in the present KLJN system	0.44%	0.00000044% at 10 times thicker wire (theoretical extrapolation). Arbitrarily can be enhanced by privacy amplification [12,13]; the price is slowing down.
Hao (iii) [8] attack in the present KLJN system	Zero bit	Below the statistical inaccuracy. Considering the 12 bit effective resolution of noise generation accuracy, it is theoretically: < 0.000000006%
Kish (iv) [9] attack in the present KLJN system	Zero bit	Below statistical inaccuracy. Theoretically: < 0.01%
Current pulse injection (Kish) [1] in the present KLJN system	Zero bit	One bit can be extracted while the alarm goes on thus the bit cannot be used.

Table 1. Summary of the security analysis of the realized KLJN communicator pair. During the breaking tests 75000 clock periods were analyzed

Hao's breaking method yields zero (non-measurable) information for the eavesdropper due to the 12 bits effective accuracy of current and voltage measurement and the limited statistics during the clock period.

Breaking tests by the *man-in-the-middle attack* require duplicate hardware and significantly more efforts thus they will be performed later.

Conclusion

The realized KLJN communicator shows excellent performance through the model-line through communication ranges orders of magnitude beyond the ranges of known direct quantum communication channels. The results indicate unrivalled security levels among physical secure communicators with straightforward ways to further improve that if it is necessary.

Acknowledgements

Zoltan Gingl is grateful for the Bolyai Fellowship of Hungarian Academy of Sciences. The travel of LBK to the University of Szeged for the startup phase of the experiments was covered by the Swedish STINT foundation and the cost of staying (10-15 December, 2006) was partially covered by the European Union's SANES grant. The costs of the KLJN system design were partially covered by the TAMU Information Technology Task Force (TITF, grant 2002).

References

- [1] L.B. Kish, "Totally secure classical communication utilizing Johnson (-like) noise and Kirchhoff's law", *Physics Letters A* **352** (2006) 178-182.
- [2] Adrian Cho, "Simple noise may stymie spies without quantum weirdness", *Science* **309** (2005) 2148.
- [3] L.B. Kish, "Protection against the man-in-the-middle-attack for the Kirchhoff-loop-Johnson(-like)-noise cipher and expansion by voltage-based security", *Fluctuation and Noise Letters* **6** (2006) L57-L63.
- [4] L.B. Kish and R. Mingesz, "Totally secure classical networks with multipoint telecloning (teleportation) of classical bits through loops with Johnson-like noise", *Fluctuation and Noise Letters* **6** (2006) C9-C21.
- [5] L.B. Kish, "Methods of Using Existing and Currently Used Wire Lines (power lines, phone lines, internet lines) for Totally Secure Classical Communication Utilizing Kirchhoff's Law and Johnson-like Noise", draft, <http://arxiv.org/abs/physics/0610014>.
- [6] J. Scheuer, A. Yariv, "A classical key-distribution system based on Johnson (like) noise—How secure?", *Physics Letters A* **359** (2006) 737.
- [7] L.B. Kish, "Response to Scheuer-Yariv: "A Classical Key-Distribution System based on Johnson (like) noise - How Secure?""", *Physics Letters A* **359** (2006) 741–744.
- [8] F. Hao, "Kish's key exchange scheme is insecure", *IEEE Proceedings on Information Security* **153** (2006) 141-142.
- [9] L.B. Kish, "Response to Feng Hao's paper "Kish's key exchange scheme is insecure""", *Fluctuation and Noise Letters* **6** (2006) C37–C41.
- [10] L.B. Kish, R. Mingesz and Z. Gingl, "How Secure, How to Design, and How to Run Practical Kirchhoff-loop-Johnson-like-Noise Ciphers - I Theory", in preparation.

- [11] R. Mingesz, Z. Gingl and L.B. Kish, "How Secure, How to Design, and How to Run Practical Kirchhoff-loop-Johnson-like-Noise Ciphers - II Practice", in preparation.
- [12] C.H. Bennett, G. Brassard, C. Crepeau and U.M. Maurer, "Generalized Privacy Amplification", *IEEE Transactions on Information Theory* **41** (199) 1915-1923.
- [13] A. Berzanskis, "Applications of Quantum Cryptography in Government Classified, Business, and Financial Communications", Supercomputing'05, Seattle November 12-18, 2005.