

The effect of bandwidth in scale-free network traffic

Mao-Bin Hu^{1,*}, Wen-Xu Wang², Rui Jiang¹, Qing-Song Wu^{1,†} and Yong-Hong Wu³

¹*School of Engineering Science, University of Science and Technology of China, Hefei 230026, P.R.C*

²*Nonlinear Science Center and Department of Modern Physics,*

University of Science and Technology of China, Hefei 230026, P.R.C

³*Department of Mathematics and Statistics, Curtin University of Technology, Perth WA6845, Australia*

(Dated: April 30, 2018)

We model information traffic on scale-free networks by introducing the bandwidth as the delivering ability of links. We focus on the effects of bandwidth on the packet delivering ability of the traffic system to better understand traffic dynamic in real network systems. Such ability can be measured by a phase transition from free flow to congestion. Two cases of node capacity C are considered, i.e., $C = \text{constant}$ and C is proportional to the node's degree. We figured out the decrease of the handling ability of the system together with the movement of the optimal local routing coefficient α_c , induced by the restriction of bandwidth. Interestingly, for low bandwidth, the same optimal value of α_c emerges for both cases of node capacity. We investigate the number of packets of each node in the free flow state and provide analytical explanations for the optimal value of α_c . Average packets traveling time is also studied. Our study may be useful for evaluating the overall efficiency of networked traffic systems, and for alleviating traffic jam in such systems.

PACS numbers: 45.70.Vn, 89.75.Hc, 05.70.Fh

I. INTRODUCTION

Since the pioneering work of Watts and Strogatz [1], and Barabási and Albert [2], complex networks theory have attracted growing interest among physics community. Complex networks can describe many natural, social and technical systems in which lots of entities or people are connected by physical links or some abstract relations [3, 4, 5, 6, 7, 8, 9]. Due to the importance of large communication networks such as the Internet, WWW, power grid and transportation systems with scale-free properties in modern society, the traffic of information flow have drawn more and more attention. Ensuring free traffic flow on these networks is of great significance and research interest [10, 11, 12, 13, 14, 15, 16, 17, 18, 19, 20, 21, 22, 23, 24].

As pointed out by Newman, the ultimate goal of studying complex networks is to understand how the network effects influence many kinds of dynamical processes taking place upon networks [5]. Recent works have proposed some models to mimic the traffic on complex networks by introducing packets generating rate and the routing of packets [11, 12, 13, 14, 15, 16, 17]. These kind of models can define the capacity of networks by the critical generating rate at which a phase transition from free flow state to congested state occurs. The free flow state corresponds to the number of created and delivered packet are balanced, and the jammed state corresponds to the packets accumulate on the network.

Many recent studies have focused on two aspects to control the congestion and improve the efficiency of trans-

portation: modifying underlying network structures or developing better route searching strategies in a large network [25]. Due to the high cost of changing the infrastructure, the latter is comparatively preferable. In this light, some models have been proposed to forward packets following the shortest path [18], the efficient path [19], the nearest-neighbor and next-nearest-neighbor searching strategy [20, 21, 22], the local static information [20], or the integration of local static and dynamic information [21]. In view of the difficulty of knowing the whole topology of many large and rapidly growing communication systems, the local routing strategy attracts more attention because the local static topology information can be easily acquired and stored in each router.

However, previous studies usually neglect the bandwidth of the links, i.e., the maximum capacity of each link for delivering packets. Obviously, in real systems, the capability of links are limited and varies from link to link and in most cases, these restrictions could be very important in triggering congestion in the traffic system. Therefore, since the analysis on the effects of the link bandwidth restrictions on traffic efficiency is still missing, we study the traffic dynamics in which the bandwidth is taken into account, based on the local routing strategy.

The paper is organized as follows. In section II, the traffic model is introduced. In section III, the simulation results are presented and discussed. The summary is given in section IV.

II. THE TRAFFIC MODEL

To generate the underlying traffic network, our simulation starts with the most general Barabási-Albert scale-free network model which is in good accordance with real observations of communication networks [3]. Driven by

*Electronic address: humaobin@ustc.edu.cn

†Electronic address: qswu@ustc.edu.cn

the growth and preferential attachment mechanisms, it can generate power-law degree distribution $P(k) \sim k^{-\gamma}$, where $\gamma = 3$. In this model, starting from m_0 fully connected nodes, a new node with m links is added to the existing graph at each time step according to the preferential attachment, i.e., the probability Π_i of being connected to the existing node i is proportional to the degree k_i of the node, $\Pi_i = \frac{k_i}{\sum_j k_j}$, where the sum runs over all existing nodes.

Then we model the traffic of packets on the given network. We treat all nodes as both hosts and routers for generating and delivering packets and assume that each node can deliver at most C packets per step towards their destinations. The capacity of each link is restricted by Bandwidth(B), i.e., each link can handle at most B packets from each end per time step. Motivated by the previous local routing models [20, 21], the system evolves in parallel according to the following rules:

1. Add New Packets - Packets are added with a given rate R (number of packets per time step) at randomly selected nodes and each packet is given a random destination.

2. Deliver Packets - Each node performs a local search among its neighbors. If a packet's destination is found in its nearest neighborhood, it will be delivered directly to its target and then removed from the system. Otherwise, it will be delivered to a neighboring node n with preferential probability:

$$P_n = \frac{k_n^\alpha}{\sum_i k_i^\alpha}, \quad (1)$$

where the sum runs over the neighboring nodes, and α is a tunable parameter. FIFO (first-in-first-out) queuing discipline is applied at each node.

In the simulation, we investigate the network performance with node capacity $C = 10$ or $C = k$ corresponding to the degree of the node, and with link bandwidth $B = 5, 3, 1$ and $1 \leq B \leq 5$ for each case.

To characterize the system's overall capacity, we investigate the order parameter:

$$\eta(R) = \lim_{t \rightarrow \infty} \frac{\langle \Delta N_p \rangle}{R \Delta t}, \quad (2)$$

where $N_p(t)$ is the number of packets on the network at time t . $\Delta N_p = N_p(t + \Delta t) - N_p(t)$ with $\langle \dots \rangle$ takes average over time windows of width Δt . Obviously, $\eta(R) = 0$ corresponds to the cases of free flow state where the balance between added and removed packets can be achieved. As R increases, there is a critical R_c at which η suddenly increase from zero to nonzero, which indicates the phase transition from free flow to congestion that the packets begin to accumulate on the network. Hence, the system's capacity can be measured by the value of R_c below which the system can maintain its efficient functioning.

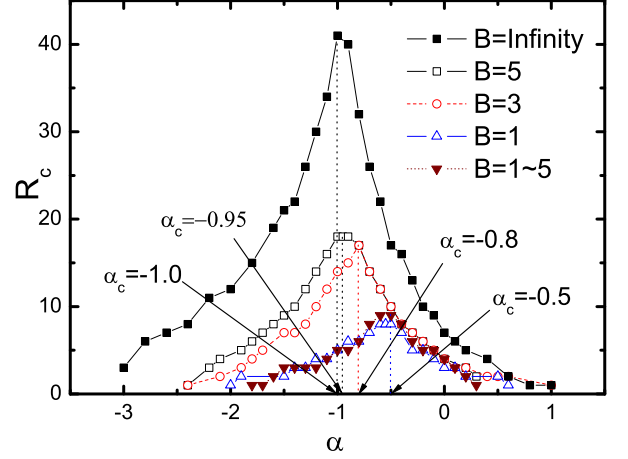


FIG. 1: (color online). The network capacity R_c against α with network parameter $N = 1000$, $m_0 = m = 3$, constant node delivering ability $C = 10$, and different bandwidth B cases. The data are obtained by averaging R_c over 10 network realizations.

III. SIMULATION RESULTS AND DISCUSSIONS

In the special case of $C = 10$ and $B \geq 10$, the maximum network capacity is $R_c \approx 40$, which is achieved at the optimal value $\alpha_c = -1.0$ [20]. This can be explained as the average number of packets on nodes does not depend on degree k at $\alpha_c = -1.0$ and thus leads to a fact that no congestion occurs earlier on some nodes with particular degree than on others.

Then we study the effect of bandwidth on the network capacity in the case of fixed node capacity $C = 10$ with constant bandwidth $B = 5, 3, 1$ for each link or B is a random integer selected in the range from 1 to 5 for the links. The constant B case corresponds to a uniform bandwidth system, and the random B case corresponds to a system with different bandwidth for each link. Fig.1 compares the network capacity R_c for the cases. One can see that at a given α , the network capacity decreases with small B value. This is easy to be understood because the bandwidth prohibit the free flow of packets from one node to the other node thus decreases the network capacity.

Furthermore, the optimal value of α_c corresponding to the maximum capacity increases from -1.0 to -0.95 for $B = 5$, -0.8 for $B = 3$, and -0.5 for both $B = 1$ and $1 \leq B \leq 5$. This can be explained as follows. Let $n_i(t)$ denotes the number of packets of node i at time t . In the case of homogeneously generated sources and destinations for the packets, the number of packets generated and removed at node i are balanced. Considering the contribution of received and delivered packets of node i to the change of $n_i(t)$, the evolution of $n_i(t)$ in the free

flow state can be written as

$$\frac{dn_i(t)}{dt} = -n_{out} + n_{in}, \quad (3)$$

where n_{out} denotes the number of packet delivered from node i to its neighbouring nodes, and n_{in} denotes the number of received packets. From Eq.3, in the case of $B \geq C$, Wang et al. show that $n(k) \sim k^{1+\alpha}$ [20]. Therefore, when $\alpha = -1.0$, the average number of packets on nodes is independent of degree k and thus there will not be some nodes that are more easy to jam, so that the maximum network capacity is achieved. However, $\alpha > -1.0$ means that there are more packets on the hub nodes (with greater degree k). Considering the restriction of $B < C$, since the hub nodes have more links thus have more total bandwidth, $\alpha > -1.0$ is better to fully use the bandwidth of the hub nodes and thus enhance the system's capacity.

To better understand why $\alpha > -1.0$ is the optimal choice, we investigate the number of received packets of node i

$$n_{in}(i) = \sum_{j=1}^N A_{ij} n_j P_i = \sum_{j=1}^N A_{ij} n_j \frac{k_i^\alpha}{\sum_{l=1}^N A_{jl} k_l^\alpha}, \quad (4)$$

where the sum run over all the nodes of the network and A_{ij} is the element of the adjacency matrix. Considering that the assortative mixing of BA network is zero, i.e., the average neighbors degree of each node is the same, therefore we can get

$$\sum_{l=1}^N A_{jl} k_l^\alpha = \sum_{l=1}^N A_{jl} W = k_j W, \quad (5)$$

where W is a constant. In order to keep in the free flow state, one can easily conclude from Eq.3 that $n_{out} \geq n_{in}$ should be satisfied. For high-degree nodes, n_{out} is mainly constrained by two limits: $n_{out} \approx Bk_i$ and $n_{out} \approx C$. Considering $n_{out} \approx Bk_i$, and inserting Eq.5 into Eq.4, we can get

$$Bk_i \geq \sum_{j=1}^N A_{ij} n_j \frac{k_i^\alpha}{k_j W}. \quad (6)$$

Since C is a constant, higher degree nodes are more easily congested than those low degree nodes. We consider the case that i is a high degree node, for BA scale-free network, most of neighbors of i are low degree nodes. For small B , n_{out} of low degree nodes are mostly restricted by the bandwidth. Hence, we assume a linear relationship for low-degree nodes as

$$n_j = Bk_j \quad (7)$$

Insert Eq.7 into Eq.6, we get

$$\alpha \leq \frac{\log W}{\log k_i}. \quad (8)$$

In the limit of very large network, $N \rightarrow \infty$, $k_i \rightarrow \infty$ and thus the right hand side of Eq.8 approaches zero, and so that the optimal α should be smaller than zero.

Considering $n_{out} \approx C$, we can get

$$C \geq \sum_{j=1}^N A_{ij} n_j \frac{k_i^\alpha}{k_j W} \quad (9)$$

Inserting Eq.7 to Eq.9, we obtain

$$\alpha \leq \frac{\log \frac{CW}{B}}{\log k_i} - 1. \quad (10)$$

For low-degree nodes, n_{out} is mainly constrained by Bk_i , i.e., $n_{out} \approx Bk_i$. And for BA scale-free network, most of neighbors of low-degree nodes are high-degree nodes, for which we can take $n_j \approx C$. Thus we can get

$$Bk_i \geq \sum_{j=1}^N A_{ij} C \frac{k_i^\alpha}{k_j W}. \quad (11)$$

So we obtain

$$\alpha \leq \frac{\log \frac{BW'}{W'C}}{\log k_i}, \quad (12)$$

where the constant $W' = \sum_{j=1}^N A_{ij} \frac{1}{k_j}$. To continue, we use Eq.10, which is the minimum of Eq.8,10 and 12. One can see from Eq.10 that the optimal α should locate between -1.0 and 0.0 , and that when B decrease from infinity to 1, α_c will be more close to zero. For our simulation parameters, we can get $W \approx 0.4$ when $\alpha = -0.5$ (Eq.5) and $k_{max} \approx 100$, thus $\alpha_c \leq -0.7$ for the case of $B = 1$. It is quite close to our simulation result (see Fig.1).

Then we simulate the packets' average traveling time which is also important for measuring the system's efficiency. In Fig.2, we show the average traveling time $\langle T \rangle$ against R with different α . One can see for $-1.0 \leq \alpha \leq 0.0$, $\langle T \rangle$ remain as a relatively small value when $R \leq R_c(\alpha)$. When R increases beyond R_c , $\langle T \rangle$ will increase very rapidly, implying that the system is jammed. When $\alpha = -0.5$, the optimal average traveling time is obtained, whereas $\langle T \rangle$ increase much more rapidly when α deviates from -0.5 . Thus $\alpha_c = -0.5$ is the best choice. This is consistent with the above analysis that a maximum R_c occurs when $\alpha_c = -0.5$.

In the second part, we investigate the effect of bandwidth on the network capacity considering the existence of different handling or delivering ability of nodes, i.e., in

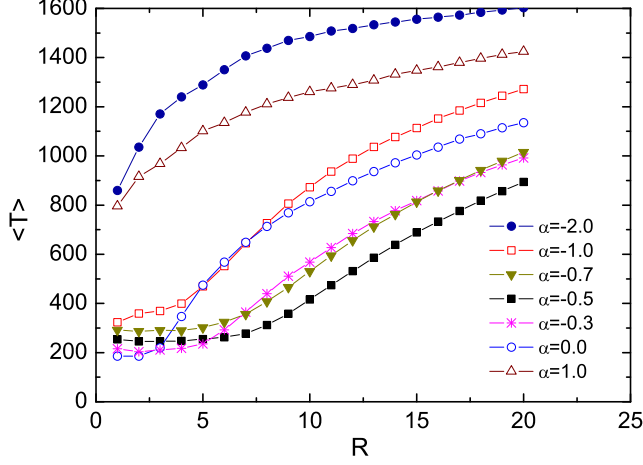


FIG. 2: (color online). The variation of packets average traveling time $\langle T \rangle$ versus R with different value of α fixed. Other network parameters are $N = 1000$, $m_0 = m = 3$, $C = 10$ and $B = 1$.

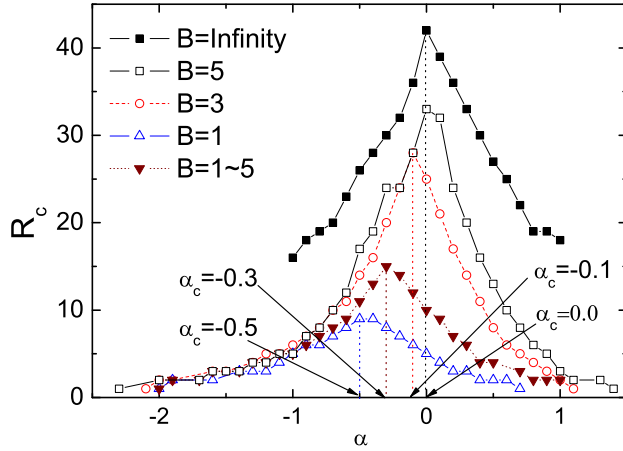


FIG. 3: (color online). The network capacity R_c against α in the case of node delivering ability proportional to its degree $C = k$ with different bandwidth B cases. The network parameter is $N = 1000$, $m_0 = m = 3$.

the case of C is not a constant but propotional to the degree of each node $C = k$. This may be used to descibe the fact that if a router is very important and bears heavy traffic, its delivering ability may be enhanced to avoid congestion.

In the special case of $B \geq k_{max}$ corresponding to the maximum degree of the nodes in the network, the main difference from the case of $B \geq C = 10$ is that the op-

timal value of local routing parameter α_c changes to 0.0 while the maximum network capacity remains as $R_c \approx 40$ [20]. This can be explained as follows. In the case of $B \geq k_{max}$ and $\alpha = 0.0$, packets perform random-like walks on the network. A well-known result in the random walk process valid for this case is that the time the packet spends at a given node is proportional to the degree of such node in the limit of long times [26]. One can easily conclude that, in the traffic system with many packets, the number of packets on a given node averaging over a period of time is proportional to the degree of that node, i.e., $n_i \sim k_i$. At the same time, the node delivering ability C is proportional to its degree, i.e., $C_i \sim k_i$, so that the load and delivering ability of each node are balanced, which leads to a fact that no congestion occurs earlier on some nodes with particular degree than on others. Considering that in the traffic model, an occurrence of congestion at any node will diffuse to the entire network, no more easily congested nodes brings the maximum network capacity, so that routing packets with $\alpha = 0.0$ can induce the maximum capacity of the system.

Fig.3 depicts the network capacity R_c against α in the case of $C = k$ with different values of B . One can see that the network capacity becomes smaller with B decreasing, and the optimal value of α_c also decreases from $\alpha_c = 0.0$ for $B = 5$ to $\alpha_c = -0.1$ for $B = 3$, $\alpha_c = -0.3$ for $1 \leq B \leq 5$, and $\alpha_c = -0.5$ for $B = 1$. The reason of capacity drop is the same as in the case of $C = 10$, i.e., the bandwidth of the link prohibit the delivery process thus affect the network's overall capacity. The decrease of α_c is different from the case of $C = 10$ and can be explained as follows. As mensioned before, $\alpha_c = 0.0$ corresponds to $n_i(k) \sim k_i$ and $\alpha_c < 0.0$ means redistributing traffic load in hub nodes to other noncentral nodes. Considering the free flow condition of $n_{out} \geq n_{in}$ with the limitation of $n_{out} \approx C = k$, following a similar analysis, one can get

$$\alpha \leq \frac{\log \frac{W}{B}}{\log k_i}. \quad (13)$$

Or if considering $n_{out} \approx Bk_i$, one can get

$$\alpha \leq \frac{\log W}{\log k_i}. \quad (14)$$

In both cases, one can conclude that the optimal α should be close to zero. But when $\alpha = 0.0$, $n_i \sim k_i$ and the nodes perform random selection among all its links to send packets. In the long run of $t \rightarrow \infty$, one can find that the number of packets forwarding towards each link in each time step should follow a Poisson distribution with mean value $\lambda = 1$. Thus the hub nodes are more easily jammed when $\alpha = 0.0$ that some packets will be prohibit by the bandwidth of the links. Though the ideal condition is sending one packet per link in each time step, the bandwidth of the link should be more than 1 to maintain free flow, i.e., $B = 1 + \delta$ where δ representing spanning of the Poisson distribution. Therefore, when B is smaller

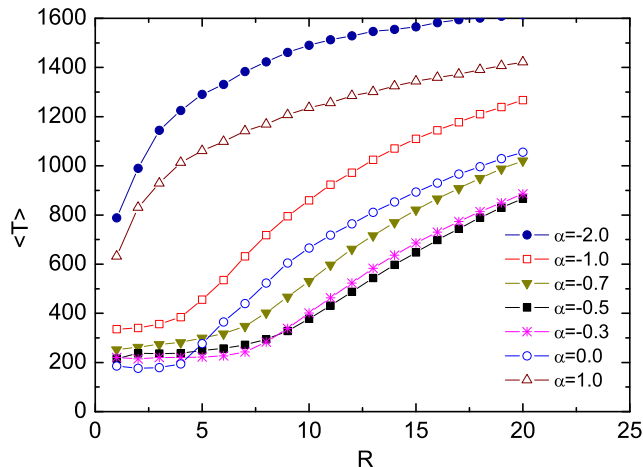


FIG. 4: (color online). The variation of packets average traveling time $\langle T \rangle$ versus R with different value of α fixed. Other network parameters are $N = 1000$, $m_0 = m = 3$, $C_i = k_i$ and $B = 1$.

than $1 + \delta$, the optimal α_c should be smaller than zero to redistribute traffic load to other noncentral nodes in order to avoid congestion in hub nodes. In Fig.3, one can see that when $B = 5$, α_c remains as zero, whereas when B decrease to less than 5, α_c will decrease from zero.

This result is in agreement with the result of Yan et al.[19] and Wang et al.[21] that redistributing traffic load to the noncentral nodes can enhance the system's overall capacity. The α_c smaller than zero can make the large degree nodes fully used, and also allow packets to bypass those nodes when they afford heavy traffic burden. Thus the system's maximum efficiency is achieved. Another interesting phenomenon emerges in the case of very low bandwidth is that the same optimal value of $\alpha_c = -0.5$ and $R_c \approx 8$ is obtained when $B = 1$ in both cases of node capacity we considered in this paper, i.e., $C = 10$ and $C = k$. This simply show that the system's capacity is mainly controlled by the bandwidth of the links and the nodes' capacity do not affect the overall efficiency when bandwidth B is very low. That is, when the link band-

width is low, it is useless to enhance the routers' ability only and traffic congestion would be triggered mainly by the links.

Fig.4 shows the average travel time $\langle T \rangle$ against R with different α when $C_i = k_i$. The results are also in agreement with the above analysis that $\alpha_c = -0.5$ can lead to better efficiency of the network.

IV. SUMMARY

In conclusion, we investigate the effects of link bandwidth on the traffic capability in scale-free network base on the local routing strategy. In general, the capacity decreases when the link bandwidth is considered, whether the node capacity is set as a constant or proportional to the degree of the nodes. Moreover, the optimal value of local routing parameter α_c also depends on the bandwidth of the links. In the case of constant node capacity $C = 10$, α_c increases from -1.0 to -0.5 when B decreases from infinity to 1, while in the case of $C = k$, α_c decreases from 0.0 to -0.5 when B decreases. And we found that the node capacity can not enhance the system efficiency when B is very low. We give analytical explanations for the above phenomena, and the analytical results are in agreement with the simulation results. Moreover, we study the average traveling time of packets, which also exhibit similar phase transition behavior and is optimized when α is tuned to between -1.0 and zero.

Our study may be useful for evaluating the overall efficiency of networked traffic systems. Moreover, this model can be applied to other networks and may also shed some light on alleviating the congestion of modern technological networks.

ACKNOWLEDGEMENTS

This work was funded by National Basic Research Program of China (No.2006CB705500), the NNSFC under Key Project No.10532060, Project Nos. 70601026, 10672160, 10404025, the CAS Dean Excellent Foundation, and by the Australian Research Council through a Discovery Project Grant.

-
- [1] D.J. Watts and S.H. Strogatz, Nature(London) **393**,440 (1998).
 - [2] A.-L. Barabási, R. Albert, Science **286**, 509 (1999).
 - [3] R. Albert, H. Jeong, and A.-L. Barabási, Nature (London) **401**, 130(1999).
 - [4] R. Albert, A.-L. Barabási, Rev. Mod. Phys. **74**, 47(2002).
 - [5] M.E.J. Newman, Phys. Rev. E **64**, 016132 (2001).
 - [6] M.E.J. Newman, SIAM Review **45**, 167(2003).
 - [7] S. Boccaletti, V. Latora, Y. Moreno, M. Chavez, D.-U. Hwang, Physics Reports **424**, 175(2006).
 - [8] M.B. Hu, W.X. Wang, R. Jiang et al. Euro. Phys. J. B **53**(2), 273(2006).
 - [9] J.J. Wu, Z.Y. Gao, H.J. Sun, et al. Europhys. Lett. **74**(3), 560(2006).
 - [10] Y. Moreno, R. Pastor-Satorras, A. Vazquez, A. Vespignani, Europhys. Lett. **62**(2), 292(2003).
 - [11] R.V. Sole, S. Valverde, Physica A **289**, 595 (2001).
 - [12] A. Arenas, A. Díaz-Guilera, and R. Guimerá, Phys. Rev. Lett. **86**, 3196 (2001).
 - [13] B. Tadić, S. Thurner, G.J. Rodgers, Phys. Rev. E **69**,

- 036102 (2004).
- [14] L. Zhao, Y.C. Lai, K. Park, N. Ye, Phys. Rev. E **71**, 026125 (2005).
 - [15] G. Mukherjee, S.S. Manna, Phys. Rev. E **71**, 066108 (2005).
 - [16] R. Guimerà, A. Díaz-Guilera, F. Vega-Redondo, A. Cabrales, and A. Arenas, Phys. Rev. Lett. **89**, 248701 (2002).
 - [17] R. Guimerà, A. Arenas, A. Díaz-Guilera, F. Giralt, Phys. Rev. E **66**, 026704 (2002).
 - [18] K.I. Goh, B. Kahng, D. Kim, Phys. Rev. Lett. **87**, 278701(2001).
 - [19] G. Yan, T. Zhou, B. Hu, Z.Q. Fu, B.H. Wang, Phys. Rev. E **73**, 046108 (2006).
 - [20] W.X. Wang, B.H. Wang, C.Y. Yin, Y.B. Xie, T. Zhou, Phys. Rev. E. **73**, 026111 (2006).
 - [21] W.X. Wang, C.Y. Yin, G. Yan, B.H. Wang, Phys. Rev. E **74**, 016101 (2006).
 - [22] C.Y. Yin, B.H. Wang, W.X. Wang, G. Yan, H.J. Yang, Eur. Phys. J. B **49**, 205C211 (2006).
 - [23] M.A. deMenezes, A.-L. Barabási, Phys. Rev. Lett. **92**, 028701(2004).
 - [24] M.A. deMenezes, A.-L. Barabási, Phys. Rev. Lett. **93**, 068701(2004).
 - [25] J.M. Kleinberg, Nature(London) **406**, 845(2000).
 - [26] B. Bollobás, Modern Graph Theory (Springer-Verlag, New York, 1998).