

Order-disorder phase transition in a clustered social network

M. Wołoszyn^{1,*}, D. Stauffer^{1,2,†} and K. Kułakowski^{1,‡}

¹*Faculty of Physics and Applied Computer Science, AGH University of Science and Technology, al. Mickiewicza 30, PL-30059 Kraków, Poland*

²*Institute of Theoretical Physics, University of Köln, Zùlpicher Str. 77, D-50937 Köln, Germany.*

*wołoszyn@agh.edu.pl, †stauffer@thp.uni-koeln.de,
‡kulakowski@novell.ftj.agh.edu.pl

November 29, 2018

Abstract

We investigate the network model of community by Watts, Dodds and Newman (D. J. Watts et al., Science 296 (2002) 1302) as a hierarchy of groups, each of 5 individuals. A clustering parameter α controls the probability proportional to $\exp(-\alpha x)$ of selection of neighbours against distance x . The network nodes are endowed with spin-like variables $s_i = \pm 1$, with Ising interaction $J > 0$. The Glauber dynamics is used to investigate the order-disorder transition. The ordering temperature T_c is calculated from the relaxation time of the average value of spins, which is set initially to one. T_c is close to 3.3 for $\alpha < 1.0$ and it falls down to zero above this value. The result provides a mathematical illustration of the social ability to a collective action *via* weak ties, as discussed by Granovetter in 1973.

PACS numbers: 89.65.s, 61.43.j

Keywords: sociophysics; hierarchy; phase transition

1 Introduction

To investigate the human society is more than necessary. However, the subject is probably the most complex system we can imagine, whatever the definition of complexity could be. A cooperation between the sociology and other sciences - including the statistical physics - can be fruitful for our understanding of what is going around us. The science of social networks seems to be a rewarding field for this activity [1, 2, 3]. Although the physicists were not inventors of the basic ideas here, their empirical experience can be useful at least for the mathematical modelling in social sciences. Moreover, it seems that purely physical concepts as a phase transition can provide a parallel and complementary description of phenomena observed by the sociologists. Such a description is also a motivation of this research. Our aim is to investigate the social ability to organize, as a function of the topology of a network of social ties.

As it was stated by Granovetter [4] more than thirty years ago, the structure of social ties can be a formal determinant in an explanation of the activity of a given community. Granovetter wrote: "Imagine (...) a community completely partitioned into cliques, such that each person is tied to every other in his clique and to none outside. Community organization would be severely inhibited."

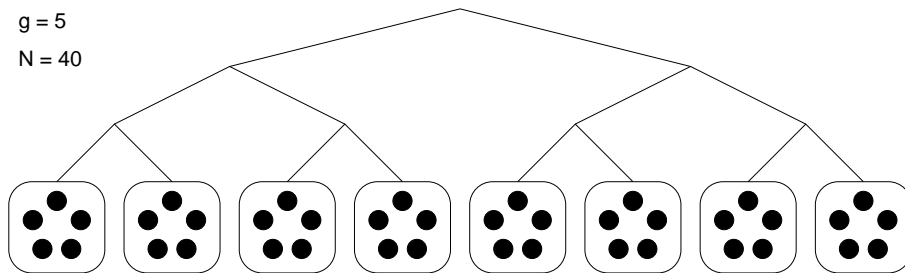


Figure 1: A schematic view of the system for $g=5$.

([4], p. 1373). As an example, the author provides "the Italian community of Boston's West End (...) unable to even form an organization to fight against the urban revolution which ultimately destroyed it." Granovetter argued, that new information is transported mainly *via* distant connections (weak ties) between the groups, and not within the group.

This compact description of a clusterized social structure found recently a mathematical realization [5]. There, the level of clusterization (or cliqueness) was controlled along the following receipt. Initially, the community is divided into N/g small groups of g individuals $i = 1, \dots, N$, represented by nodes of the network, and the social ties - by links. The distance x_{ij} between the group members are set hierarchically, as $x = 1$ between the nodes in the same group, $x = 2$ between the members of neighbouring groups, $x = 4$ between the members of groups which form neighbouring groups and so on. A schematic view is shown in Fig. 1. These distances are not real, but virtual; however, real links are determined on their basis. Namely, for each node i its links to other nodes j are drawn randomly, with the probability of a distance between two nodes i and j dependent on the distance x_{ij} as $p_{ij} \propto \exp(-\alpha x_{ij})$. The procedure is repeated until a given number of neighbours $z = g - 1$ on average is assured. In Ref. [5], the nodes were connected according to a set of a few of mutually intertwined hierarchies. Here we follow the original picture [4], where only one hierarchy is present. The topology of the network is controlled by the parameter α . For $\alpha = -\ln(2)$ every node is selected with the same probability [5], then the system is just a random graph. (For a short introduction of these graphs see for example [6]; for a numerical example see Fig. 2). For α large and positive, the links drawn reproduce the initial virtual separation of the community to small groups. For α large and negative, far nodes are connected more likely.

Here we add one more ingredient to the model. A spin s_i is assigned to each node, and an interaction energy - to each link. The energy J is the same for each link, and it favors the same sign of neighbouring nodes. In this way the social system is translated into a magnet with the topology close to the one suggested by Granovetter. As with a magnet, we can ask if a phase transition is possible [7] where the spins order below some level of thermal noise to have mostly the same orientation. This phase transition, if it is present in the magnetic system, serves here as a parallel to measure the ability of the social system to a collective action. Oppositely, a lack of the transition can be interpreted as an indication that the network cannot behave in a coordinated way. Using this model, we do not state that the magnetic interaction is in any sense similar to the interpersonal

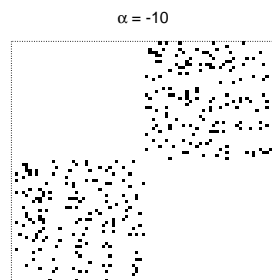
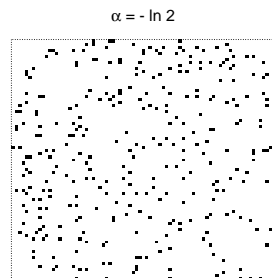
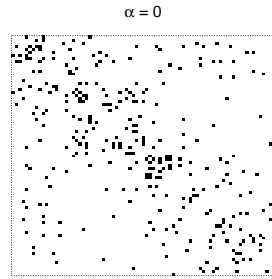
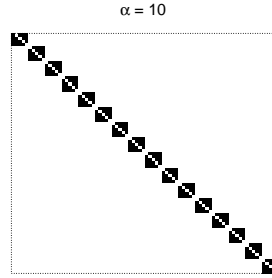


Figure 2: Non-zero elements of the connectivity matrix for $g=5$, $N=80$ $\alpha = 10.0, 0.0, -\ln(2), -10.0$, from top to bottom.

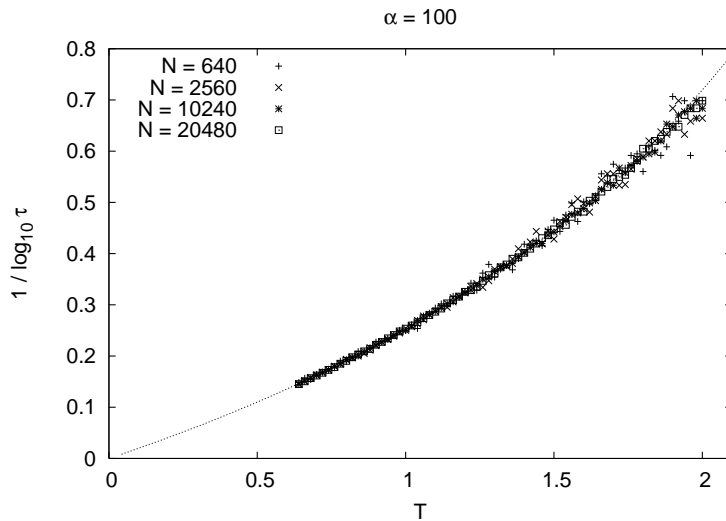


Figure 3: The relaxation time τ for $\alpha=10.0$, for various system sizes N . The line is $\tau = 0.0672 \exp(11.8/T)$.

interaction. We only assume, that an influence of the topology of the social ties on the social collectivity can be reproduced to some extent by the influence of the network topology on a collective state, with the latter measured by a scalar spin variable.

2 Calculations and results

The simulation was carried out for a network of $N = 640, 2560, 10240$ and 20480 nodes, $g = 5$. In the initial configuration, all spins are set to be $+1$. The relaxation time τ is determined by fitting the time dependence of the total magnetization $M(t)$

$$M(t) = \sum_i^N s_i \quad (1)$$

to the curve

$$M(t) = N \exp(-\frac{t}{\tau}) \quad (2)$$

For each value of α , the thermal dependence of the relaxation time τ is fitted in turn to the relation

$$\tau \propto \exp(\frac{c}{T - T_c}) \quad (3)$$

what allows to determine T_c . The fitting curve for various values of N are shown in Fig. 3, and for various α – in Fig. 4.

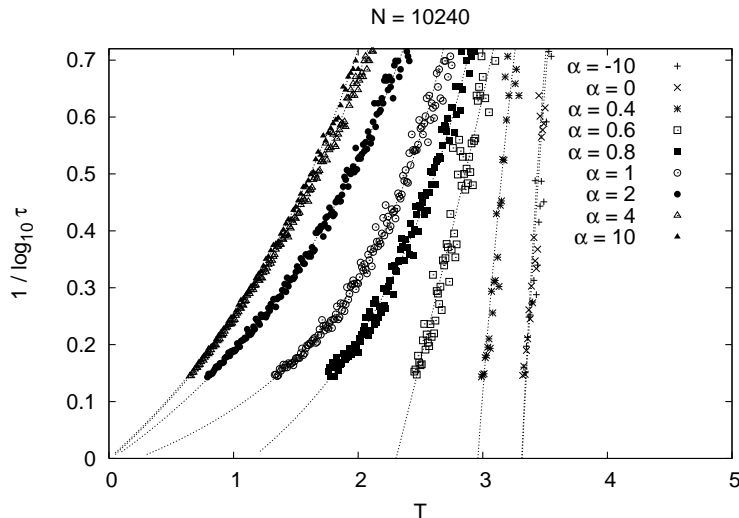


Figure 4: The relaxation time τ against temperature, for various clustering factors α .

Our main result - the transition temperature T_c as a function of the clustering factor α - is shown in Fig. 5. The ordered phase appears exclusively for $\alpha < \alpha_c$, which is about 1.0. Above this value, T_c goes down to zero, what means that the ordered phase does not exist.

3 Discussion

Assuming that the interpretation of the phase transition is sociologically meaningful, we can state that our numerical result agrees with the qualitative prediction of Granovetter, made in 1973. As long as the connections between the small groups are too sparse, the system as a whole does not show any collective behaviour. We note that the number of the ties does not vary with the clustering parameter α . It is only the tie distribution what changes the system behaviour. Obviously, we have no arguments to support particular elements of the model, as the number of states of one node (which is two), or the homogeneous character of the node-node interaction (the same for each tie), or the tie symmetry (the same in both direction) etc. All these model ingredients should be treated as particular and they can vary from one approach to another. On the contrary, as we deduce from the universality hypothesis, the phase transition itself does depend on the number of components of the order parameter [8]. The assumption on the Ising model is nontrivial, but remains arbitrary. The argument is that the model is the simplest known. It would be of interest to check our results for more sophisticated descriptions of the social interactions, as the models of Sznajd [9], Deffuant [10] or Krause-Hegselmann [11].

Concluding, it is not the critical value $\alpha_c \approx 1.0$ of the clustering parameter what is relevant for the sociological interpretation, because this critical value depends on all the above mentioned details. What is - or can be - of importance

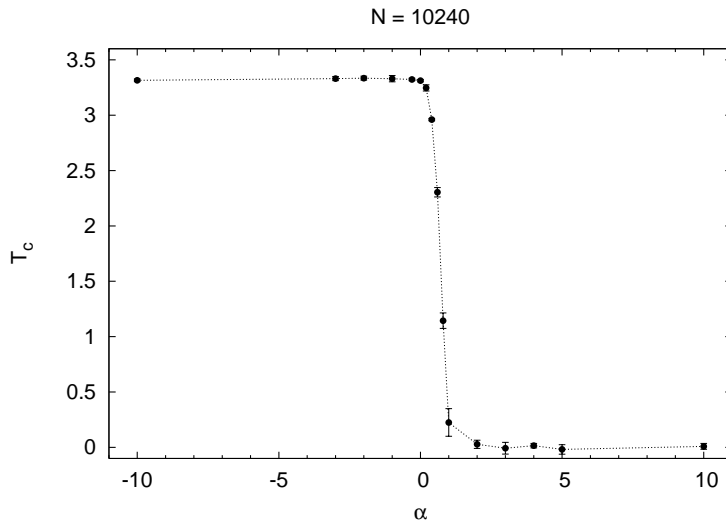


Figure 5: The Curie temperature T_c , as a function of the clustering factor α .

is that this critical value exists. The task, how to model a collective state in a social system, remains open. We can imagine, that an exceeding of a critical value of some payout, common for a given community, could trigger off a collective action, enhanced then by a mutual interaction. Attempts of this kind of description, with the application of the mean field theory, are classical in sociophysics [12]. The result of the present work assures, that the effectiveness of such a social interaction depends on the topology of the social network. The same approach can be applied to other models of the social structure, as [13, 14].

References

- [1] T. C. Schelling, J. Mathematical Sociology **1** (1971) 143.
- [2] D. J. Watts, Annu. Rev. Sociol. **30** (2004) 243.
- [3] M. Schnegg, Int. J. Mod. Phys. C **17** (2006) 1067.
- [4] M. S. Granovetter, Am. J. of Sociology **78** (1973) 1360.
- [5] D. J. Watts, P. S. Dodds and M. E. J. Newman, Science **296** (2002) 1303.
- [6] R. Albert and A.-L. Barabási, Rev. Mod. Phys. **74** (2002) 47.
- [7] A. Aleksiejuk, J. Hołyst and D. Stauffer, Physica A **310** (2002) 260.
- [8] H. E. Stanley, *Phase Transitions and Critical Phenomena*, Oxford UP, Oxford 1971.
- [9] K. Sznajd-Weron and J. Sznajd, Int. J. Mod. Phys. C **11** (2000) 1157.

- [10] G. Deffuant, F. Amblard, G. Weisbuch and T. Faure, Journal of Artificial Societies and Social Simulation 5, issue 4, paper 1 (jass.soc.surrey.ac.uk) (2002).
- [11] R. Hegselmann and U. Krause, Journal of Artificial Societies and Social Simulation 5, issue 3, paper 2 (jass.soc.surrey.ac.uk) (2002).
- [12] S. Galam, Y. Gefen and Y. Shapir, J. Mathematical Sociology **9** (1982) 1.
- [13] D. J. Watts and S. H. Strogatz, Nature (London) **393** (1998) 440.
- [14] E. M. Lin, M. Girvan and M. E. J. Newman, Phys. Rev. E **64** (2001) 046132.